


Narrogin Race 1 Distance 2242m

Saturday, 8 July 2023

Gross Time: 2:48.50 MileRate: 2:00.90 LeadTime: 47.60s First Qtr: 31.00s Second Qtr: 29.40s Third Qtr: 29.60s Fourth Qtr: 30.90s

NoHorse	Plc	Mar	800 Posi	400 Posi	Time	3rd Qtr	4th Qtr
3 OBSERVATION	1	0.0m	0.0m (0)	0.0m (0)	2:48.50	29.60s	30.90s
2 SANFORD BART	2	3.6m	4.2m (0)	4.4m (0)	2:48.79	29.62s	30.84s
7 MUMMAS LITTLE ST	3	17.3m	8.4m (0)	9.4m (0)	2:49.90	29.66s	31.51s
6 LUCKSAFORTUNE	4	20.9m	13.4m (2)	21.2m (1)	2:50.19	30.19s	30.88s
4 SPARKLING JEWELS	5	39.7m	9.4m (2)	16.8m (0)	2:51.71	30.12s	32.66s
1 JORDANO	6	93.1m	14.4m (0)	32.0m (0)	2:56.02	30.82s	35.59s
5 DUSTYROADS	7	404.7m	11.6m (1)	180.0m (0)	3:21.21	41.90s	48.16s

Finish Position and metres gained from 800m





PJ Harness Analyser

Sectional Analysis Software - Not just a formguide!

www.facebook.com/PJHarnessRacing



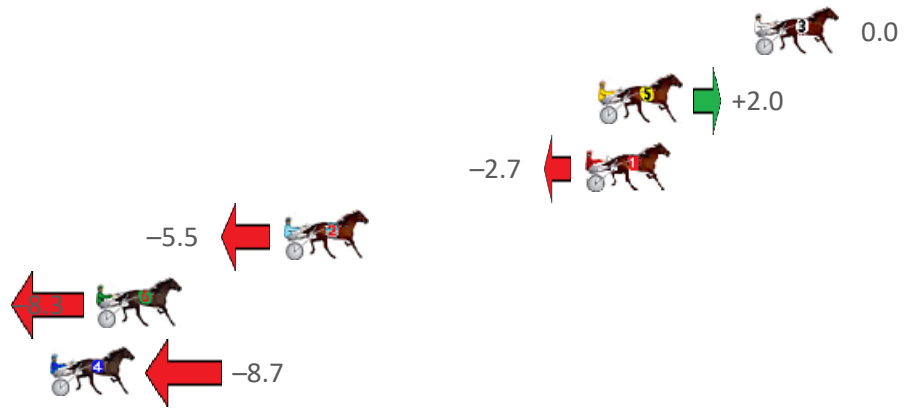
Narrogin Race 2 Distance 2242m

Saturday, 8 July 2023

Gross Time: 2:52.00 MileRate: 2:03.40 LeadTime: 47.60s First Qtr: 33.80s Second Qtr: 31.40s Third Qtr: 30.60s Fourth Qtr: 28.60s

NoHorse	Plc	Mar	800 Posi	400 Posi	Time	3rd Qtr	4th Qtr
3 SPORTING GRACE	1	0.0m	0.0m (0)	0.0m (0)	2:52.00	30.60s	28.60s
5 LOUIE LEBEAU	2	6.2m	8.2m (0)	8.6m (1)	2:52.47	30.62s	28.43s
1 GALACTIC LIONESS	3	6.7m	4.0m (0)	4.4m (0)	2:52.50	30.64s	28.76s
2 EGYPTIAN QUEEN	4	18.7m	13.2m (0)	13.4m (0)	2:53.40	30.63s	28.98s
6 THATS SO FETCH	5	26.1m	17.8m (0)	18.6m (0)	2:53.96	30.68s	29.13s
4 ELLIEGOZOOM	6	31.3m	22.6m (0)	23.2m (0)	2:54.35	30.66s	29.18s

Finish Position and metres gained from 800m





PJ Harness Analyser

Sectional Analysis Software - Not just a formguide!

www.facebook.com/PJHarnessRacing



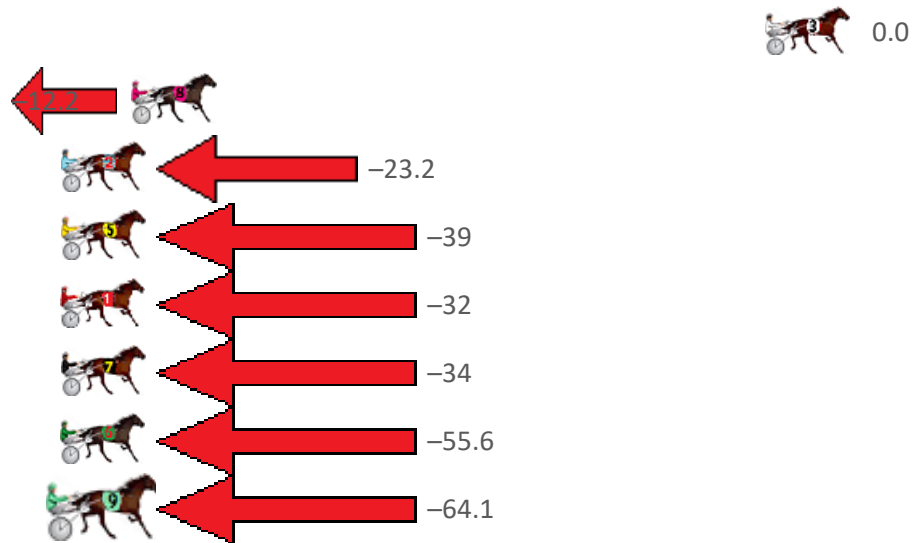
Narrogin Race 3 Distance 2242m

Saturday, 8 July 2023

Gross Time: 2:43.80 MileRate: 1:57.60 LeadTime: 44.90s First Qtr: 30.30s Second Qtr: 29.80s Third Qtr: 30.50s Fourth Qtr: 28.30s

NoHorse	Plc	Mar	800 Posi	400 Posi	Time	3rd Qtr	4th Qtr
3 CHAL PATCH	1	0.0m	0.0m (0)	0.0m (0)	2:43.80	30.50s	28.30s
8 MISS LAMARR	2	25.2m	13.0m (1)	12.0m (1)	2:45.67	30.46s	29.23s
2 HES A COOL MACH	3	32.0m	8.8m (0)	8.0m (1)	2:46.18	30.51s	29.99s
5 OUR TRUMP CARD	4	43.4m	5.0m (1)	4.0m (1)	2:47.03	30.53s	31.07s
1 GORDON	5	44.2m	12.8m (0)	11.2m (0)	2:47.09	30.47s	30.62s
7 OUR STAR BILLING	6	50.1m	17.0m (0)	16.0m (0)	2:47.53	30.52s	30.70s
6 LONGREACH BAY	7	60.2m	4.6m (0)	6.4m (0)	2:48.28	30.78s	32.09s
9 HIGHLY FLAMMABLE	8	73.1m	9.0m (1)	12.8m (2)	2:49.24	30.94s	32.54s

Finish Position and metres gained from 800m





PJ Harness Analyser

Sectional Analysis Software - Not just a formguide!

www.facebook.com/PJHarnessRacing



RISE Digital, Harness Racing Australia nor the provider accepts any responsibility for the completeness or accuracy of any of the information contained herein, and makes no representations about its suitability for any particular purpose. Users should make their own judgements about those matters and/or seek independent advice. You assume all risks associated with use of data provided on this page

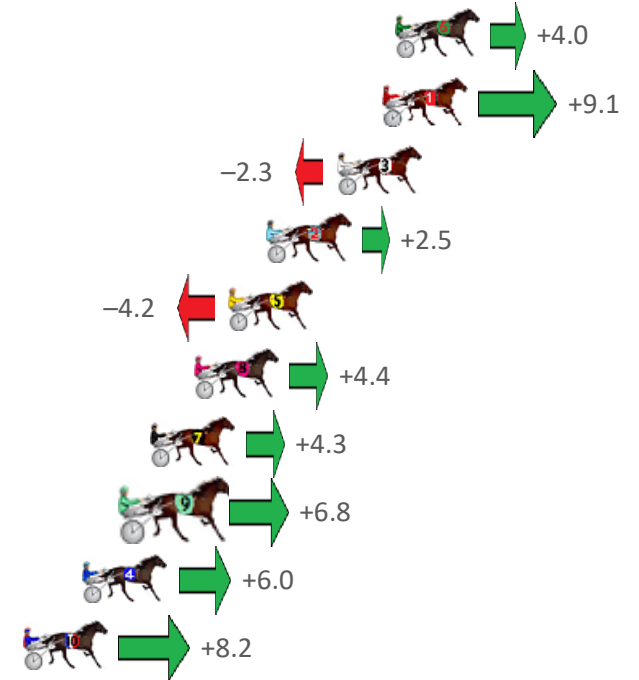
Narrogin Race 4 Distance 2242m

Saturday, 8 July 2023

Gross Time: 2:48.10 MileRate: 2:00.60 LeadTime: 46.20s First Qtr: 32.70s Second Qtr: 30.20s Third Qtr: 28.60s Fourth Qtr: 30.40s

NoHorse	Plc	Mar	800 Posi	400 Posi	Time	3rd Qtr	4th Qtr
6 MISS SASSY	1	0.0m	4.0m (0)	4.0m (0)	2:48.10	28.61s	30.10s
1 LOMBO MITCHINSO	2	0.5m	9.6m (0)	8.2m (0)	2:48.14	28.51s	29.82s
3 BATTLESCARD	3	2.3m	0.0m (0)	0.0m (0)	2:48.28	28.59s	30.57s
2 TA IN ADVANCE	4	5.1m	7.6m (1)	7.6m (1)	2:48.51	28.61s	30.21s
5 LUCAPELO	5	6.6m	2.4m (1)	2.4m (1)	2:48.63	28.59s	30.72s
8 KEPTAIN COURAGEO	6	8.0m	12.4m (1)	12.2m (1)	2:48.74	28.59s	30.08s
7 SANFORD HARRY	7	9.7m	14.0m (0)	13.4m (0)	2:48.87	28.56s	30.12s
9 ALFREDI	8	10.4m	17.2m (1)	16.2m (1)	2:48.93	28.54s	29.96s
4 NORTHERN GAZE	9	12.4m	18.4m (0)	17.6m (0)	2:49.09	28.55s	30.01s
10 THORIUM ENERGY	10	14.8m	23.0m (0)	29.0m (0)	2:49.28	29.07s	29.33s

Finish Position and metres gained from 800m





PJ Harness Analyser

Sectional Analysis Software - Not just a formguide!

www.facebook.com/PJHarnessRacing



RISE Digital, Harness Racing Australia nor the provider accepts any responsibility for the completeness or accuracy of any of the information contained herein, and makes no representations about its suitability for any particular purpose. Users should make their own judgements about those matters and/or seek independent advice. You assume all risks associated with use of data provided on this page

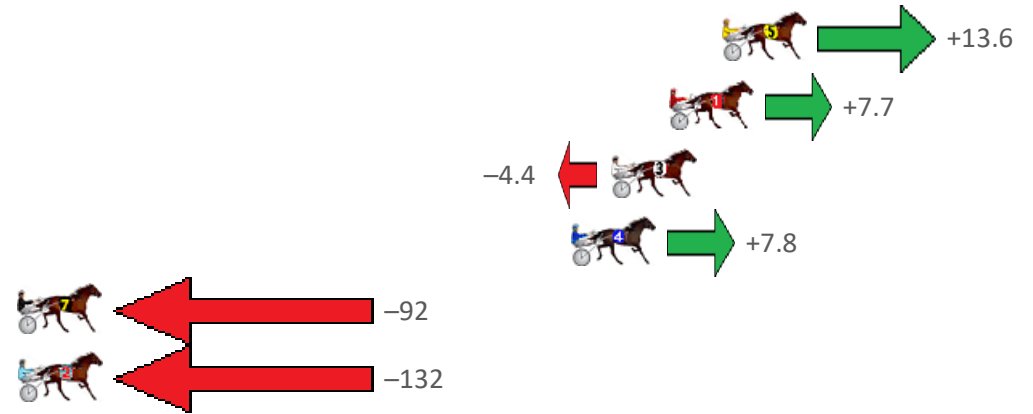
Narrogin Race 5 Distance 2636m

Saturday, 8 July 2023

Gross Time: 3:28.60 MileRate: 2:06.90 LeadTime: 82.90s First Qtr: 33.60s Second Qtr: 31.60s Third Qtr: 30.20s Fourth Qtr: 30.30s

NoHorse	Plc	Mar	800 Posi	400 Posi	Time	3rd Qtr	4th Qtr
5 THE BATMOBILE	1	0.0m	13.6m (1)	2.0m (1)	3:28.60	29.33s	30.15s
1 ASHIMA	2	2.1m	9.8m (0)	5.2m (0)	3:28.77	29.85s	30.07s
3 SKIPPYS DELIGHT	3	4.4m	0.0m (0)	0.0m (0)	3:28.95	30.20s	30.63s
4 LETS ROCK TONIGHT	4	6.0m	13.8m (0)	9.4m (1)	3:29.08	29.87s	30.04s
7 SHEZA BROMAC	5	99.9m	8.2m (1)	40.0m (1)	3:36.52	32.58s	34.81s
2 TOTAL ECLIPSE	6	137.4m	5.6m (0)	40.0m (0)	3:39.50	32.77s	37.64s

Finish Position and metres gained from 800m





PJ Harness Analyser

Sectional Analysis Software - Not just a formguide!

www.facebook.com/PJHarnessRacing



RISE Digital, Harness Racing Australia nor the provider accepts any responsibility for the completeness or accuracy of any of the information contained herein, and makes no representations about its suitability for any particular purpose. Users should make their own judgements about those matters and/or seek independent advice. You assume all risks associated with use of data provided on this page

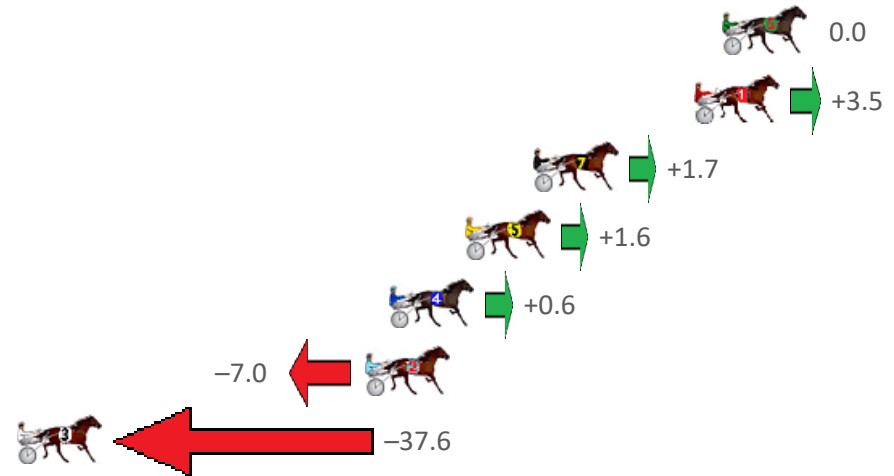
Narrogin Race 6 Distance 2242m

Saturday, 8 July 2023

Gross Time: 2:51.00 MileRate: 2:02.70 LeadTime: 47.30s First Qtr: 33.40s Second Qtr: 30.10s Third Qtr: 29.60s Fourth Qtr: 30.60s

NoHorse	Plc	Mar	800 Posi	400 Posi	Time	3rd Qtr	4th Qtr
6 DREAMS OF VALHAL	1	0.0m	0.0m (0)	0.0m (0)	2:51.00	29.60s	30.60s
1 AMERICAN ROCK	2	1.1m	4.6m (0)	4.8m (0)	2:51.09	29.62s	30.32s
7 PACIFIC EAGLE	3	7.5m	9.2m (0)	9.2m (0)	2:51.60	29.60s	30.47s
5 PINK PARADE	4	10.2m	11.8m (1)	9.4m (2)	2:51.82	29.42s	30.66s
4 SAVE THIS DANCE	5	13.2m	13.8m (0)	14.6m (0)	2:52.06	29.66s	30.49s
2 CRACKA TINNY	6	14.2m	7.2m (1)	5.0m (2)	2:52.14	29.42s	31.30s
3 ALTA MONTEL	7	40.8m	3.2m (1)	7.8m (1)	2:54.27	29.90s	33.11s

Finish Position and metres gained from 800m





PJ Harness Analyser

Sectional Analysis Software - Not just a formguide!

www.facebook.com/PJHarnessRacing



RISE Digital, Harness Racing Australia nor the provider accepts any responsibility for the completeness or accuracy of any of the information contained herein, and makes no representations about its suitability for any particular purpose. Users should make their own judgements about those matters and/or seek independent advice. You assume all risks associated with use of data provided on this page