

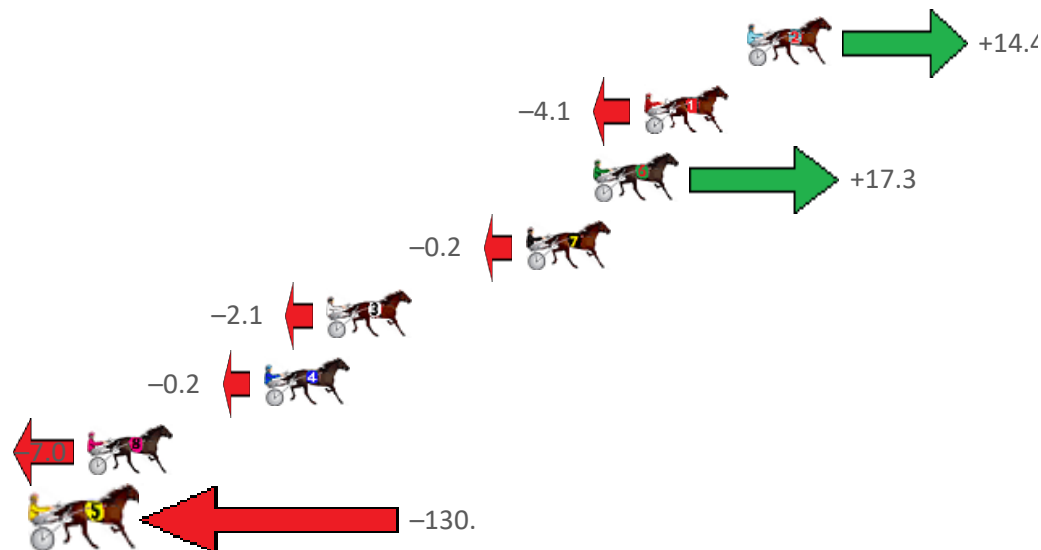
Narrogin Race 1 Distance 2242m

Saturday, 29 July 2023

Gross Time: 2:50.70 MileRate: 2:02.50 LeadTime: 46.10s First Qtr: 31.50s Second Qtr: 29.50s Third Qtr: 30.80s Fourth Qtr: 32.80s

NoHorse	Plc	Mar	800 Posi	400 Posi	Time	3rd Qtr	4th Qtr
2 ALLZFAIRNLUVNWA	1	0.0m	14.4m (1)	8.6m (1)	2:50.70	30.36s	32.10s
1 FLYING COPPA	2	4.1m	0.0m (0)	0.0m (0)	2:51.05	30.79s	33.13s
6 WHOZ THIS	3	6.1m	23.4m (1)	13.4m (1)	2:51.22	30.03s	32.20s
7 INFRINGEMENTNOTI	4	8.8m	8.6m (0)	6.4m (0)	2:51.45	30.62s	33.00s
3 BARDAN KID	5	16.7m	14.6m (0)	10.8m (0)	2:52.13	30.48s	33.28s
4 SEVEN MILLION MO	6	19.2m	19.0m (0)	16.8m (0)	2:52.34	30.62s	33.00s
8 BY SUBMISSION	7	26.2m	19.2m (1)	27.0m (1)	2:52.94	31.42s	32.73s
5 DREAM CONTROL	8	140.2m	9.6m (1)	29.2m (0)	3:02.69	32.07s	41.85s

Finish Position and metres gained from 800m



PJ Harness Analyser

Sectional Analysis Software – Not just a formguide!

www.facebook.com/PJHarnessRacing



RISE Digital, Harness Racing Australia nor the provider accepts any responsibility for the completeness or accuracy of any of the information contained herein, and makes no representations about its suitability for any particular purpose. Users should make their own judgements about those matters and/or seek independent advice. You assume all risks associated with use of data provided on this page

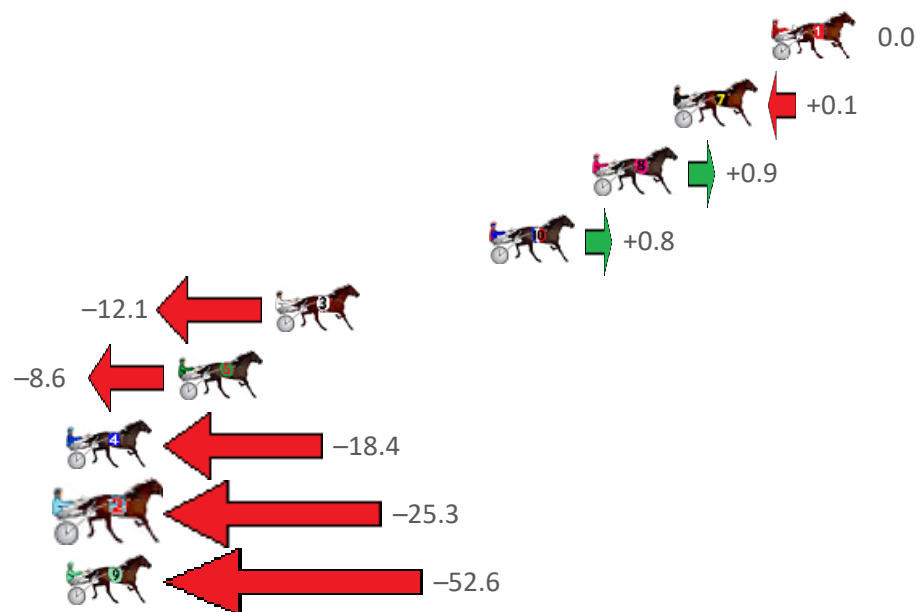
Narrogin Race 2 Distance 2242m

Saturday, 29 July 2023

Gross Time: 2:51.90 MileRate: 2:03.40 LeadTime: 49.20s First Qtr: 32.30s Second Qtr: 30.30s Third Qtr: 29.50s Fourth Qtr: 30.60s

NoHorse	Plc	Mar	800 Posi	400 Posi	Time	3rd Qtr	4th Qtr
1 BELONERO	1	0.0m	0.0m (0)	0.0m (0)	2:51.90	29.50s	30.60s
7 WHERESTHETOWRO	2	3.9m	4.0m (0)	4.2m (0)	2:52.21	29.52s	30.58s
8 WISE SAGE	3	7.1m	8.0m (0)	8.2m (0)	2:52.47	29.52s	30.52s
10 DUNAMIS	4	11.2m	12.0m (0)	13.0m (0)	2:52.80	29.58s	30.46s
3 MIRACLE MARY	5	19.7m	7.6m (1)	11.4m (1)	2:53.48	29.77s	31.23s
6 HEZA BEAUTY	6	23.6m	15.0m (1)	15.6m (1)	2:53.79	29.53s	31.21s
4 ADORE ME SOME M	7	28.0m	9.6m (2)	7.2m (2)	2:54.14	29.29s	32.18s
2 ASHIMA	8	28.7m	3.4m (1)	6.8m (1)	2:54.20	29.72s	32.27s
9 ASHANTI PRINCESS	9	58.0m	5.4m (2)	15.4m (2)	2:56.54	30.19s	33.84s

Finish Position and metres gained from 800m



PJ Harness Analyser
Sectional Analysis Software – Not just a formguide!

www.facebook.com/PJHarnessRacing



RISE Digital, Harness Racing Australia nor the provider accepts any responsibility for the completeness or accuracy of any of the information contained herein, and makes no representations about its suitability for any particular purpose. Users should make their own judgements about those matters and/or seek independent advice. You assume all risks associated with use of data provided on this page

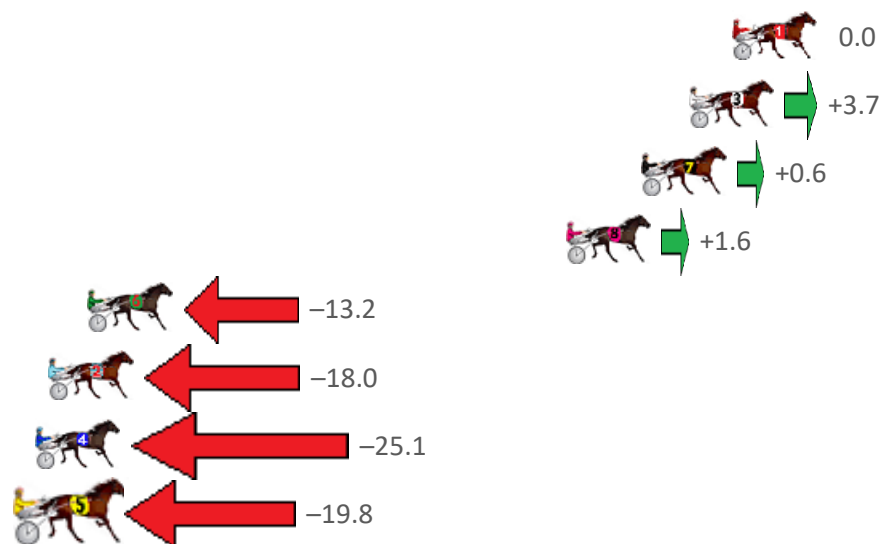
Narrogin Race 3 Distance 2242m

Saturday, 29 July 2023

Gross Time: 2:50.00 MileRate: 2:02.00 LeadTime: 48.30s First Qtr: 32.10s Second Qtr: 30.50s Third Qtr: 29.20s Fourth Qtr: 29.90s

NoHorse	Plc	Mar	800 Posi	400 Posi	Time	3rd Qtr	4th Qtr
1 LOMBO MITCHINSO	1	0.0m	0.0m (0)	0.0m (0)	2:50.00	29.20s	29.90s
3 OUR LADY JEN	2	1.7m	5.4m (2)	1.2m (1)	2:50.13	28.89s	29.94s
7 OBSERVATION	3	3.6m	4.2m (0)	4.8m (0)	2:50.28	29.25s	29.81s
8 GRAPELLIES BOY	4	6.6m	8.2m (0)	8.8m (0)	2:50.52	29.25s	29.74s
6 EGYPTIAN QUEEN	5	25.6m	12.4m (0)	17.4m (0)	2:52.01	29.56s	30.51s
2 SISTER ACT	6	27.2m	9.2m (2)	12.6m (2)	2:52.13	29.44s	30.99s
4 ISLAND TEE REX	7	27.7m	2.6m (1)	7.8m (1)	2:52.17	29.56s	31.38s
5 GALACTIC LIONESS	8	30.0m	10.2m (1)	12.2m (1)	2:52.35	29.33s	31.22s

Finish Position and metres gained from 800m



PJ Harness Analyser
Sectional Analysis Software – Not just a formguide!

www.facebook.com/PJHarnessRacing



RISE Digital, Harness Racing Australia nor the provider accepts any responsibility for the completeness or accuracy of any of the information contained herein, and makes no representations about its suitability for any particular purpose. Users should make their own judgements about those matters and/or seek independent advice. You assume all risks associated with use of data provided on this page

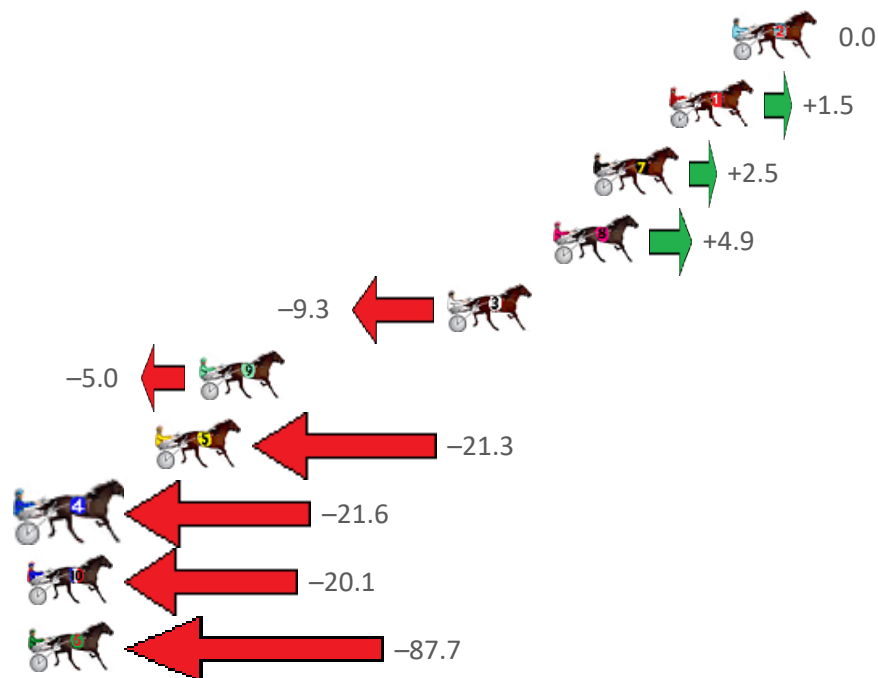
Narrogin Race 4 Distance 2242m

Saturday, 29 July 2023

Gross Time: 2:51.10 MileRate: 2:02.80 LeadTime: 49.20s First Qtr: 32.90s Second Qtr: 30.90s Third Qtr: 28.70s Fourth Qtr: 29.40s

NoHorse	Plc	Mar	800 Posi	400 Posi	Time	3rd Qtr	4th Qtr
2 BITOFDUTCHCOURA	1	0.0m	0.0m (0)	0.0m (0)	2:51.10	28.70s	29.40s
1 SANFORD HARRY	2	2.5m	4.0m (0)	4.2m (0)	2:51.29	28.72s	29.28s
7 BATTLESCARD	3	5.5m	8.0m (0)	8.0m (0)	2:51.52	28.70s	29.22s
8 ART REVIVAL	4	7.1m	12.0m (0)	12.0m (0)	2:51.65	28.70s	29.04s
3 FOLLOW ROCKNROL	5	11.3m	2.0m (2)	0.8m (1)	2:51.97	28.60s	30.17s
9 BILLY TO THE MAX	6	21.2m	16.2m (0)	17.8m (0)	2:52.73	28.81s	29.65s
5 POCKETFUL OF OPAL	7	22.9m	1.6m (1)	6.2m (1)	2:52.87	29.02s	30.62s
4 GOTA GOOD WARH	8	29.0m	7.4m (1)	9.2m (2)	2:53.34	28.81s	30.85s
10 LILLY LAGUNA	9	30.5m	10.4m (2)	14.0m (1)	2:53.45	28.95s	30.61s
6 HALF KIDDING	10	93.7m	6.0m (2)	60.0m (0)	2:58.32	32.57s	31.86s

Finish Position and metres gained from 800m



PJ Harness Analyser
Sectional Analysis Software – Not just a formguide!

www.facebook.com/PJHarnessRacing



RISE Digital, Harness Racing Australia nor the provider accepts any responsibility for the completeness or accuracy of any of the information contained herein, and makes no representations about its suitability for any particular purpose. Users should make their own judgements about those matters and/or seek independent advice. You assume all risks associated with use of data provided on this page

Narrogin Race 5 Distance 2242m

Saturday, 29 July 2023


Gross Time: 2:47.60 MileRate: 2:00.30 LeadTime: 48.90s First Qtr: 31.40s Second Qtr: 29.30s Third Qtr: 29.00s Fourth Qtr: 29.00s

NoHorse	Plc	Mar	800 Posi	400 Posi	Time	3rd Qtr	4th Qtr
2 SOHO FIRESTONE	1	0.0m	0.0m (0)	0.0m (0)	2:47.60	29.00s	29.00s

Finish Position and metres gained from 800m



1 BETTOR MOVE ALON	2	15.4m	4.6m (0)	4.0m (0)	2:48.77	28.96s	29.82s
7 BELLS FOOL	3	23.1m	9.0m (0)	8.8m (0)	2:49.36	28.99s	30.03s
8 DESIDERIO	4	28.0m	13.0m (0)	13.6m (0)	2:49.73	29.04s	30.04s
6 ANOTHERBIGMAN	5	31.3m	2.6m (1)	4.0m (1)	2:49.98	29.10s	30.97s
10 BLAZE COOPS	6	32.4m	16.2m (1)	5.6m (2)	2:50.07	28.24s	30.93s
5 HIGHLY FLAMMABLE	7	33.1m	20.6m (1)	14.6m (1)	2:50.12	28.57s	30.33s
4 STEP IT UP	8	33.6m	17.4m (0)	18.2m (0)	2:50.16	29.06s	30.11s
3 TOTAL ECLIPSE	9	36.3m	7.4m (1)	10.0m (1)	2:50.36	29.19s	30.90s
9 TRIPLE BRIE	10	41.7m	12.0m (1)	15.2m (2)	2:50.77	29.23s	30.91s



PJ Harness Analyser

Sectional Analysis Software – Not just a formguide!

www.facebook.com/PJHarnessRacing



RISE Digital, Harness Racing Australia nor the provider accepts any responsibility for the completeness or accuracy of any of the information contained herein, and makes no representations about its suitability for any particular purpose. Users should make their own judgements about those matters and/or seek independent advice. You assume all risks associated with use of data provided on this page

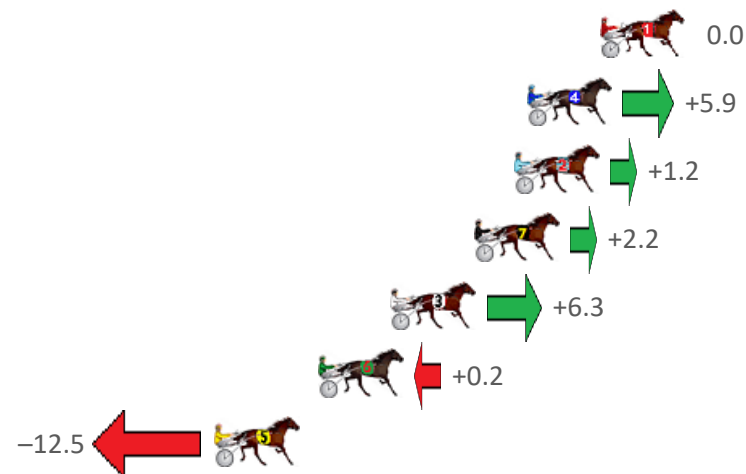
Narrogin Race 6 Distance 2242m

Saturday, 29 July 2023

Gross Time: 2:52.30 MileRate: 2:03.70 LeadTime: 48.20s First Qtr: 33.30s Second Qtr: 29.90s Third Qtr: 29.90s Fourth Qtr: 31.00s

NoHorse	Plc	Mar	800 Posi	400 Posi	Time	3rd Qtr	4th Qtr
1 NAVAJO TRAILBLAZE	1	0.0m	0.0m (0)	0.0m (0)	2:52.30	29.90s	31.00s
4 SANFORD BART	2	2.9m	8.8m (0)	8.2m (0)	2:52.54	29.86s	30.59s
2 ELEPHANT ROCK	3	3.4m	4.6m (0)	4.0m (0)	2:52.58	29.86s	30.95s
7 MOON DAISY	4	5.0m	7.2m (1)	8.2m (1)	2:52.71	29.98s	30.75s
3 THE DUBLIN XPRESS	5	8.3m	14.6m (0)	12.6m (0)	2:52.97	29.75s	30.67s
6 JACK MANNIX	6	11.2m	11.4m (1)	12.2m (1)	2:53.21	29.96s	30.92s
5 IM ROCKIN ROD	7	15.3m	2.8m (1)	3.8m (1)	2:53.54	29.96s	31.89s

Finish Position and metres gained from 800m



PJ Harness Analyser

Sectional Analysis Software – Not just a formguide!

www.facebook.com/PJHarnessRacing



RISE Digital, Harness Racing Australia nor the provider accepts any responsibility for the completeness or accuracy of any of the information contained herein, and makes no representations about its suitability for any particular purpose. Users should make their own judgements about those matters and/or seek independent advice. You assume all risks associated with use of data provided on this page

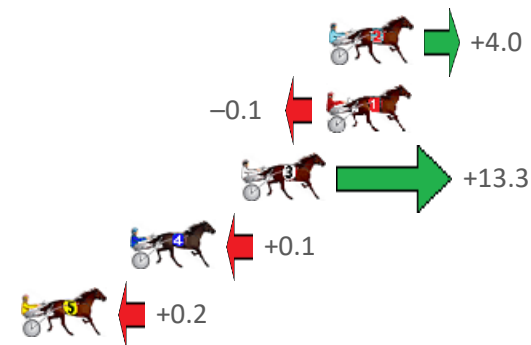
Narrogin Race 7 Distance 2242m

Saturday, 29 July 2023

Gross Time: 3:00.10 MileRate: 2:09.30 LeadTime: 53.10s First Qtr: 35.50s Second Qtr: 32.90s Third Qtr: 29.80s Fourth Qtr: 28.80s

NoHorse	Plc	Mar	800 Posi	400 Posi	Time	3rd Qtr	4th Qtr
2 THE SWINDLER	1	0.0m	4.0m (0)	5.6m (1)	3:00.10	29.91s	28.40s
1 TIGER STEVIE	2	0.1m	0.0m (0)	2.2m (0)	3:00.11	29.96s	28.65s
3 TERASITA	3	3.5m	16.8m (0)	0.0m (1)	3:00.36	28.58s	29.05s
4 MAYBELLINE ROCKS	4	7.9m	8.0m (0)	8.8m (0)	3:00.70	29.86s	28.74s
5 LOCH TAY	5	12.2m	12.4m (0)	19.0m (0)	3:01.02	30.27s	28.31s

Finish Position and metres gained from 800m



PJ Harness Analyser

Sectional Analysis Software – Not just a formguide!

www.facebook.com/PJHarnessRacing



RISE Digital, Harness Racing Australia nor the provider accepts any responsibility for the completeness or accuracy of any of the information contained herein, and makes no representations about its suitability for any particular purpose. Users should make their own judgements about those matters and/or seek independent advice. You assume all risks associated with use of data provided on this page