

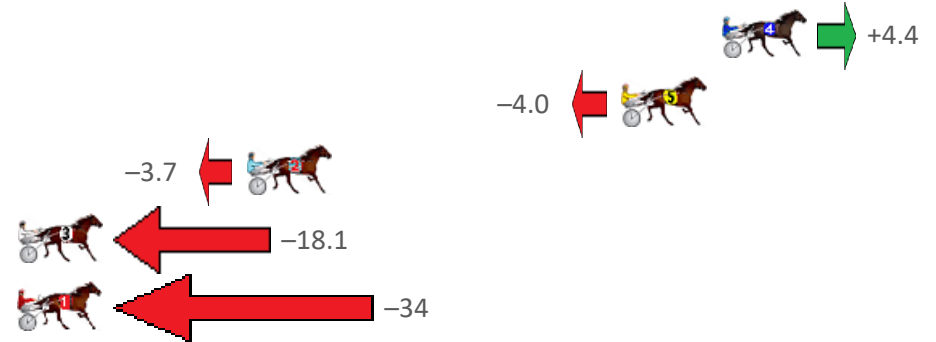
# Northam Race 1 Distance 2190m

Friday, 7 July 2023

Gross Time: 2:48.30 MileRate: 2:03.70 LeadTime: 44.90s First Qtr: 31.90s Second Qtr: 32.20s Third Qtr: 30.70s Fourth Qtr: 28.60s

NoHorse	Plc	Mar	800 Posi	400 Posi	Time	3rd Qtr	4th Qtr
4 ROX THE WORLD	1	0.0m	4.4m (0)	4.4m (0)	2:48.30	30.69s	28.29s
5 TIGER STEVIE	2	4.0m	0.0m (0)	0.0m (0)	2:48.60	30.71s	28.88s
2 MAYBELLINE ROCKS	3	18.9m	15.2m (0)	13.4m (1)	2:49.72	30.58s	28.99s
3 ROCKSTAR QUALITY	4	38.3m	20.2m (0)	19.0m (0)	2:51.18	30.66s	29.97s
1 ROLLING IN CLASS	5	43.2m	9.2m (0)	10.8m (0)	2:51.54	30.90s	30.90s

Finish Position and metres gained from 800m





## PJ Harness Analyser

*Sectional Analysis Software - Not just a formguide!*

[www.facebook.com/PJHarnessRacing](http://www.facebook.com/PJHarnessRacing)



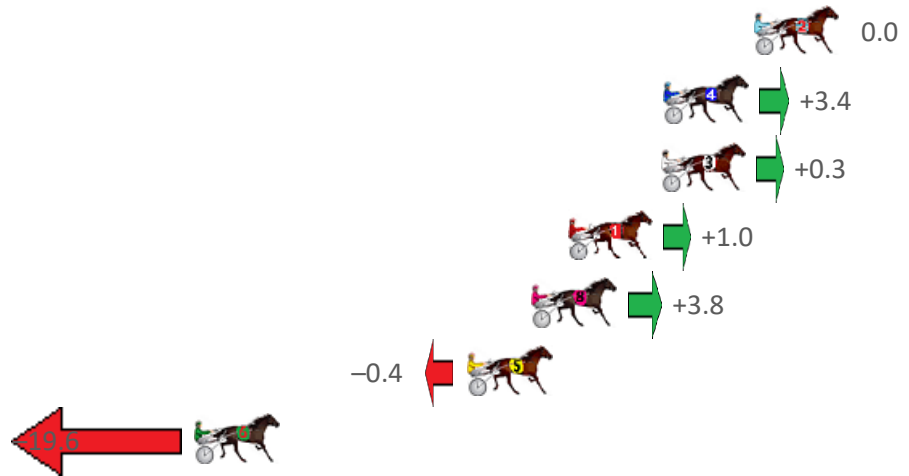
# Northam Race 2 Distance 1780m

Friday, 7 July 2023

Gross Time: 2:14.30 MileRate: 2:01.40 LeadTime: 14.00s First Qtr: 31.10s Second Qtr: 31.30s Third Qtr: 29.60s Fourth Qtr: 28.30s

NoHorse	Plc	Mar	800 Posi	400 Posi	Time	3rd Qtr	4th Qtr
2 MAJOR OVERS	1	0.0m	0.0m (0)	0.0m (0)	2:14.30	29.60s	28.30s
4 ROAD STAR	2	3.6m	7.0m (1)	2.8m (1)	2:14.57	29.30s	28.36s
3 ELLUCIFER	3	3.7m	4.0m (0)	4.0m (0)	2:14.58	29.60s	28.28s
1 MISTER LINTON	4	7.4m	8.4m (0)	8.6m (0)	2:14.85	29.61s	28.22s
8 LENI ROSE	5	8.8m	12.6m (0)	11.0m (1)	2:14.95	29.48s	28.15s
5 MAJOR DALTON	6	11.4m	11.0m (1)	7.4m (2)	2:15.15	29.35s	28.58s
6 SPINNER OF YARNS	7	22.2m	2.6m (1)	17.6m (1)	2:15.95	30.69s	28.62s

## Finish Position and metres gained from 800m





# PJ Harness Analyser

Sectional Analysis Software - Not just a formguide!

www.facebook.com/PJHarnessRacing



RISE Digital, Harness Racing Australia nor the provider accepts any responsibility for the completeness or accuracy of any of the information contained herein, and makes no representations about its suitability for any particular purpose. Users should make their own judgements about those matters and/or seek independent advice. You assume all risks associated with use of data provided on this page

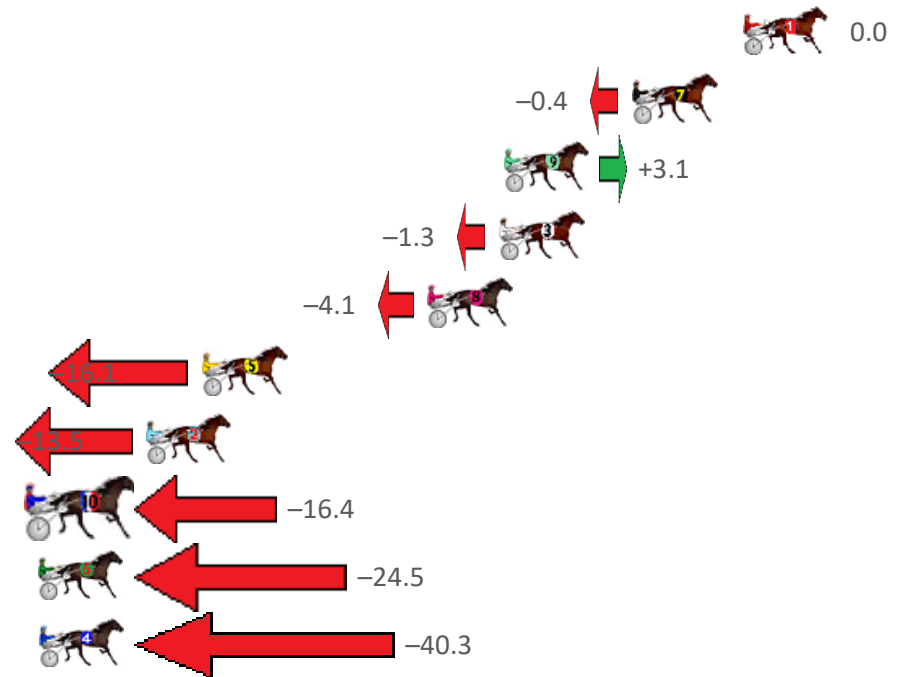
# Northam Race 3 Distance 1780m

Friday, 7 July 2023

Gross Time: 2:15.40 MileRate: 2:02.40 LeadTime: 13.50s First Qtr: 30.50s Second Qtr: 32.60s Third Qtr: 29.60s Fourth Qtr: 29.20s

NoHorse	Plc	Mar	800 Posi	400 Posi	Time	3rd Qtr	4th Qtr
1 BOSTON ROB	1	0.0m	0.0m (0)	0.0m (0)	2:15.40	29.60s	29.20s
7 ADDA PARIS	2	4.4m	4.0m (0)	4.6m (0)	2:15.74	29.64s	29.19s
9 BOSTON BLUE CHIP	3	9.5m	12.6m (0)	15.0m (0)	2:16.13	29.77s	28.80s
3 LUKES MISTAKE	4	9.7m	8.4m (2)	0.4m (1)	2:16.14	29.02s	29.88s
8 NAVAJO TRAILBLAZE	5	12.5m	8.4m (0)	9.4m (0)	2:16.36	29.67s	29.43s
5 FOXY ROSE	6	21.5m	5.4m (1)	12.8m (2)	2:17.05	30.15s	29.83s
2 WHISKY NEAT	7	23.7m	10.2m (1)	15.0m (3)	2:17.22	29.96s	29.83s
10 THIRTYTHREE TRICKS	8	29.8m	13.4m (2)	7.6m (1)	2:17.68	29.19s	30.81s
6 BILLY MACK	9	41.3m	16.8m (0)	21.4m (1)	2:18.56	29.95s	30.64s
4 CHASING COOPER	10	41.7m	1.4m (1)	12.2m (1)	2:18.59	30.40s	31.34s

Finish Position and metres gained from 800m



## PJ Harness Analyser

Sectional Analysis Software - Not just a formguide!

[www.facebook.com/PJHarnessRacing](http://www.facebook.com/PJHarnessRacing)

RISE Digital, Harness Racing Australia nor the provider accepts any responsibility for the completeness or accuracy of any of the information contained herein, and makes no representations about its suitability for any particular purpose. Users should make their own judgements about those matters and/or seek independent advice. You assume all risks associated with use of data provided on this page

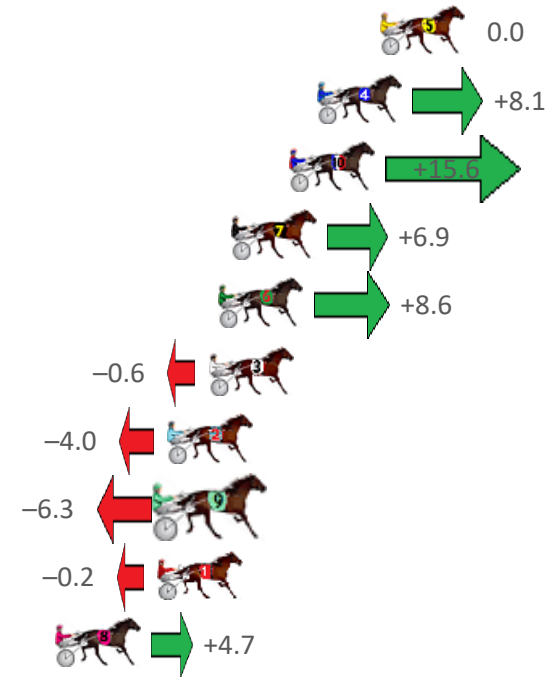
# Northam Race 4 Distance 2190m

Friday, 7 July 2023

Gross Time: 2:46.60 MileRate: 2:02.40 LeadTime: 45.90s First Qtr: 31.20s Second Qtr: 30.40s Third Qtr: 29.30s Fourth Qtr: 29.80s

NoHorse	Plc	Mar	800 Posi	400 Posi	Time	3rd Qtr	4th Qtr
5 HES ROYAL BLUE	1	0.0m	0.0m (0)	0.0m (0)	2:46.60	29.30s	29.80s
4 KRAKKA LIGHTNING	2	2.5m	10.6m (1)	12.2m (1)	2:46.80	29.42s	29.08s
10 ISAIDBOO	3	3.6m	19.2m (1)	20.2m (1)	2:46.88	29.38s	28.57s
7 THE RIGHTEOUS	4	5.9m	12.8m (0)	13.2m (0)	2:47.06	29.33s	29.26s
6 BAZZA MAC	5	6.4m	15.0m (1)	16.2m (1)	2:47.10	29.39s	29.07s
3 RUSINOL	6	6.8m	6.2m (1)	7.8m (1)	2:47.13	29.42s	29.73s
2 OUR SURROGATE	7	8.4m	4.4m (0)	4.4m (0)	2:47.26	29.30s	30.10s
9 HUNTAWAY MACH	8	8.5m	2.2m (1)	3.6m (1)	2:47.26	29.40s	30.16s
1 SPORTS CENTRAL	9	8.8m	8.6m (0)	8.8m (0)	2:47.29	29.31s	29.80s
8 OUR GLOWING STAR	10	12.9m	17.6m (0)	19.0m (0)	2:47.61	29.41s	29.35s

## Finish Position and metres gained from 800m





## PJ Harness Analyser

*Sectional Analysis Software - Not just a formguide!*

[www.facebook.com/PJHarnessRacing](http://www.facebook.com/PJHarnessRacing)



RISE Digital, Harness Racing Australia nor the provider accepts any responsibility for the completeness or accuracy of any of the information contained herein, and makes no representations about its suitability for any particular purpose. Users should make their own judgements about those matters and/or seek independent advice. You assume all risks associated with use of data provided on this page

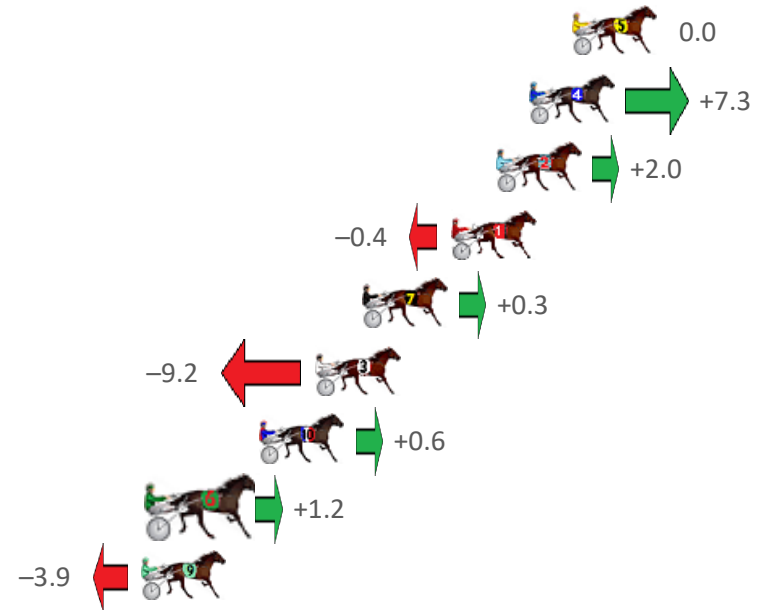
# Northam Race 5 Distance 2190m

Friday, 7 July 2023

Gross Time: 2:46.30 MileRate: 2:02.20 LeadTime: 46.10s First Qtr: 31.50s Second Qtr: 31.60s Third Qtr: 28.90s Fourth Qtr: 28.20s

NoHorse	Plc	Mar	800 Posi	400 Posi	Time	3rd Qtr	4th Qtr
5 DAME VALOUR	1	0.0m	0.0m (0)	0.0m (0)	2:46.30	28.90s	28.20s
4 JOHNNY LOMBO	2	1.7m	9.0m (1)	9.4m (2)	2:46.43	28.92s	27.66s
2 DAZZLING JEWEL	3	3.0m	5.0m (1)	9.0m (1)	2:46.52	29.18s	27.78s
1 GOTA GOOD WARH	4	4.8m	4.4m (0)	4.8m (0)	2:46.66	28.93s	28.20s
7 MISTER RIGGERS	5	8.3m	8.6m (0)	11.6m (0)	2:46.92	29.11s	27.97s
3 CLASSNSMART	6	10.2m	1.0m (1)	4.4m (1)	2:47.06	29.15s	28.61s
10 HILO LOUISA	7	12.4m	13.0m (1)	15.4m (2)	2:47.22	29.07s	27.99s
6 BILLY TO THE MAX	8	16.4m	17.6m (1)	19.6m (1)	2:47.52	29.04s	27.98s
9 SUNNIE BEACH	9	17.1m	13.2m (0)	16.4m (0)	2:47.57	29.13s	28.25s

Finish Position and metres gained from 800m





## PJ Harness Analyser

*Sectional Analysis Software - Not just a formguide!*

[www.facebook.com/PJHarnessRacing](http://www.facebook.com/PJHarnessRacing)



RISE Digital, Harness Racing Australia nor the provider accepts any responsibility for the completeness or accuracy of any of the information contained herein, and makes no representations about its suitability for any particular purpose. Users should make their own judgements about those matters and/or seek independent advice. You assume all risks associated with use of data provided on this page

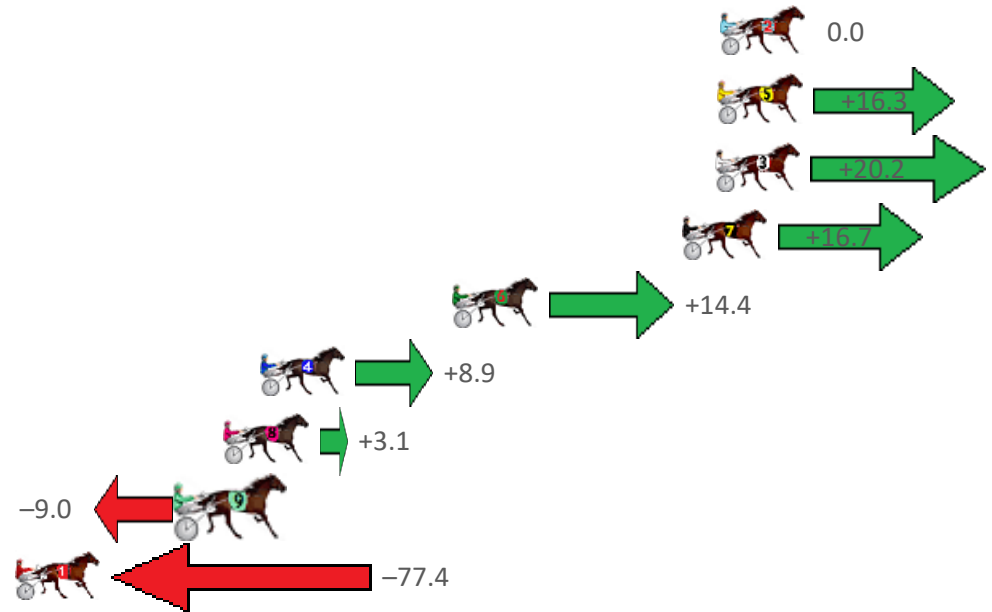
# Northam Race 6 Distance 2620m

Friday, 7 July 2023

Gross Time: 3:15.30 MileRate: 2:00.00 LeadTime: 76.50s First Qtr: 29.20s Second Qtr: 28.60s Third Qtr: 29.70s Fourth Qtr: 31.30s

NoHorse	Plc	Mar	800 Posi	400 Posi	Time	3rd Qtr	4th Qtr
2 GEE SMITH	1	0.0m	0.0m (0)	0.0m (0)	3:15.30	29.70s	31.30s
5 MISSTIANO	2	0.1m	16.4m (1)	19.0m (1)	3:15.31	29.93s	29.83s
3 JUSTLIKE TURBO	3	0.2m	20.4m (1)	23.4m (1)	3:15.32	29.97s	29.49s
7 BREWERY LANE	4	1.5m	18.2m (0)	26.8m (0)	3:15.42	30.40s	29.33s
6 ALFA PRINCE	5	10.6m	25.0m (1)	27.6m (1)	3:16.17	29.93s	29.98s
4 MISTA EDITORIAL	6	18.3m	27.2m (0)	33.0m (2)	3:16.80	30.17s	30.16s
8 BATAVIA STREAMLIN	7	19.7m	22.8m (0)	34.0m (1)	3:16.91	30.58s	30.19s
9 LET IT LINGA	8	21.2m	12.2m (1)	21.6m (0)	3:17.03	30.41s	31.27s
1 BETTOR FINISH	9	91.4m	14.0m (0)	37.4m (0)	3:22.78	31.37s	35.50s

Finish Position and metres gained from 800m





## PJ Harness Analyser

*Sectional Analysis Software - Not just a formguide!*

[www.facebook.com/PJHarnessRacing](http://www.facebook.com/PJHarnessRacing)



RISE Digital, Harness Racing Australia nor the provider accepts any responsibility for the completeness or accuracy of any of the information contained herein, and makes no representations about its suitability for any particular purpose. Users should make their own judgements about those matters and/or seek independent advice. You assume all risks associated with use of data provided on this page

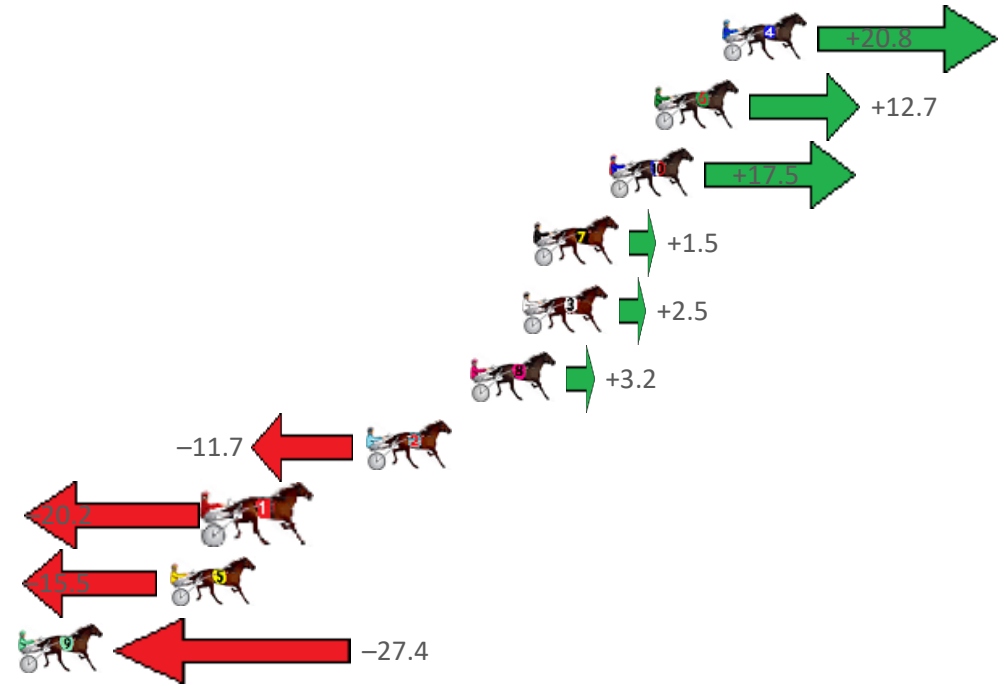
# Northam Race 7 Distance 1780m

Friday, 7 July 2023

Gross Time: 2:14.60 MileRate: 2:01.70 LeadTime: 13.90s First Qtr: 29.50s Second Qtr: 30.00s Third Qtr: 29.70s Fourth Qtr: 31.50s

NoHorse	Plc	Mar	800 Posi	400 Posi	Time	3rd Qtr	4th Qtr
4 ZUEDE	1	0.0m	20.8m (1)	12.0m (4)	2:14.60	29.06s	30.56s
6 FIRST AIRBORNE	2	2.7m	15.4m (1)	10.2m (3)	2:14.82	29.32s	30.91s
10 CHICA VALIENTE	3	4.5m	22.0m (0)	17.4m (2)	2:14.97	29.38s	30.49s
7 VELVET SHADOW	4	7.5m	9.0m (0)	5.8m (1)	2:15.22	29.45s	31.63s
3 THE RUNNING CAME	5	7.9m	10.4m (1)	5.4m (3)	2:15.25	29.31s	31.70s
8 OBSERVATION	6	10.0m	13.2m (0)	9.2m (0)	2:15.42	29.39s	31.56s
2 SAVE THIS DANCE	7	14.1m	2.4m (1)	1.0m (1)	2:15.76	29.56s	32.53s
1 FOLLOW THE MILKY	8	20.2m	0.0m (0)	0.0m (0)	2:16.26	29.65s	33.08s
5 ALTA RAPIDO	9	21.9m	6.4m (1)	9.0m (2)	2:16.40	29.87s	32.51s
9 MATA OLE LE AFA	10	31.8m	4.4m (0)	4.4m (0)	2:17.22	29.64s	33.65s

Finish Position and metres gained from 800m



## PJ Harness Analyser

Sectional Analysis Software - Not just a formguide!

[www.facebook.com/PJHarnessRacing](https://www.facebook.com/PJHarnessRacing)

RISE Digital, Harness Racing Australia nor the provider accepts any responsibility for the completeness or accuracy of any of the information contained herein, and makes no representations about its suitability for any particular purpose. Users should make their own judgements about those matters and/or seek independent advice. You assume all risks associated with use of data provided on this page


# Northam Race 8 Distance 2190m

Friday, 7 July 2023

Gross Time: 2:50.40 MileRate: 2:05.20 LeadTime: 47.40s First Qtr: 32.80s Second Qtr: 31.20s Third Qtr: 29.50s Fourth Qtr: 29.50s

NoHorse	Plc	Mar	800 Posi	400 Posi	Time	3rd Qtr	4th Qtr
7 IMMACHULATE	1	0.0m	8.4m (0)	5.4m (0)	2:50.40	29.28s	<b>29.10s</b>
1 CARMELA DOMENIC	2	6.4m	<b>0.0m (0)</b>	<b>0.0m (0)</b>	2:50.89	29.50s	29.97s
5 WHOZ THIS	3	12.9m	17.0m (0)	15.8m (0)	2:51.40	29.41s	29.29s
8 SEVEN MILLION MO	4	15.4m	12.6m (0)	11.0m (0)	2:51.59	29.38s	29.82s
6 MELORSUE DEE	5	35.4m	24.4m (1)	13.2m (2)	2:53.14	<b>28.68s</b>	31.13s
2 SHOOT FOR STARDO	6	47.5m	14.8m (1)	8.4m (1)	2:54.07	29.03s	32.37s
4 FIRST REUNION	7	51.2m	21.0m (0)	20.6m (0)	2:54.36	29.47s	31.74s
3 BARDAN KID	8	53.5m	19.8m (1)	12.8m (1)	2:54.54	28.99s	32.48s

Finish Position and metres gained from 800m



## PJ Harness Analyser

Sectional Analysis Software - Not just a formguide!

[www.facebook.com/PJHarnessRacing](http://www.facebook.com/PJHarnessRacing)



RISE Digital, Harness Racing Australia nor the provider accepts any responsibility for the completeness or accuracy of any of the information contained herein, and makes no representations about its suitability for any particular purpose. Users should make their own judgements about those matters and/or seek independent advice. You assume all risks associated with use of data provided on this page