

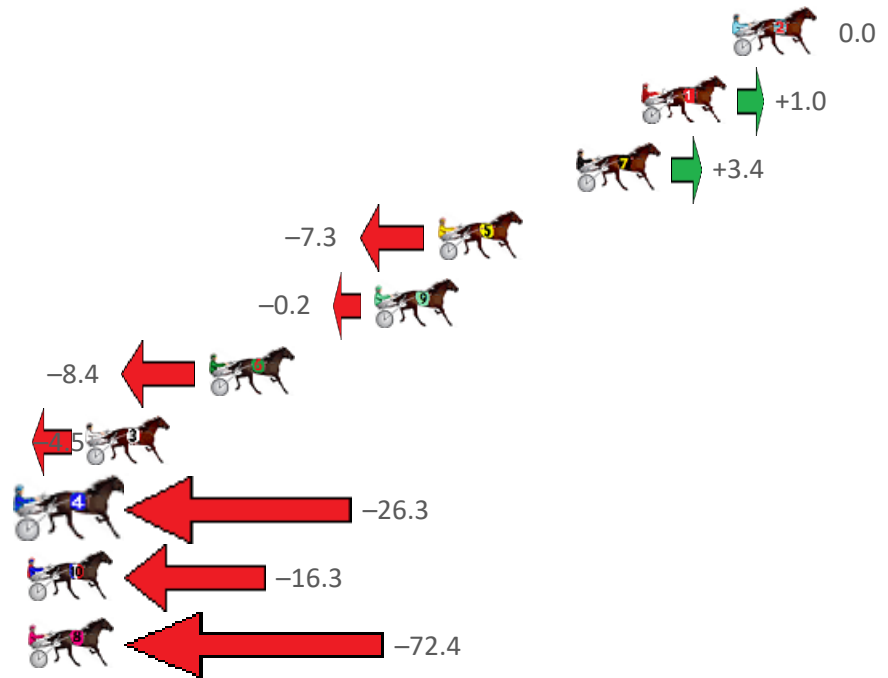
Northam Race 1 Distance 2190m

Friday, 14 July 2023

Gross Time: 2:44.80 MileRate: 2:01.10 LeadTime: 43.50s First Qtr: 31.40s Second Qtr: 30.40s Third Qtr: 29.50s Fourth Qtr: 30.00s

NoHorse	Plc	Mar	800 Posi	400 Posi	Time	3rd Qtr	4th Qtr
2 BOSTON BLUE CHIP	1	0.0m	0.0m (0)	0.0m (0)	2:44.80	29.50s	30.00s
1 LUCKSAFORTUNE	2	3.6m	4.6m (0)	4.4m (0)	2:45.08	29.49s	29.94s
7 MUMMAS LITTLE ST	3	6.2m	9.6m (0)	9.2m (0)	2:45.29	29.47s	29.78s
5 BROOKLAND BOY	4	11.7m	4.4m (1)	3.6m (1)	2:45.72	29.44s	30.60s
9 THATS SO FETCH	5	14.2m	14.0m (0)	14.6m (0)	2:45.92	29.54s	29.97s
6 FIRST AIRBORNE	6	20.8m	12.4m (1)	7.8m (1)	2:46.43	29.15s	30.97s
3 ALTA RAPIDO	7	25.7m	21.2m (1)	15.4m (1)	2:46.82	29.06s	30.77s
4 THE RUNNING CAME	8	34.7m	8.4m (1)	6.2m (2)	2:47.53	29.32s	32.13s
10 ABBEE BEE	9	36.7m	20.4m (0)	21.0m (1)	2:47.68	29.53s	31.17s
8 MATA OLE LE AFA	10	107.4m	35.0m (0)	60.0m (0)	2:53.24	31.32s	33.54s

Finish Position and metres gained from 800m





PJ Harness Analyser

Sectional Analysis Software - Not just a formguide!

www.facebook.com/PJHarnessRacing



RISE Digital, Harness Racing Australia nor the provider accepts any responsibility for the completeness or accuracy of any of the information contained herein, and makes no representations about its suitability for any particular purpose. Users should make their own judgements about those matters and/or seek independent advice. You assume all risks associated with use of data provided on this page

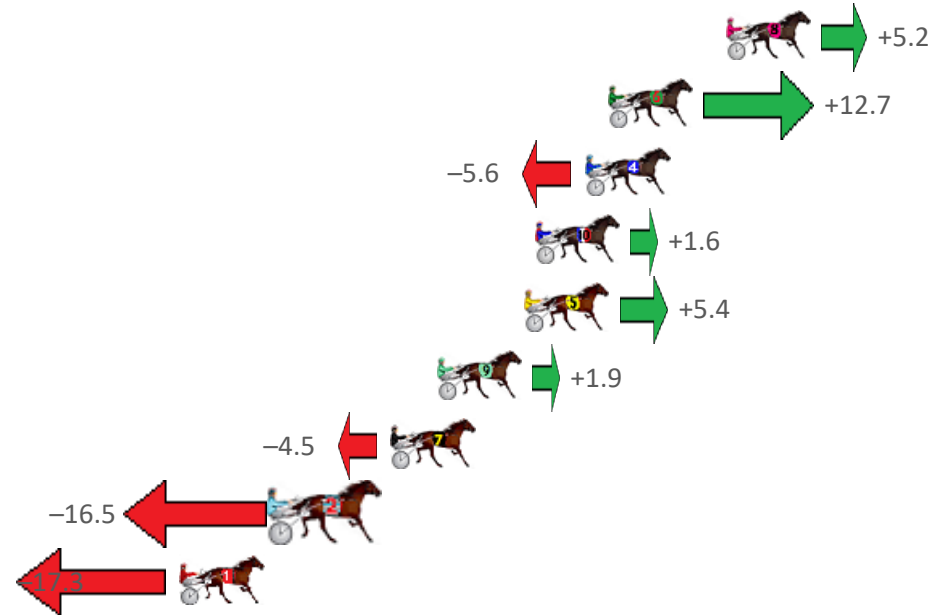
Northam Race 2 Distance 2190m

Friday, 14 July 2023

Gross Time: 2:43.80 MileRate: 2:00.40 LeadTime: 42.80s First Qtr: 30.60s Second Qtr: 30.50s Third Qtr: 29.90s Fourth Qtr: 30.00s

NoHorse	Plc	Mar	800 Posi	400 Posi	Time	3rd Qtr	4th Qtr
8 PATH OF GOLD	1	0.0m	5.2m (1)	4.2m (2)	2:43.80	29.83s	29.69s
6 TIGER TOAST	2	4.7m	17.4m (0)	14.6m (2)	2:44.17	29.69s	29.26s
4 PINK PARADE	3	5.6m	0.0m (0)	0.0m (0)	2:44.24	29.90s	30.42s
10 OUR GLOWING STAR	4	7.6m	9.2m (1)	7.4m (3)	2:44.40	29.77s	30.01s
5 CRACKA TINNY	5	8.0m	13.4m (1)	9.4m (1)	2:44.43	29.60s	29.90s
9 VELVET SHADOW	6	11.5m	13.4m (0)	17.4m (0)	2:44.70	30.20s	29.56s
7 TENACIOUS GEORGE	7	13.3m	8.8m (0)	13.8m (1)	2:44.85	30.27s	29.96s
2 AMERICAN ROCK	8	17.7m	1.2m (1)	1.8m (1)	2:45.19	29.94s	31.19s
1 ADDA PARIS	9	21.7m	4.4m (0)	9.2m (0)	2:45.51	30.26s	30.93s

Finish Position and metres gained from 800m





PJ Harness Analyser

Sectional Analysis Software - Not just a formguide!

www.facebook.com/PJHarnessRacing



RISE Digital, Harness Racing Australia nor the provider accepts any responsibility for the completeness or accuracy of any of the information contained herein, and makes no representations about its suitability for any particular purpose. Users should make their own judgements about those matters and/or seek independent advice. You assume all risks associated with use of data provided on this page


Northam Race 3 Distance 1780m

Friday, 14 July 2023

Gross Time: 2:13.60 MileRate: 2:00.80 LeadTime: 13.60s First Qtr: 31.00s Second Qtr: 31.70s Third Qtr: 29.20s Fourth Qtr: 28.10s

NoHorse	Plc	Mar	800 Posi	400 Posi	Time	3rd Qtr	4th Qtr
3 THE RIGHTEOUS	1	0.0m	0.0m (0)	0.0m (0)	2:13.60	29.20s	28.10s
1 ISAIDBOO	2	4.9m	4.0m (0)	4.2m (0)	2:13.96	29.22s	28.15s
5 BAZZA MAC	3	10.5m	2.2m (1)	2.2m (1)	2:14.38	29.21s	28.68s
7 HOPE	4	13.4m	8.6m (0)	9.2m (0)	2:14.59	29.25s	28.39s
8 BOSTON ROB	5	16.9m	13.0m (0)	13.6m (0)	2:14.85	29.25s	28.33s
4 ZUEDE	6	17.4m	6.2m (1)	5.0m (2)	2:14.89	29.13s	28.97s
10 HILO LOUISA	7	21.9m	19.2m (1)	6.2m (3)	2:15.22	28.30s	29.20s
2 SPORTS CENTRAL	8	24.4m	10.2m (1)	10.4m (1)	2:15.40	29.23s	29.08s
9 SECOND AMENDME	9	25.9m	14.8m (1)	13.8m (2)	2:15.51	29.15s	28.95s
6 MANDOZA	10	30.0m	23.6m (1)	13.0m (3)	2:15.82	28.47s	29.29s

Finish Position and metres gained from 800m





PJ Harness Analyser

Sectional Analysis Software - Not just a formguide!

www.facebook.com/PJHarnessRacing



RISE Digital, Harness Racing Australia nor the provider accepts any responsibility for the completeness or accuracy of any of the information contained herein, and makes no representations about its suitability for any particular purpose. Users should make their own judgements about those matters and/or seek independent advice. You assume all risks associated with use of data provided on this page

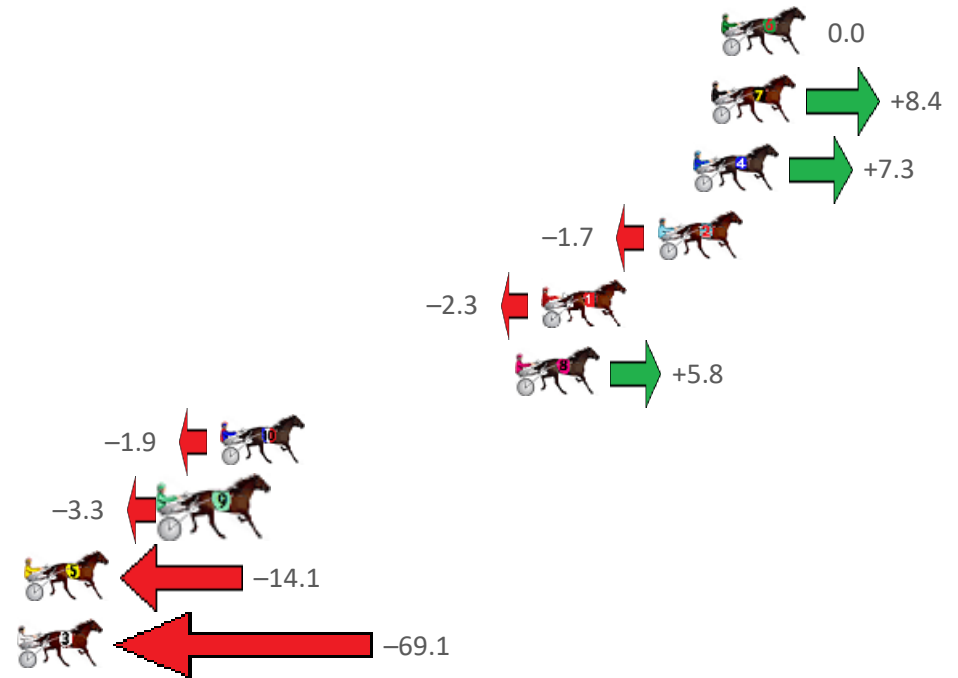
Northam Race 4 Distance 2190m

Friday, 14 July 2023

Gross Time: 2:45.60 MileRate: 2:01.70 LeadTime: 44.70s First Qtr: 31.50s Second Qtr: 30.50s Third Qtr: 29.00s Fourth Qtr: 29.90s

NoHorse	Plc	Mar	800 Posi	400 Posi	Time	3rd Qtr	4th Qtr
6 JOHNNY LOMBO	1	0.0m	0.0m (1)	0.0m (1)	2:45.60	29.00s	29.90s
7 MISTER PICCOLO	2	0.4m	8.8m (0)	8.2m (2)	2:45.63	28.96s	29.32s
4 DAZZLING JEWEL	3	1.1m	8.4m (1)	2.2m (2)	2:45.69	28.55s	29.82s
2 SIR BELVEDERE	4	2.5m	0.8m (0)	1.6m (0)	2:45.80	29.06s	29.97s
1 FOLLOW MY STRIDE	5	7.1m	4.8m (0)	6.8m (0)	2:46.16	29.15s	29.92s
8 CLASSNSMART	6	8.2m	14.0m (0)	14.2m (0)	2:46.24	29.02s	29.45s
10 KRAKKA LIGHTNING	7	19.9m	18.0m (1)	16.4m (2)	2:47.16	28.88s	30.16s
9 MISTER RIGGERS	8	21.9m	18.6m (0)	23.2m (0)	2:47.32	29.34s	29.80s
5 SUNNIE BEACH	9	27.7m	13.6m (1)	17.6m (1)	2:47.77	29.28s	30.65s
3 YA BETTOR FOLLOW	10	73.1m	4.0m (1)	9.4m (1)	2:51.33	29.32s	34.63s

Finish Position and metres gained from 800m



PJ Harness Analyser

Sectional Analysis Software - Not just a formguide!

www.facebook.com/PJHarnessRacing

RISE Digital, Harness Racing Australia nor the provider accepts any responsibility for the completeness or accuracy of any of the information contained herein, and makes no representations about its suitability for any particular purpose. Users should make their own judgements about those matters and/or seek independent advice. You assume all risks associated with use of data provided on this page

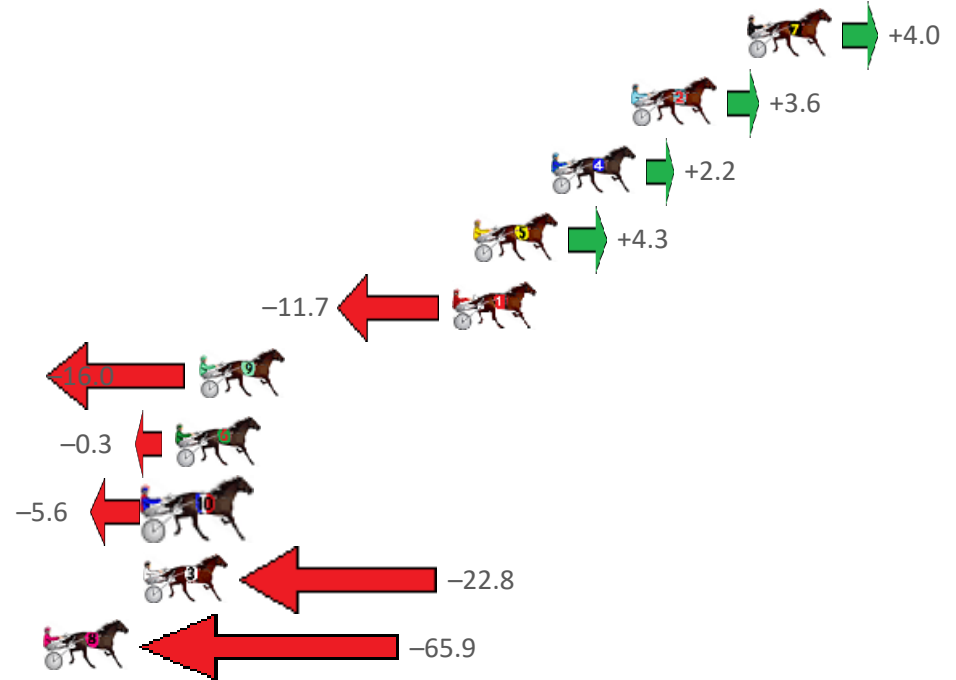
Northam Race 5 Distance 2190m

Friday, 14 July 2023

Gross Time: 2:42.30 MileRate: 1:59.30 LeadTime: 43.90s First Qtr: 29.60s Second Qtr: 29.70s Third Qtr: 29.10s Fourth Qtr: 30.00s

NoHorse	Plc	Mar	800 Posi	400 Posi	Time	3rd Qtr	4th Qtr
7 VINTAGE BLU	1	0.0m	4.0m (0)	4.2m (1)	2:42.30	29.12s	29.69s
2 JUSTLIKE TURBO	2	4.6m	8.2m (0)	8.4m (0)	2:42.66	29.12s	29.72s
4 ADDA SPOILT MAJOR	3	7.8m	10.0m (1)	10.4m (1)	2:42.91	29.13s	29.81s
5 KEPTAIN COURAGEO	4	10.9m	15.2m (1)	14.2m (0)	2:43.16	29.03s	29.75s
1 HESACHARMER	5	11.7m	0.0m (0)	0.0m (0)	2:43.22	29.09s	30.87s
9 GORDON	6	21.8m	5.8m (1)	6.6m (2)	2:44.01	29.14s	31.13s
6 BREWERY LANE	7	22.7m	22.4m (0)	26.6m (1)	2:44.08	29.41s	29.71s
10 BELLS FOOL	8	23.6m	18.0m (0)	21.6m (1)	2:44.15	29.36s	30.15s
3 MISTA EDITORIAL	9	24.0m	1.2m (1)	0.2m (1)	2:44.19	29.00s	31.78s
8 MISS VUNG TAU	10	79.5m	13.6m (0)	20.4m (0)	2:48.55	29.53s	34.41s

Finish Position and metres gained from 800m





PJ Harness Analyser

Sectional Analysis Software - Not just a formguide!

www.facebook.com/PJHarnessRacing



RISE Digital, Harness Racing Australia nor the provider accepts any responsibility for the completeness or accuracy of any of the information contained herein, and makes no representations about its suitability for any particular purpose. Users should make their own judgements about those matters and/or seek independent advice. You assume all risks associated with use of data provided on this page

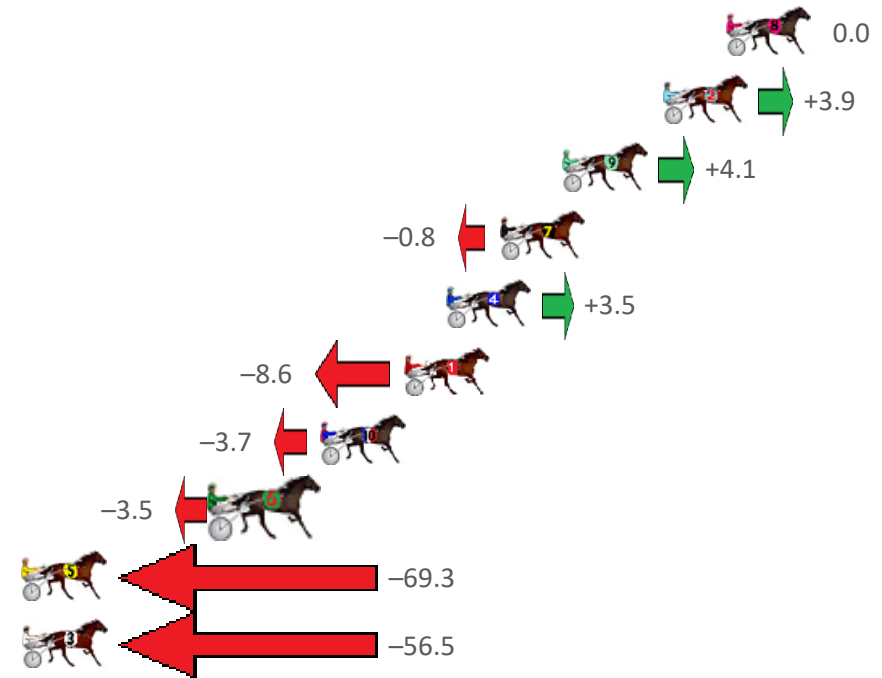
Northam Race 6 Distance 2190m

Friday, 14 July 2023

Gross Time: 2:46.60 MileRate: 2:02.40 LeadTime: 43.90s First Qtr: 30.20s Second Qtr: 31.90s Third Qtr: 30.90s Fourth Qtr: 29.70s

NoHorse	Plc	Mar	800 Posi	400 Posi	Time	3rd Qtr	4th Qtr
8 FOXY ROSE	1	0.0m	0.0m (0)	0.0m (0)	2:46.60	30.90s	29.70s
2 SAVE THIS DANCE	2	2.5m	6.4m (1)	3.2m (1)	2:46.79	30.66s	29.65s
9 RUSINOL	3	6.5m	10.6m (1)	7.4m (1)	2:47.11	30.66s	29.63s
7 FOLLOW THE MILKY	4	9.0m	8.2m (0)	8.2m (0)	2:47.30	30.90s	29.76s
4 MIRACLE MARY	5	11.1m	14.6m (1)	10.4m (2)	2:47.46	30.58s	29.75s
1 DWAYNE	6	12.8m	4.2m (0)	4.2m (0)	2:47.60	30.91s	30.33s
10 THIRTYTHREE TRICKS	7	16.1m	12.4m (0)	12.4m (0)	2:47.85	30.91s	29.97s
6 BILLY MACK	8	20.1m	16.6m (0)	17.2m (0)	2:48.16	30.95s	29.91s
5 CHASING COOPER	9	71.7m	2.4m (1)	14.4m (1)	2:52.18	31.89s	33.93s
3 WHISKY NEAT	10	131.5m	75.0m (0)	100.0m (0)	2:56.84	32.83s	32.03s

Finish Position and metres gained from 800m





PJ Harness Analyser

Sectional Analysis Software - Not just a formguide!

www.facebook.com/PJHarnessRacing



RISE Digital, Harness Racing Australia nor the provider accepts any responsibility for the completeness or accuracy of any of the information contained herein, and makes no representations about its suitability for any particular purpose. Users should make their own judgements about those matters and/or seek independent advice. You assume all risks associated with use of data provided on this page

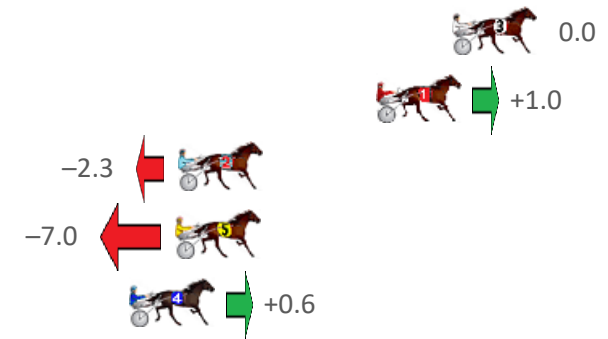
Northam Race 7 Distance 2190m

Friday, 14 July 2023

Gross Time: 2:54.70 MileRate: 2:08.40 LeadTime: 48.80s First Qtr: 34.90s Second Qtr: 33.50s Third Qtr: 28.80s Fourth Qtr: 28.70s

NoHorse	Plc	Mar	800 Posi	400 Posi	Time	3rd Qtr	4th Qtr
3 ROCK THE BANK	1	0.0m	0.0m (0)	0.0m (0)	2:54.70	28.80s	28.70s
1 ARKAMARA STAR	2	3.0m	4.0m (0)	4.2m (0)	2:54.93	28.81s	28.61s
2 TWOHEARTONEDIA	3	10.9m	8.6m (0)	9.8m (0)	2:55.52	28.89s	28.78s
5 HOOAH	4	11.0m	4.0m (1)	2.8m (1)	2:55.53	28.72s	29.29s
4 ON GOLDEN ROAD	5	12.8m	13.4m (0)	14.2m (0)	2:55.66	28.86s	28.60s

Finish Position and metres gained from 800m





PJ Harness Analyser

Sectional Analysis Software - Not just a formguide!

www.facebook.com/PJHarnessRacing



RISE Digital, Harness Racing Australia nor the provider accepts any responsibility for the completeness or accuracy of any of the information contained herein, and makes no representations about its suitability for any particular purpose. Users should make their own judgements about those matters and/or seek independent advice. You assume all risks associated with use of data provided on this page