

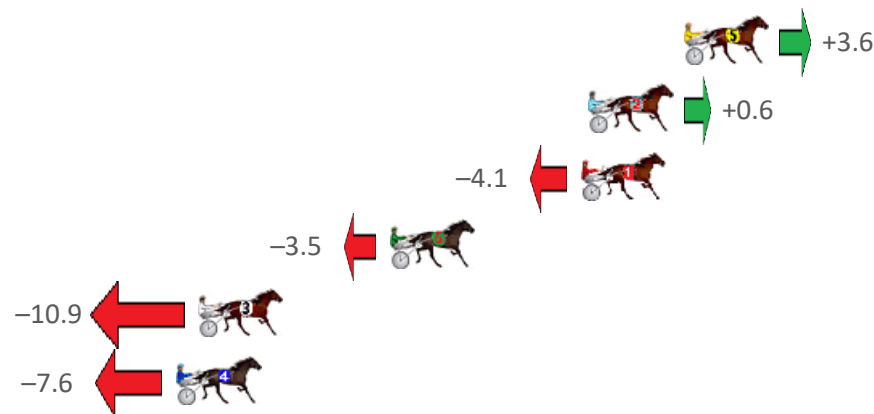
Wagin Race 1 Distance 1776m

Saturday, 15 July 2023

Gross Time: 2:19.30 MileRate: 2:06.20 LeadTime: 14.10s First Qtr: 32.30s Second Qtr: 33.30s Third Qtr: 31.30s Fourth Qtr: 28.30s

NoHorse	Plc	Mar	800 Posi	400 Posi	Time	3rd Qtr	4th Qtr
5 ROX THE WORLD	1	0.0m	3.6m (1)	2.2m (1)	2:19.30	31.19s	28.15s
2 BANK NOTICE	2	3.8m	4.4m (0)	4.4m (0)	2:19.58	31.30s	28.26s
1 THE VAN GOGH CAM	3	4.1m	0.0m (0)	0.0m (0)	2:19.60	31.32s	28.59s
6 TEMPT THE STARS	4	11.7m	8.2m (1)	7.0m (1)	2:20.17	31.23s	28.63s
3 MY GRAND ANGUS	5	19.3m	8.4m (0)	9.0m (0)	2:20.74	31.38s	29.02s
4 PRINCE BENSON	6	20.2m	12.6m (0)	9.0m (2)	2:20.80	31.08s	29.09s

Finish Position and metres gained from 800m



PJ Harness Analyser

Sectional Analysis Software – Not just a formguide!

www.facebook.com/PJHarnessRacing



RISE Digital, Harness Racing Australia nor the provider accepts any responsibility for the completeness or accuracy of any of the information contained herein, and makes no representations about its suitability for any particular purpose. Users should make their own judgements about those matters and/or seek independent advice. You assume all risks associated with use of data provided on this page

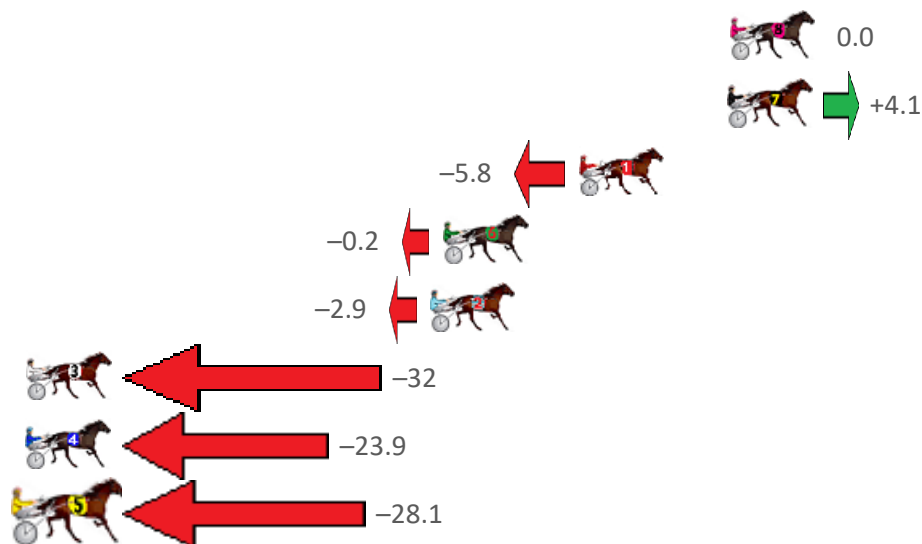
Wagin Race 2 Distance 2180m

Saturday, 15 July 2023

Gross Time: 2:46.40 MileRate: 2:02.80 LeadTime: 46.20s First Qtr: 32.40s Second Qtr: 30.60s Third Qtr: 28.70s Fourth Qtr: 28.50s

NoHorse	Plc	Mar	800 Posi	400 Posi	Time	3rd Qtr	4th Qtr
8 MAJOR OVERS	1	0.0m	0.0m (1)	3.4m (2)	2:46.40	28.94s	28.26s
7 FLASHING ARK	2	0.1m	4.2m (0)	0.0m (1)	2:46.41	28.40s	28.51s
1 ELLUCIFER	3	6.0m	0.2m (0)	0.4m (0)	2:46.85	28.72s	28.90s
6 EASTERN ADVANCE	4	11.4m	11.2m (1)	12.2m (1)	2:47.25	28.77s	28.44s
2 MAJIC BAY	5	11.9m	9.0m (0)	7.8m (0)	2:47.29	28.62s	28.79s
3 SANFORD BART	6	36.9m	5.0m (1)	13.8m (0)	2:49.16	29.33s	30.14s
4 ROAD STAR	7	42.9m	19.0m (1)	26.0m (0)	2:49.61	29.20s	29.70s
5 LADYTWO	8	70.1m	42.0m (0)	55.0m (0)	2:51.65	29.63s	29.57s

Finish Position and metres gained from 800m



PJ Harness Analyser

Sectional Analysis Software – Not just a formguide!

www.facebook.com/PJHarnessRacing



RISE Digital, Harness Racing Australia nor the provider accepts any responsibility for the completeness or accuracy of any of the information contained herein, and makes no representations about its suitability for any particular purpose. Users should make their own judgements about those matters and/or seek independent advice. You assume all risks associated with use of data provided on this page

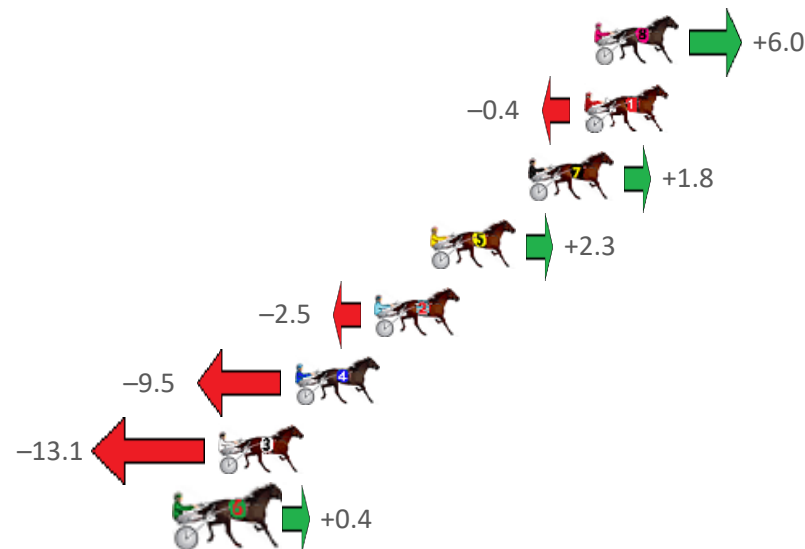
Wagin Race 3 Distance 1776m

Saturday, 15 July 2023

Gross Time: 2:13.20 MileRate: 2:00.70 LeadTime: 12.80s First Qtr: 30.50s Second Qtr: 31.20s Third Qtr: 30.10s Fourth Qtr: 28.60s

NoHorse	Plc	Mar	800 Posi	400 Posi	Time	3rd Qtr	4th Qtr
8 LONGREACH BAY	1	0.0m	6.0m (2)	11.2m (1)	2:13.20	30.46s	27.80s
1 POCKETFUL OF OPAL	2	0.4m	0.0m (0)	0.0m (0)	2:13.23	30.10s	28.63s
7 CULLEN STAR	3	2.6m	4.4m (0)	4.2m (0)	2:13.40	30.08s	28.49s
5 FOLLOW ROCKNROL	4	6.5m	8.8m (0)	8.2m (0)	2:13.69	30.05s	28.48s
2 DESIDERIO	5	8.7m	6.2m (1)	7.2m (1)	2:13.85	30.18s	28.71s
4 STEP IT UP	6	11.9m	2.4m (1)	2.6m (1)	2:14.09	30.13s	29.26s
3 I SEE FIRE	7	14.9m	1.8m (2)	10.2m (2)	2:14.32	30.72s	28.93s
6 FOUR STARZZZ HAW	8	16.2m	16.6m (0)	17.2m (0)	2:14.42	30.14s	28.53s

Finish Position and metres gained from 800m



PJ Harness Analyser
Sectional Analysis Software – Not just a formguide!

www.facebook.com/PJHarnessRacing



RISE Digital, Harness Racing Australia nor the provider accepts any responsibility for the completeness or accuracy of any of the information contained herein, and makes no representations about its suitability for any particular purpose. Users should make their own judgements about those matters and/or seek independent advice. You assume all risks associated with use of data provided on this page

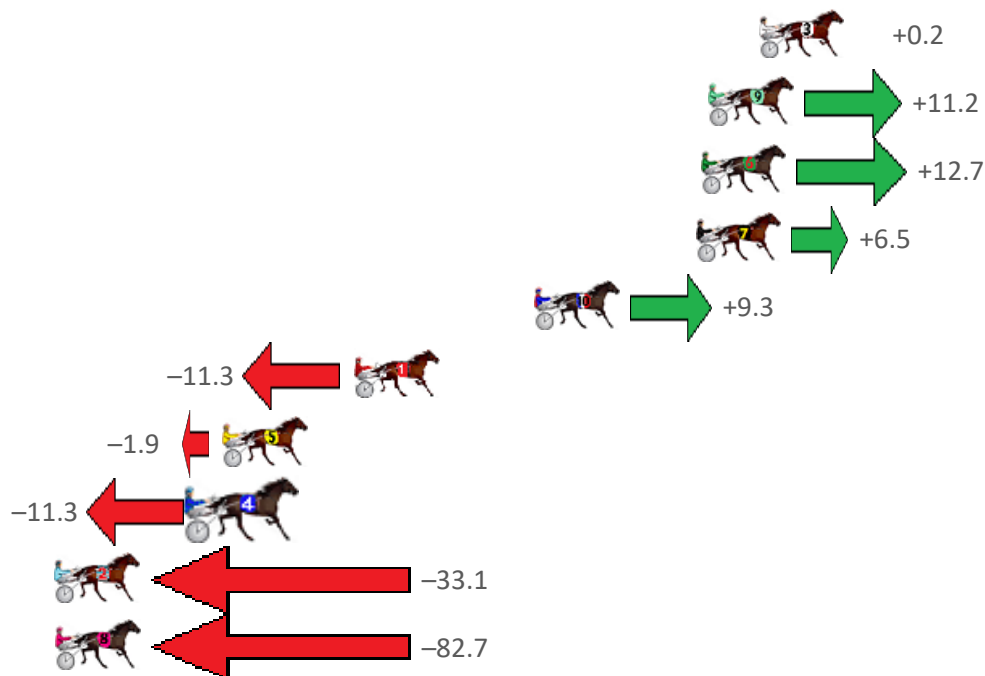
Wagin Race 4 Distance 2180m

Saturday, 15 July 2023

Gross Time: 2:46.00 MileRate: 2:02.50 LeadTime: 44.00s First Qtr: 30.70s Second Qtr: 31.20s Third Qtr: 29.90s Fourth Qtr: 30.20s

NoHorse	Plc	Mar	800 Posi	400 Posi	Time	3rd Qtr	4th Qtr
3 GALACTIC LIONESS	1	0.0m	0.2m (1)	0.0m (1)	2:46.00	29.89s	30.20s
9 ART REVIVAL	2	2.0m	13.2m (0)	10.6m (1)	2:46.16	29.71s	29.55s
6 ALTA MONTEL	3	2.3m	15.0m (1)	17.8m (2)	2:46.18	30.11s	29.04s
7 IM ROCKIN ROD	4	2.5m	9.0m (0)	7.2m (2)	2:46.20	29.77s	29.85s
10 EGYPTIAN QUEEN	5	8.9m	18.2m (0)	17.8m (0)	2:46.70	29.87s	29.53s
1 IMMACHULATE	6	16.1m	4.8m (0)	5.6m (1)	2:47.27	29.96s	30.99s
5 MOON DAISY	7	21.3m	19.4m (1)	24.6m (2)	2:47.68	30.29s	29.95s
4 CAPITOL DAWN	8	22.3m	11.0m (1)	22.0m (1)	2:47.76	30.72s	30.22s
2 EXTINCTION	9	33.1m	0.0m (0)	3.8m (0)	2:48.62	30.17s	32.40s
8 ADVANCE STRIKE	10	89.5m	6.8m (1)	15.4m (1)	2:53.08	30.51s	35.76s

Finish Position and metres gained from 800m



PJ Harness Analyser

Sectional Analysis Software – Not just a formguide!

www.facebook.com/PJHarnessRacing



RISE Digital, Harness Racing Australia nor the provider accepts any responsibility for the completeness or accuracy of any of the information contained herein, and makes no representations about its suitability for any particular purpose. Users should make their own judgements about those matters and/or seek independent advice. You assume all risks associated with use of data provided on this page

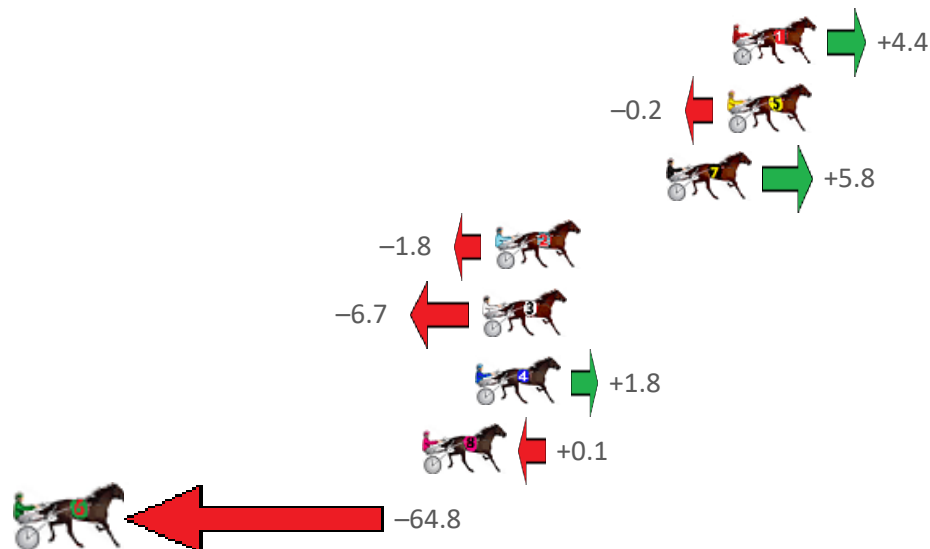
Wagin Race 5 Distance 2180m

Saturday, 15 July 2023

Gross Time: 2:42.10 MileRate: 1:59.70 LeadTime: 42.20s First Qtr: 31.10s Second Qtr: 29.80s Third Qtr: 29.90s Fourth Qtr: 29.10s

NoHorse	Plc	Mar	800 Posi	400 Posi	Time	3rd Qtr	4th Qtr
1 BETTOR MOVE ALON	1	0.0m	4.4m (0)	5.0m (0)	2:42.10	29.94s	28.74s
5 SHEZA BROMAC	2	0.2m	0.0m (0)	0.0m (0)	2:42.12	29.90s	29.11s
7 HIGHLY FLAMMABLE	3	2.6m	8.4m (0)	9.0m (0)	2:42.30	29.94s	28.64s
2 GOODEALEHMADDIE	4	9.4m	7.6m (1)	6.6m (1)	2:42.82	29.83s	29.30s
3 RODASI	5	9.9m	3.2m (1)	2.4m (1)	2:42.86	29.85s	29.64s
4 DELIGHTFUL MANDY	6	10.2m	12.0m (1)	11.0m (1)	2:42.88	29.83s	29.04s
8 TRIPLE BRIE	7	12.3m	12.4m (0)	13.6m (0)	2:43.04	29.99s	29.01s
6 CROWDED REACTOR	8	144.8m	80.0m (0)	110.0m (0)	2:53.15	32.13s	31.62s

Finish Position and metres gained from 800m



PJ Harness Analyser
Sectional Analysis Software – Not just a formguide!

www.facebook.com/PJHarnessRacing



RISE Digital, Harness Racing Australia nor the provider accepts any responsibility for the completeness or accuracy of any of the information contained herein, and makes no representations about its suitability for any particular purpose. Users should make their own judgements about those matters and/or seek independent advice. You assume all risks associated with use of data provided on this page

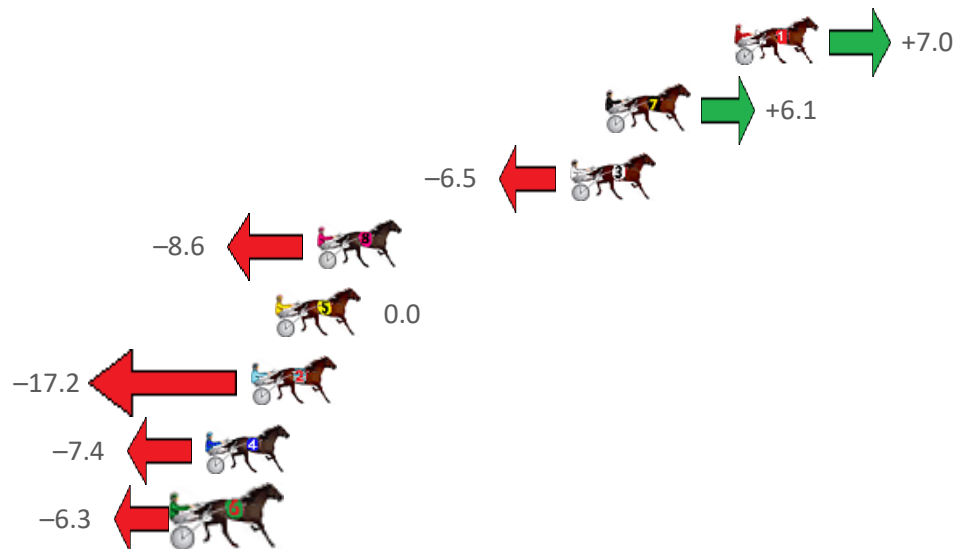
Wagin Race 6 Distance 2180m

Saturday, 15 July 2023

Gross Time: 2:44.10 MileRate: 2:01.10 LeadTime: 44.20s First Qtr: 30.60s Second Qtr: 29.50s Third Qtr: 30.00s Fourth Qtr: 29.80s

NoHorse	Plc	Mar	800 Posi	400 Posi	Time	3rd Qtr	4th Qtr
1 MADDY MADDY	1	0.0m	7.0m (0)	4.4m (1)	2:44.10	29.81s	29.47s
7 GRAPELLIES BOY	2	5.1m	11.2m (0)	9.2m (0)	2:44.50	29.85s	29.50s
3 PONZI BEACH	3	6.5m	0.0m (1)	0.0m (1)	2:44.61	30.00s	30.28s
8 BATAVIA BLACKHOLE	4	16.6m	8.0m (1)	4.2m (2)	2:45.40	29.72s	30.72s
5 TOMMY KRUZE	5	18.2m	18.2m (1)	6.4m (3)	2:45.52	29.13s	30.67s
2 PETER ROMEO	6	19.2m	2.0m (0)	4.4m (0)	2:45.60	30.18s	30.90s
4 PACIFIC EAGLE	7	21.0m	13.6m (1)	9.8m (2)	2:45.74	29.72s	30.63s
6 DIAMOND DANCE	8	21.9m	15.6m (0)	11.6m (1)	2:45.81	29.71s	30.56s

Finish Position and metres gained from 800m



PJ Harness Analyser

Sectional Analysis Software - Not just a formguide!

www.facebook.com/PJHarnessRacing



RISE Digital, Harness Racing Australia nor the provider accepts any responsibility for the completeness or accuracy of any of the information contained herein, and makes no representations about its suitability for any particular purpose. Users should make their own judgements about those matters and/or seek independent advice. You assume all risks associated with use of data provided on this page

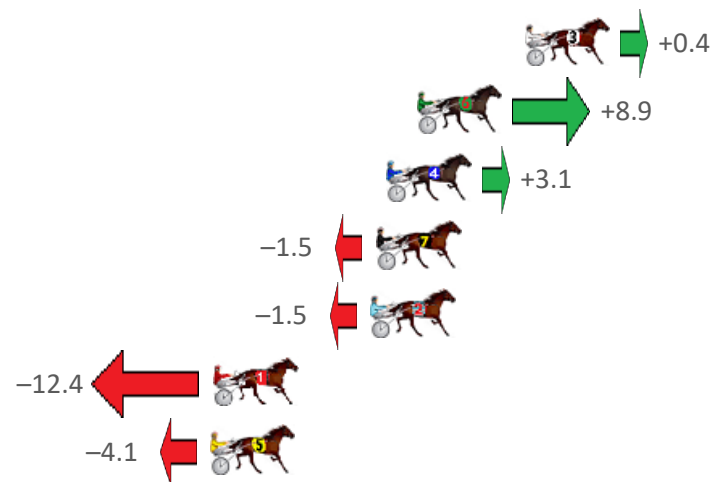
Wagin Race 7 Distance 1776m

Saturday, 15 July 2023

Gross Time: 2:13.50 MileRate: 2:01.00 LeadTime: 13.30s First Qtr: 31.30s Second Qtr: 30.80s Third Qtr: 29.20s Fourth Qtr: 28.90s

NoHorse	Plc	Mar	800 Posi	400 Posi	Time	3rd Qtr	4th Qtr
3 BATTLESCARD	1	0.0m	0.4m (1)	0.0m (1)	2:13.50	29.17s	28.90s
6 BILLY TO THE MAX	2	4.3m	13.2m (0)	9.2m (1)	2:13.83	28.91s	28.55s
4 TA IN ADVANCE	3	5.5m	8.6m (1)	3.6m (3)	2:13.92	28.84s	29.04s
7 GOTA GOOD WARH	4	5.9m	4.4m (0)	4.6m (1)	2:13.95	29.21s	28.99s
2 SANFORD HARRY	5	6.1m	4.6m (1)	4.4m (2)	2:13.96	29.19s	29.02s
1 NORTHERN GAZE	6	12.4m	0.0m (0)	1.0m (0)	2:14.44	29.28s	29.72s
5 OBSERVATION	7	12.5m	8.4m (0)	8.8m (0)	2:14.45	29.23s	29.17s

Finish Position and metres gained from 800m



PJ Harness Analyser

Sectional Analysis Software – Not just a formguide!

www.facebook.com/PJHarnessRacing



RISE Digital, Harness Racing Australia nor the provider accepts any responsibility for the completeness or accuracy of any of the information contained herein, and makes no representations about its suitability for any particular purpose. Users should make their own judgements about those matters and/or seek independent advice. You assume all risks associated with use of data provided on this page

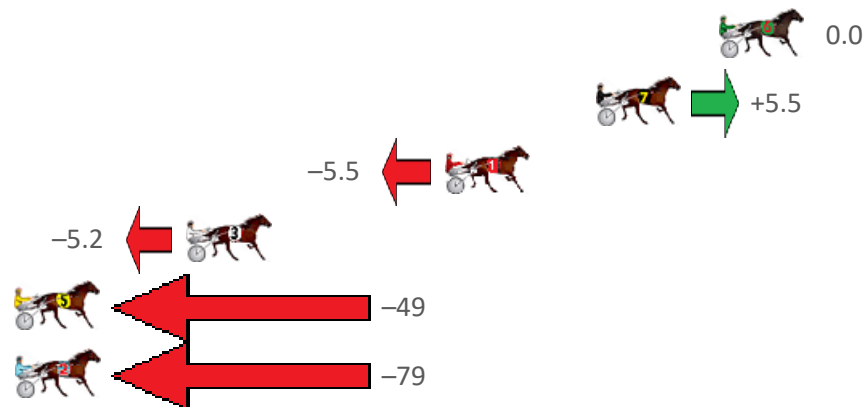
Wagin Race 8 Distance 1776m

Saturday, 15 July 2023

Gross Time: 2:14.80 MileRate: 2:02.20 LeadTime: 13.10s First Qtr: 30.70s Second Qtr: 30.20s Third Qtr: 30.70s Fourth Qtr: 30.10s

NoHorse	Plc	Mar	800 Posi	400 Posi	Time	3rd Qtr	4th Qtr
6 KNIGHT EAGLE	1	0.0m	0.0m (0)	0.0m (0)	2:14.80	30.70s	30.10s
7 BY SUBMISSION	2	4.9m	10.4m (0)	7.2m (0)	2:15.19	30.46s	29.93s
1 SHOOT FOR STARDO	3	10.9m	5.4m (0)	2.2m (1)	2:15.66	30.46s	30.75s
3 WHOZ THIS	4	21.2m	16.0m (0)	11.6m (0)	2:16.47	30.37s	30.82s
5 SEVEN MILLION MO	5	57.0m	8.2m (1)	10.6m (2)	2:19.29	30.92s	33.57s
2 ALLY ROCKS	6	82.0m	3.4m (1)	10.4m (1)	2:21.26	31.28s	35.46s

Finish Position and metres gained from 800m



PJ Harness Analyser

Sectional Analysis Software – Not just a formguide!

www.facebook.com/PJHarnessRacing



RISE Digital, Harness Racing Australia nor the provider accepts any responsibility for the completeness or accuracy of any of the information contained herein, and makes no representations about its suitability for any particular purpose. Users should make their own judgements about those matters and/or seek independent advice. You assume all risks associated with use of data provided on this page