


Narrogin Race 1 Distance 2242m

Saturday, 5 August 2023

Gross Time: 2:46.80 MileRate: 1:59.70 LeadTime: 48.60s First Qtr: 31.40s Second Qtr: 29.30s Third Qtr: 28.90s Fourth Qtr: 28.60s

| NoHorse | Plc | Mar | 800 Posi | 400 Posi | Time | 3rd Qtr | 4th Qtr |
|-------------------|-----|--------|-----------|-----------|---------|---------|---------|
| 2 ALLAGLOW | 1 | 0.0m | 0.0m (0) | 0.0m (0) | 2:46.80 | 28.90s | 28.60s |
| 1 ARKAMARA STAR | 2 | 9.4m | 4.2m (0) | 5.0m (0) | 2:47.51 | 28.96s | 28.91s |
| 7 SEAGRASS | 3 | 14.8m | 8.6m (0) | 9.6m (0) | 2:47.91 | 28.97s | 28.97s |
| 3 HAVING FUN | 4 | 34.9m | 11.0m (1) | 9.6m (1) | 2:49.42 | 28.81s | 30.40s |
| 4 FLYING TO WIN | 5 | 45.6m | 12.8m (0) | 15.6m (0) | 2:50.22 | 29.11s | 30.73s |
| 5 FEELING EMPATHY | 6 | 46.9m | 6.4m (1) | 14.2m (2) | 2:50.32 | 29.47s | 30.92s |
| 6 IMAHERO | 7 | 167.6m | 2.4m (1) | 16.8m (1) | 2:59.39 | 29.99s | 39.32s |

Finish Position and metres gained from 800m





PJ Harness Analyser

Sectional Analysis Software - Not just a formguide!

www.facebook.com/PJHarnessRacing



RISE Digital, Harness Racing Australia nor the provider accepts any responsibility for the completeness or accuracy of any of the information contained herein, and makes no representations about its suitability for any particular purpose. Users should make their own judgements about those matters and/or seek independent advice. You assume all risks associated with use of data provided on this page

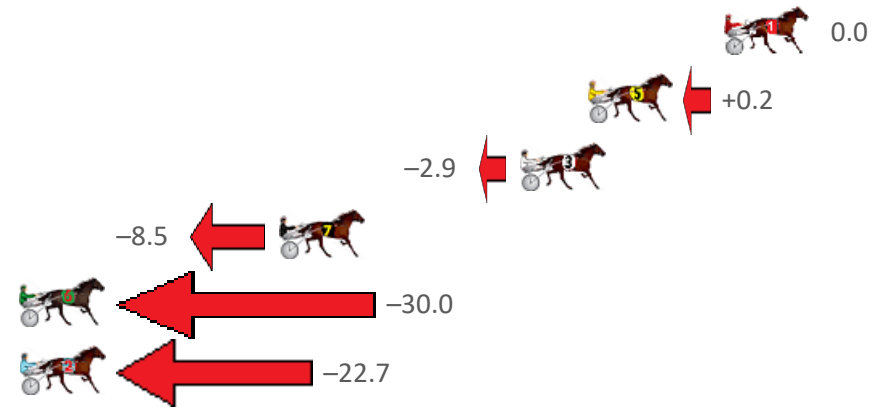
Narrogin Race 2 Distance 2242m

Saturday, 5 August 2023

Gross Time: 2:52.00 MileRate: 2:03.50 LeadTime: 47.10s First Qtr: 32.30s Second Qtr: 31.40s Third Qtr: 31.80s Fourth Qtr: 29.40s

| NoHorse | Plc | Mar | 800 Posi | 400 Posi | Time | 3rd Qtr | 4th Qtr |
|--------------------|-----|-------|-----------|-----------|---------|---------|---------|
| 1 SUGAR SHAKE | 1 | 0.0m | 0.0m (0) | 0.0m (0) | 2:52.00 | 31.80s | 29.40s |
| 5 SANFORD BART | 2 | 5.4m | 5.6m (1) | 5.8m (1) | 2:52.42 | 31.81s | 29.37s |
| 3 SOHO CONFIDENTIA | 3 | 8.1m | 5.2m (0) | 6.2m (0) | 2:52.62 | 31.88s | 29.54s |
| 7 WISE SAGE | 4 | 17.7m | 9.2m (0) | 10.4m (1) | 2:53.36 | 31.91s | 29.93s |
| 6 EASTERN ADVANCE | 5 | 31.4m | 1.4m (1) | 1.8m (1) | 2:54.42 | 31.92s | 31.56s |
| 2 INFRINGEMENTNOTI | 6 | 36.1m | 13.4m (0) | 14.6m (1) | 2:54.78 | 31.96s | 30.97s |

Finish Position and metres gained from 800m





PJ Harness Analyser

Sectional Analysis Software - Not just a formguide!

www.facebook.com/PJHarnessRacing



RISE Digital, Harness Racing Australia nor the provider accepts any responsibility for the completeness or accuracy of any of the information contained herein, and makes no representations about its suitability for any particular purpose. Users should make their own judgements about those matters and/or seek independent advice. You assume all risks associated with use of data provided on this page

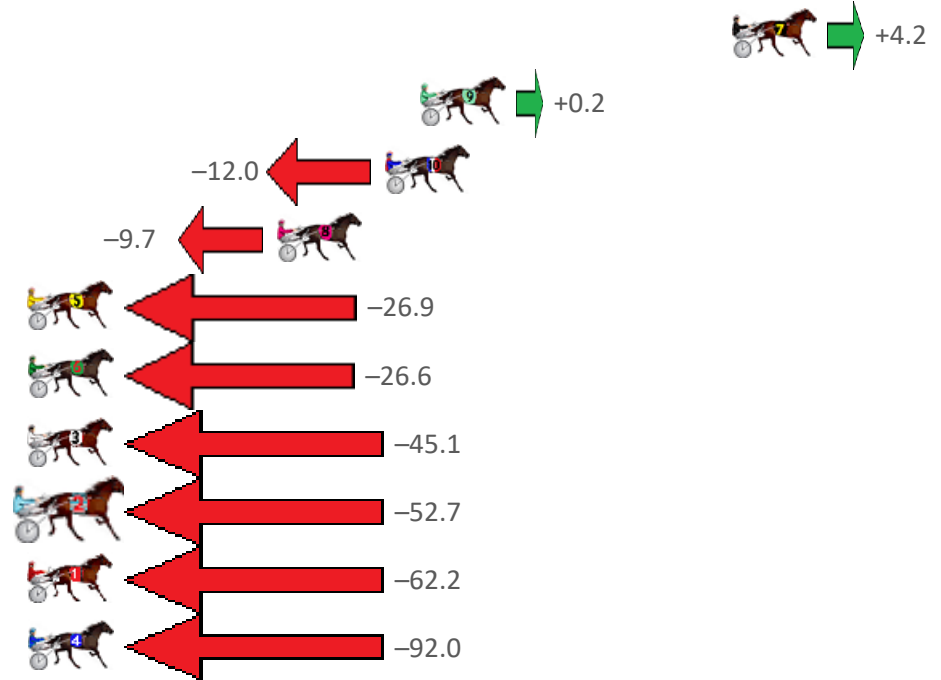
Narrogin Race 3 Distance 2242m

Saturday, 5 August 2023

Gross Time: 2:48.00 MileRate: 2:00.60 LeadTime: 45.60s First Qtr: 30.30s Second Qtr: 30.50s Third Qtr: 30.40s Fourth Qtr: 31.20s

| NoHorse | Plc | Mar | 800 Posi | 400 Posi | Time | 3rd Qtr | 4th Qtr |
|--------------------|-----|-------|-----------------|-----------------|---------|---------------|---------------|
| 7 OUR LADY JEN | 1 | 0.0m | 4.2m (0) | 4.8m (1) | 2:48.00 | 30.45s | 30.83s |
| 9 PINK PARADE | 2 | 12.4m | 12.6m (0) | 17.4m (0) | 2:49.01 | 30.77s | 30.81s |
| 10 ART REVIVAL | 3 | 13.8m | 1.8m (2) | 0.0m (0) | 2:49.13 | 30.25s | 32.27s |
| 8 GRAPELLIES BOY | 4 | 18.1m | 8.4m (0) | 14.8m (1) | 2:49.48 | 30.89s | 31.46s |
| 5 LILLY LAGUNA | 5 | 34.9m | 8.0m (2) | 15.2m (2) | 2:50.85 | 30.93s | 32.73s |
| 6 DREAMS OF VALHAL | 6 | 39.6m | 13.0m (2) | 11.6m (3) | 2:51.23 | 30.26s | 33.37s |
| 3 MOON DAISY | 7 | 54.7m | 9.6m (1) | 22.8m (2) | 2:52.46 | 31.38s | 33.67s |
| 2 ALLZFAIRNLUVNWA | 8 | 57.9m | 5.2m (1) | 21.4m (1) | 2:52.72 | 31.60s | 34.03s |
| 1 IM ROCKIN ROD | 9 | 62.2m | 0.0m (0) | 12.2m (0) | 2:53.07 | 31.28s | 35.08s |
| 4 PADDITUDE | 10 | 92.8m | 0.8m (1) | 22.2m (0) | 2:55.57 | 31.97s | 36.68s |

Finish Position and metres gained from 800m



PJ Harness Analyser

Sectional Analysis Software - Not just a formguide!

www.facebook.com/PJHarnessRacing

RISE Digital, Harness Racing Australia nor the provider accepts any responsibility for the completeness or accuracy of any of the information contained herein, and makes no representations about its suitability for any particular purpose. Users should make their own judgements about those matters and/or seek independent advice. You assume all risks associated with use of data provided on this page

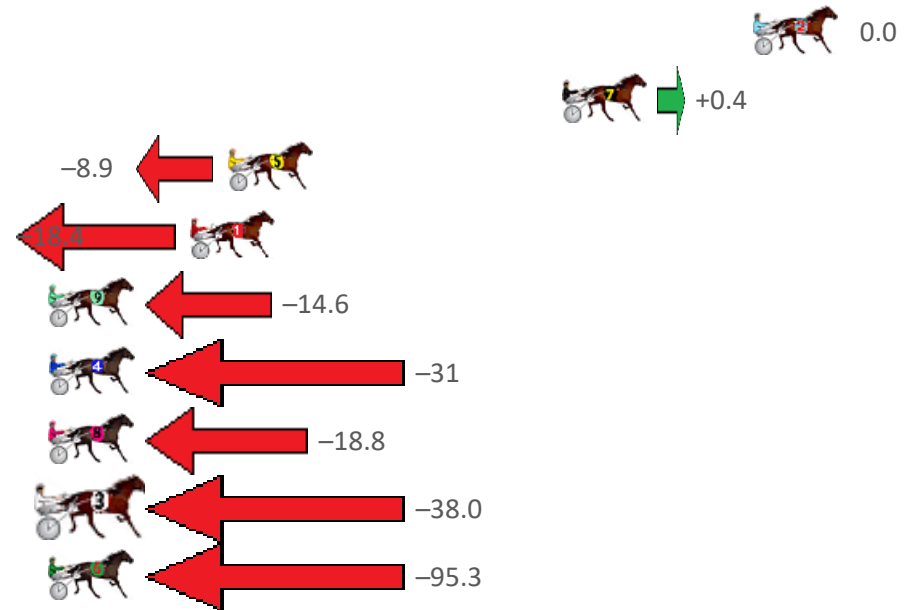
Narrogin Race 4 Distance 2242m

Saturday, 5 August 2023

Gross Time: 2:46.60 MileRate: 1:59.60 LeadTime: 46.80s First Qtr: 31.40s Second Qtr: 29.60s Third Qtr: 29.50s Fourth Qtr: 29.30s

| NoHorse | Plc | Mar | 800 Posi | 400 Posi | Time | 3rd Qtr | 4th Qtr |
|---------------------|-----|-------|-----------|-----------|---------|---------|---------|
| 2 WILLIAM GEES LEGA | 1 | 0.0m | 0.0m (0) | 0.0m (0) | 2:46.60 | 29.50s | 29.30s |
| 7 SHELL SHOCK | 2 | 7.6m | 8.0m (0) | 14.4m (1) | 2:47.18 | 29.97s | 28.80s |
| 5 GOODONYA MATE | 3 | 20.9m | 12.0m (0) | 18.0m (0) | 2:48.21 | 29.94s | 29.51s |
| 1 COHLIN | 4 | 22.4m | 4.0m (0) | 10.4m (0) | 2:48.32 | 29.97s | 30.17s |
| 9 SANFORD HARRY | 5 | 30.8m | 16.2m (0) | 23.8m (0) | 2:48.97 | 30.06s | 29.81s |
| 4 MISTER PICCOLO | 6 | 37.3m | 7.2m (1) | 16.2m (2) | 2:49.47 | 30.16s | 30.84s |
| 8 POCKETFUL OF OPAL | 7 | 37.8m | 19.0m (1) | 27.6m (1) | 2:49.50 | 30.13s | 30.04s |
| 3 BOSTON ROB | 8 | 50.8m | 12.8m (1) | 21.8m (2) | 2:50.50 | 30.17s | 31.41s |
| 6 BATTLESCARD | 9 | 98.5m | 3.2m (1) | 20.4m (1) | 2:54.17 | 30.78s | 34.99s |

Finish Position and metres gained from 800m





PJ Harness Analyser

Sectional Analysis Software - Not just a formguide!

www.facebook.com/PJHarnessRacing



RISE Digital, Harness Racing Australia nor the provider accepts any responsibility for the completeness or accuracy of any of the information contained herein, and makes no representations about its suitability for any particular purpose. Users should make their own judgements about those matters and/or seek independent advice. You assume all risks associated with use of data provided on this page

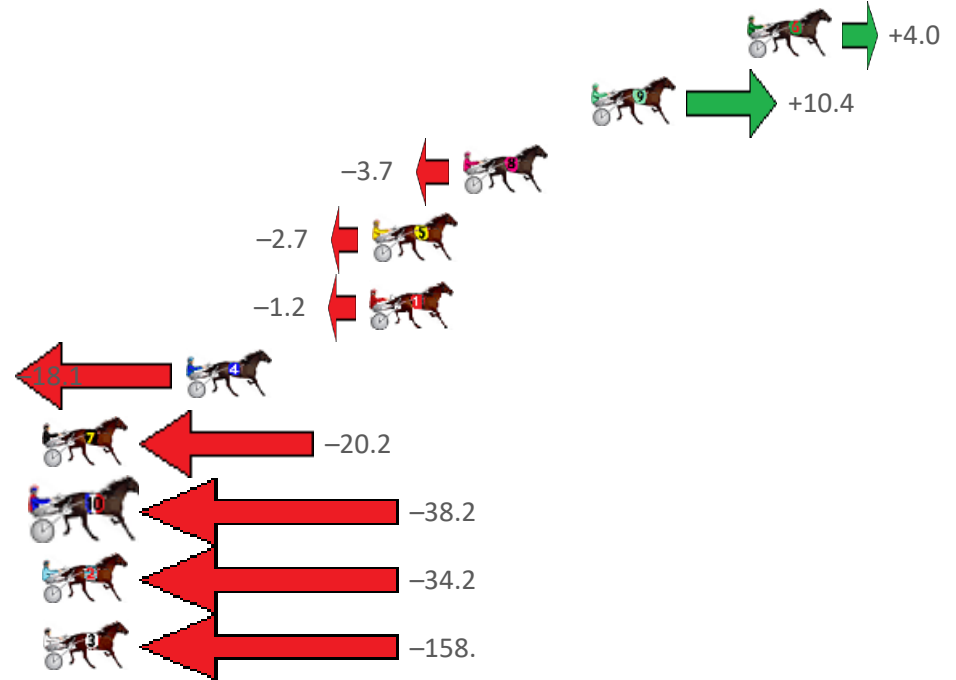
Narrogin Race 5 Distance 2242m

Saturday, 5 August 2023

Gross Time: 2:49.40 MileRate: 2:01.60 LeadTime: 46.70s First Qtr: 30.20s Second Qtr: 30.30s Third Qtr: 31.00s Fourth Qtr: 31.20s

| NoHorse | Plc | Mar | 800 Posi | 400 Posi | Time | 3rd Qtr | 4th Qtr |
|--------------------|-----|--------|-----------------|-----------------|---------|---------------|---------------|
| 6 SHEZA BROMAC | 1 | 0.0m | 4.0m (0) | 4.8m (1) | 2:49.40 | 31.06s | 30.83s |
| 9 BELLS FOOL | 2 | 6.2m | 16.6m (0) | 16.6m (1) | 2:49.91 | 31.00s | 30.39s |
| 8 HIGHLY FLAMMABLE | 3 | 11.3m | 7.6m (2) | 4.6m (2) | 2:50.32 | 30.77s | 31.72s |
| 5 MISS SERENADE | 4 | 14.9m | 12.2m (2) | 7.4m (3) | 2:50.62 | 30.63s | 31.78s |
| 1 TRIPLE BRIE | 5 | 15.0m | 13.8m (1) | 9.2m (4) | 2:50.62 | 30.64s | 31.65s |
| 4 DESIDERIO | 6 | 22.3m | 4.2m (1) | 0.0m (0) | 2:51.22 | 30.67s | 32.93s |
| 7 HEZA HEAD HONCH | 7 | 32.6m | 12.4m (0) | 11.8m (1) | 2:52.06 | 30.95s | 32.81s |
| 10 STREET APPEAL | 8 | 38.2m | 0.0m (0) | 4.6m (0) | 2:52.52 | 31.35s | 33.81s |
| 2 STEP IT UP | 9 | 42.4m | 8.2m (0) | 11.4m (0) | 2:52.86 | 31.24s | 33.60s |
| 3 BURGHELY SHARD | 10 | 168.2m | 9.8m (1) | 32.0m (0) | 3:03.12 | 32.68s | 41.76s |

Finish Position and metres gained from 800m





PJ Harness Analyser

Sectional Analysis Software - Not just a formguide!

www.facebook.com/PJHarnessRacing



RISE Digital, Harness Racing Australia nor the provider accepts any responsibility for the completeness or accuracy of any of the information contained herein, and makes no representations about its suitability for any particular purpose. Users should make their own judgements about those matters and/or seek independent advice. You assume all risks associated with use of data provided on this page

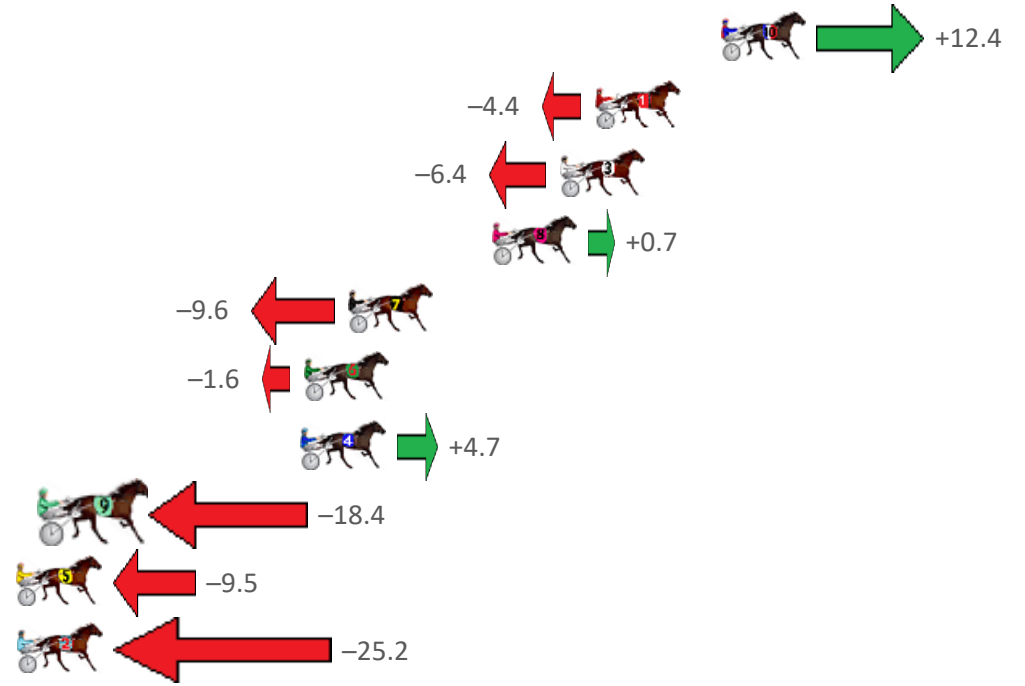
Narrogin Race 6 Distance 2242m

Saturday, 5 August 2023

Gross Time: 2:50.60 MileRate: 2:02.50 LeadTime: 47.30s First Qtr: 31.90s Second Qtr: 29.90s Third Qtr: 30.10s Fourth Qtr: 31.40s

| NoHorse | Plc | Mar | 800 Posi | 400 Posi | Time | 3rd Qtr | 4th Qtr |
|---------------------|-----|-------|-----------------|-----------------|---------|---------------|---------------|
| 10 GOTA GOOD WARH | 1 | 0.0m | 12.4m (1) | 13.6m (2) | 2:50.60 | 30.21s | 30.34s |
| 1 HAPPY DAYZ | 2 | 5.0m | 0.6m (0) | 0.0m (0) | 2:51.01 | 30.05s | 31.79s |
| 3 LETS ROCK TONIGHT | 3 | 6.4m | 0.0m (1) | 0.2m (1) | 2:51.13 | 30.11s | 31.88s |
| 8 HEZA BEAUTY | 4 | 9.1m | 9.8m (0) | 9.4m (0) | 2:51.35 | 30.07s | 31.38s |
| 7 WHERESTHETOWRO | 5 | 14.8m | 5.2m (0) | 5.4m (0) | 2:51.81 | 30.10s | 32.13s |
| 6 TIGER TOAST | 6 | 16.6m | 15.0m (0) | 14.0m (0) | 2:51.96 | 30.02s | 31.60s |
| 4 MISTA MANGELS | 7 | 16.7m | 21.4m (0) | 18.4m (0) | 2:51.97 | 29.87s | 31.27s |
| 9 ABSOLUTE DELIGHT | 8 | 26.6m | 8.2m (1) | 9.4m (2) | 2:52.78 | 30.16s | 32.74s |
| 5 EGYPTIAN QUEEN | 9 | 28.5m | 19.0m (1) | 17.4m (1) | 2:52.94 | 29.96s | 32.27s |
| 2 ASHIMA | 10 | 29.2m | 4.0m (1) | 8.2m (1) | 2:53.00 | 30.39s | 33.04s |

Finish Position and metres gained from 800m



PJ Harness Analyser

Sectional Analysis Software - Not just a formguide!

www.facebook.com/PJHarnessRacing

RISE Digital, Harness Racing Australia nor the provider accepts any responsibility for the completeness or accuracy of any of the information contained herein, and makes no representations about its suitability for any particular purpose. Users should make their own judgements about those matters and/or seek independent advice. You assume all risks associated with use of data provided on this page

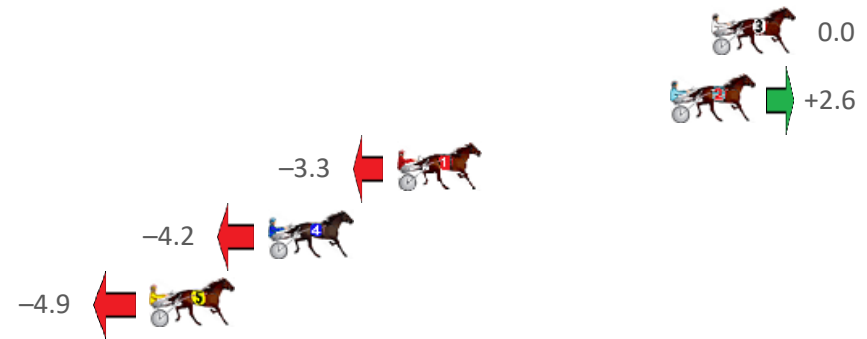
Narrogin Race 7 Distance 2242m

Saturday, 5 August 2023

Gross Time: 2:50.40 MileRate: 2:02.30 LeadTime: 47.70s First Qtr: 33.30s Second Qtr: 31.30s Third Qtr: 29.50s Fourth Qtr: 28.60s

| NoHorse | Plc | Mar | 800 Posi | 400 Posi | Time | 3rd Qtr | 4th Qtr |
|---------------------|-----|-------|-----------|----------|---------|---------|---------|
| 3 THENU CAME ALON | 1 | 0.0m | 0.0m (0) | 0.0m (0) | 2:50.40 | 29.50s | 28.60s |
| 2 THE MASKED CRUSA | 2 | 1.6m | 4.2m (0) | 4.4m (0) | 2:50.52 | 29.51s | 28.40s |
| 1 TRUE GRIT | 3 | 12.5m | 9.2m (0) | 9.6m (0) | 2:51.34 | 29.53s | 28.81s |
| 4 ARIONROCK | 4 | 17.6m | 13.4m (0) | 3.0m (1) | 2:51.72 | 28.77s | 29.64s |
| 5 DEL BOCAVISTA BAY | 5 | 22.3m | 17.4m (1) | 7.6m (1) | 2:52.07 | 28.81s | 29.65s |

Finish Position and metres gained from 800m





PJ Harness Analyser

Sectional Analysis Software - Not just a formguide!

www.facebook.com/PJHarnessRacing



RISE Digital, Harness Racing Australia nor the provider accepts any responsibility for the completeness or accuracy of any of the information contained herein, and makes no representations about its suitability for any particular purpose. Users should make their own judgements about those matters and/or seek independent advice. You assume all risks associated with use of data provided on this page