

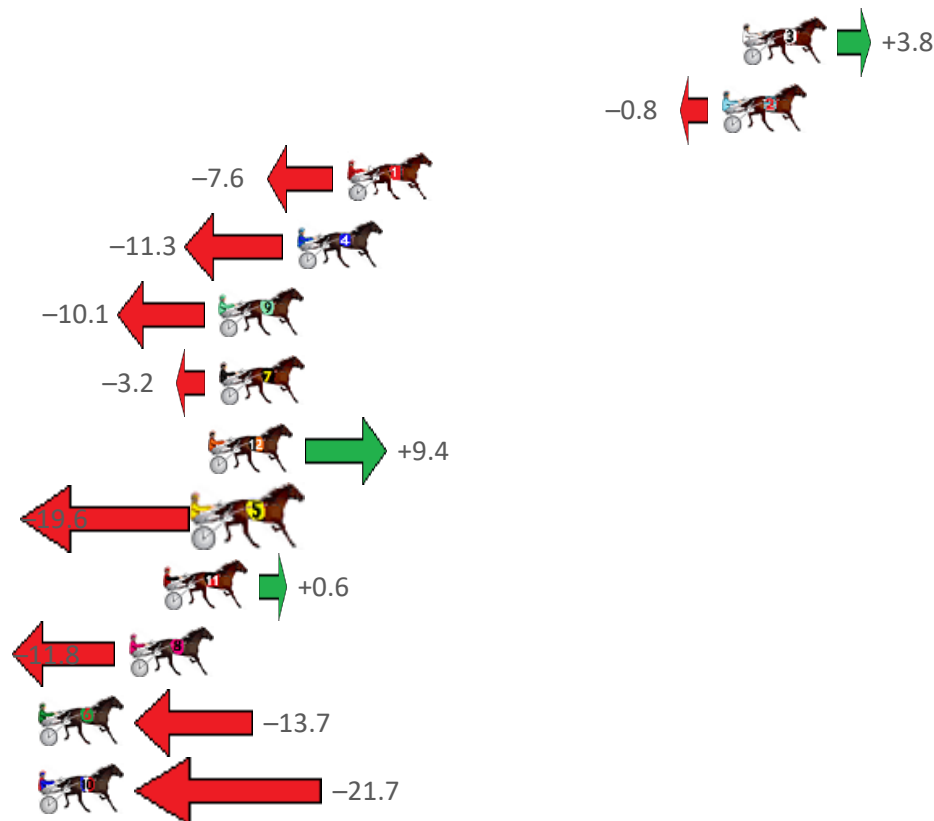
Pinjarra Race 1 Distance 2185m

Monday, 28 August 2023

Gross Time: 2:45.10 MileRate: 2:01.60 LeadTime: 43.20s First Qtr: 32.50s Second Qtr: 30.70s Third Qtr: 30.00s Fourth Qtr: 28.70s

NoHorse	Plc	Mar	800 Posi	400 Posi	Time	3rd Qtr	4th Qtr
3 MARENGO BAY	1	0.0m	3.8m (0)	4.1m (0)	2:45.10	30.02s	28.40s
2 SCOOTIN AROUND	2	0.8m	0.0m (0)	0.0m (0)	2:45.16	30.00s	28.76s
1 LUCKY CHARM	3	15.7m	8.1m (0)	8.5m (0)	2:46.28	30.02s	29.26s
4 ABUNDANCE	4	17.7m	6.4m (1)	3.6m (2)	2:46.43	29.78s	29.77s
9 ELISH STAR	5	20.8m	10.7m (1)	6.3m (1)	2:46.67	29.66s	29.81s
7 CHICAGO H	6	20.8m	17.6m (2)	8.0m (2)	2:46.67	29.27s	29.69s
12 ALDEBARAN SUND0	7	21.2m	30.6m (0)	20.3m (1)	2:46.70	29.20s	28.82s
5 SKY EAGLE	8	21.4m	1.8m (1)	1.7m (1)	2:46.71	29.98s	30.19s
11 STAY FOCUSED	9	23.0m	23.6m (1)	13.2m (2)	2:46.83	29.20s	29.47s
8 ONE OVER DA SON	10	24.4m	12.6m (0)	12.6m (0)	2:46.94	29.98s	29.62s
6 MAJESTIC DREAM	11	28.9m	15.2m (1)	13.7m (1)	2:47.28	29.86s	29.88s
10 ONE BID BUYS	12	38.3m	16.6m (0)	17.0m (0)	2:47.99	30.00s	30.35s

Finish Position and metres gained from 800m



PJ Harness Analyser

Sectional Analysis Software - Not just a formguide!

www.facebook.com/PJHarnessRacing



RISE Digital, Harness Racing Australia nor the provider accepts any responsibility for the completeness or accuracy of any of the information contained herein, and makes no representations about its suitability for any particular purpose. Users should make their own judgements about those matters and/or seek independent advice. You assume all risks associated with use of data provided on this page

Pinjarra Race 2 Distance 1684m

Monday, 28 August 2023

Gross Time: 2:00.90 MileRate: 1:55.50 LeadTime: 5.00s First Qtr: 29.10s Second Qtr: 28.70s Third Qtr: 29.00s Fourth Qtr: 29.10s

NoHorse	Plc	Mar	800 Posi	400 Posi	Time	3rd Qtr	4th Qtr
1 BILLYJAMES	1	0.0m	0.0m (0)	0.0m (0)	2:00.90	29.00s	29.10s

Finish Position and metres gained from 800m



0.0

7 KOPPER KOTE 2 13.4m 3.9m (1) 7.8m (1) 2:01.92 29.28s 29.56s

-9.5



9 CONSTELLATIONJEW 3 21.8m 8.7m (0) 11.1m (0) 2:02.56 29.18s 29.96s

-13.1



8 KRIPKE 4 24.8m 4.2m (0) 5.3m (0) 2:02.79 29.08s 30.61s

-20.6



2 CUTTING ROSES 5 28.3m 14.3m (0) 17.2m (0) 2:03.06 29.22s 30.02s

-14.0



5 LUCY HELEN 6 38.0m 20.1m (1) 21.6m (1) 2:03.80 29.12s 30.44s

-17.9



6 STAR OF KAOS 7 38.0m 19.4m (0) 22.2m (0) 2:03.80 29.22s 30.40s

-18.6



3 THINGS CHANGE 8 43.2m 14.2m (1) 14.4m (2) 2:04.20 29.02s 31.36s

-29.0



4 VERDANSK QUEEN 9 166.4m 9.5m (1) 15.0m (1) 2:13.60 29.40s 40.72s

-156.



PJ Harness Analyser

Sectional Analysis Software - Not just a formguide!

www.facebook.com/PJHarnessRacing



RISE Digital, Harness Racing Australia nor the provider accepts any responsibility for the completeness or accuracy of any of the information contained herein, and makes no representations about its suitability for any particular purpose. Users should make their own judgements about those matters and/or seek independent advice. You assume all risks associated with use of data provided on this page

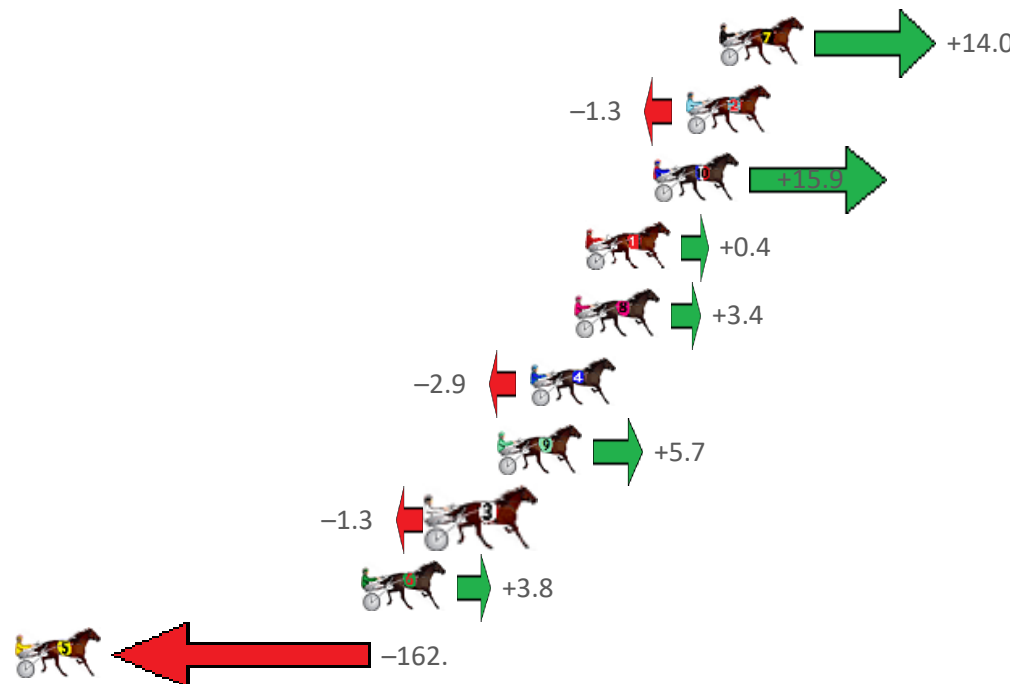
Pinjarra Race 3 Distance 1684m

Monday, 28 August 2023

Gross Time: 2:00.90 MileRate: 1:55.50 LeadTime: 4.70s First Qtr: 29.70s Second Qtr: 29.50s Third Qtr: 28.20s Fourth Qtr: 28.80s

NoHorse	Plc	Mar	800 Posi	400 Posi	Time	3rd Qtr	4th Qtr
7 IDEAL MUSCLE	1	0.0m	14.0m (0)	12.9m (0)	2:00.90	28.13s	27.89s
2 ARMA BELIEVER	2	1.3m	0.0m (0)	0.0m (0)	2:01.00	28.20s	28.90s
10 OFF THE CHARTS	3	2.6m	18.5m (1)	15.7m (2)	2:01.10	28.01s	27.89s
1 BROUGHT TO LIGHT	4	5.3m	5.7m (1)	2.7m (1)	2:01.30	27.99s	29.01s
8 ON THE BACK FOOT	5	5.7m	9.1m (0)	8.3m (0)	2:01.33	28.15s	28.64s
4 OPAL HUNTER	6	7.5m	4.6m (0)	3.5m (0)	2:01.47	28.13s	29.12s
9 DEL BOCAVISTA BAY	7	8.8m	14.5m (1)	12.0m (2)	2:01.57	28.03s	28.62s
3 THE MASKED CRUSA	8	11.2m	9.9m (1)	8.3m (1)	2:01.75	28.09s	29.06s
6 ARIONROCK	9	14.2m	18.0m (0)	18.2m (0)	2:01.97	28.23s	28.58s
5 TEMPT THE STARS	10	386.4m	224.1m (0)	257.2m (0)	2:30.11	30.71s	39.79s

Finish Position and metres gained from 800m



PJ Harness Analyser

Sectional Analysis Software – Not just a formguide!

www.facebook.com/PJHarnessRacing



RISE Digital, Harness Racing Australia nor the provider accepts any responsibility for the completeness or accuracy of any of the information contained herein, and makes no representations about its suitability for any particular purpose. Users should make their own judgements about those matters and/or seek independent advice. You assume all risks associated with use of data provided on this page

Pinjarra Race 4 Distance 2185m

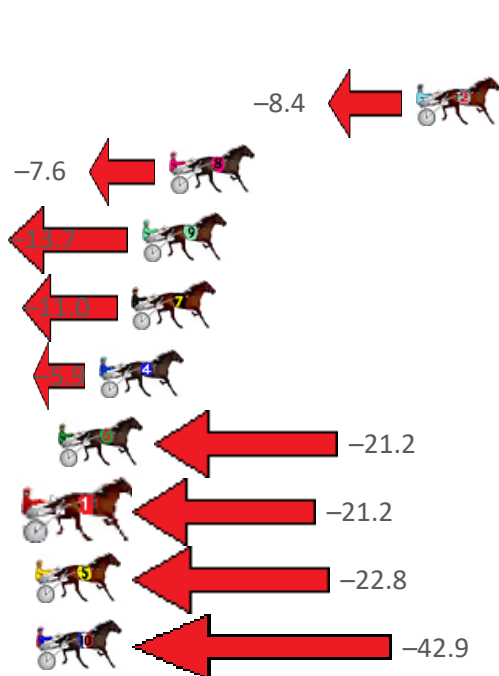
Monday, 28 August 2023

Gross Time: 2:40.90 MileRate: 1:58.50 LeadTime: 43.20s First Qtr: 31.50s Second Qtr: 29.90s Third Qtr: 28.60s Fourth Qtr: 27.70s

NoHorse	Plc	Mar	800 Posi	400 Posi	Time	3rd Qtr	4th Qtr
---------	-----	-----	----------	----------	------	---------	---------

3 BLAMEITONTHENIG	1	0.0m	0.0m (0)	0.0m (0)	2:40.90	28.60s	27.70s
2 ELEPHANT ROCK	2	12.9m	4.5m (0)	4.6m (0)	2:41.84	28.60s	28.32s
8 THE BEAUDSTER	3	22.7m	15.1m (1)	16.6m (1)	2:42.55	28.68s	28.19s
9 SUNPATRA	4	23.8m	10.1m (1)	11.7m (1)	2:42.63	28.70s	28.61s
7 ART REVIVAL	5	24.2m	13.2m (0)	13.7m (0)	2:42.66	28.62s	28.50s
4 STAPLETON	6	25.5m	19.6m (1)	17.2m (2)	2:42.76	28.40s	28.36s
6 THE MIGHTY WARRI	7	27.1m	5.9m (1)	7.2m (1)	2:42.87	28.68s	29.17s
1 DEVILS COURAGE	8	29.9m	8.7m (0)	8.9m (0)	2:43.08	28.60s	29.26s
5 JUST ROC	9	36.2m	13.4m (2)	13.4m (3)	2:43.54	28.59s	29.40s
10 CHASING HILL	10	52.1m	9.2m (2)	11.7m (2)	2:44.70	28.77s	30.68s

Finish Position and metres gained from 800m



PJ Harness Analyser

Sectional Analysis Software – Not just a formguide!

www.facebook.com/PJHarnessRacing



RISE Digital, Harness Racing Australia nor the provider accepts any responsibility for the completeness or accuracy of any of the information contained herein, and makes no representations about its suitability for any particular purpose. Users should make their own judgements about those matters and/or seek independent advice. You assume all risks associated with use of data provided on this page


Pinjarra Race 5 Distance 2185m

Monday, 28 August 2023

Gross Time: 2:42.70 MileRate: 1:59.80 LeadTime: 42.40s First Qtr: 31.80s Second Qtr: 30.70s Third Qtr: 28.60s Fourth Qtr: 29.20s

NoHorse	Plc	Mar	800 Posi	400 Posi	Time	3rd Qtr	4th Qtr
11 ALL ABOUT RILEY	1	0.0m	13.4m (2)	7.2m (2)	2:42.70	28.17s	28.68s
9 SHES LUSH	2	0.2m	9.2m (2)	2.2m (2)	2:42.72	28.11s	29.06s
3 TILLY SWIFT	3	1.2m	0.0m (0)	0.0m (0)	2:42.79	28.60s	29.29s
5 YANKEEDELIGHT	4	1.4m	3.6m (1)	0.8m (1)	2:42.81	28.40s	29.25s
1 IDEAL IVANA	5	4.6m	9.0m (0)	9.2m (0)	2:43.05	28.62s	28.89s
6 COURAGE OF LOMB	6	5.5m	4.5m (0)	5.0m (0)	2:43.12	28.64s	29.26s
8 LOVE ME DOO	7	7.6m	13.8m (0)	13.4m (0)	2:43.28	28.58s	28.82s
4 ROSIES LAST ATTACK	8	9.7m	8.1m (1)	6.4m (1)	2:43.44	28.48s	29.48s
2 NYARNYEE NAVAJO	9	13.3m	12.6m (1)	11.4m (1)	2:43.72	28.52s	29.40s
12 CHICA VALIENTE	10	14.6m	18.1m (1)	11.4m (2)	2:43.82	28.13s	29.50s
7 BABYSGOTBLUEYES	11	14.9m	22.2m (0)	21.2m (1)	2:43.84	28.54s	28.82s
10 LIL DELIGHT	12	16.0m	17.7m (0)	17.5m (0)	2:43.93	28.60s	29.17s

Finish Position and metres gained from 800m



PJ Harness Analyser

Sectional Analysis Software - Not just a formguide!

www.facebook.com/PJHarnessRacing



RISE Digital, Harness Racing Australia nor the provider accepts any responsibility for the completeness or accuracy of any of the information contained herein, and makes no representations about its suitability for any particular purpose. Users should make their own judgements about those matters and/or seek independent advice. You assume all risks associated with use of data provided on this page

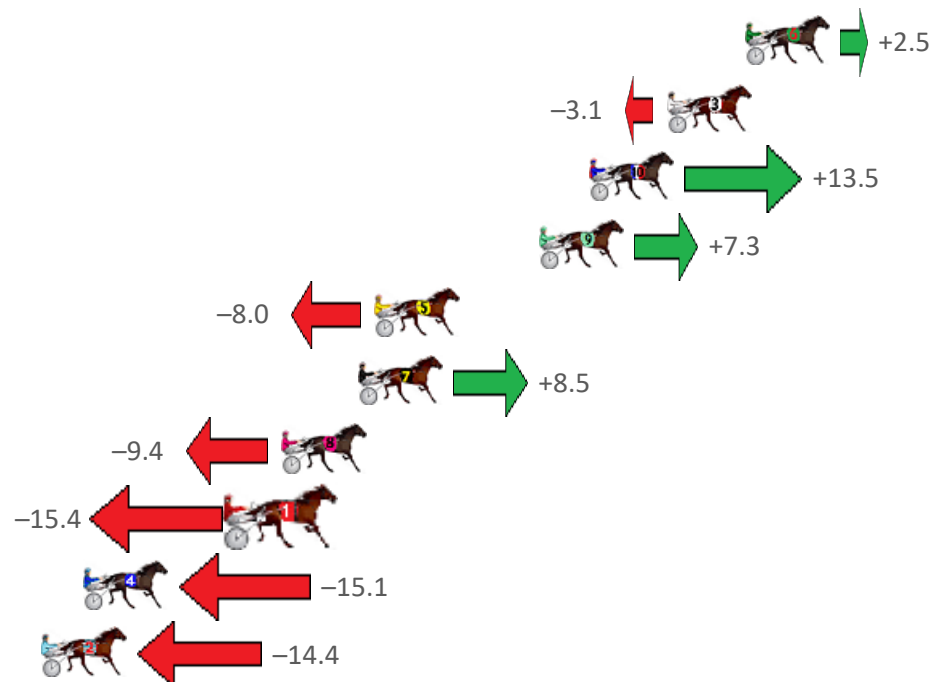
Pinjarra Race 6 Distance 2185m

Monday, 28 August 2023

Gross Time: 2:40.00 MileRate: 1:57.90 LeadTime: 42.20s First Qtr: 30.90s Second Qtr: 30.70s Third Qtr: 28.50s Fourth Qtr: 27.70s

NoHorse	Plc	Mar	800 Posi	400 Posi	Time	3rd Qtr	4th Qtr
6 LOUIE DIOR	1	0.0m	2.5m (1)	1.2m (1)	2:40.00	28.40s	27.62s
3 DOURADO	2	3.1m	0.0m (0)	0.0m (0)	2:40.23	28.50s	27.93s
10 MIKIS BEACH	3	6.2m	19.7m (1)	16.0m (2)	2:40.45	28.22s	27.03s
9 TANTABIDDI	4	8.2m	15.5m (1)	12.0m (2)	2:40.60	28.24s	27.46s
5 BARBADOS	5	14.7m	6.7m (1)	7.2m (1)	2:41.07	28.52s	28.27s
7 TOMMY CARTA	6	15.4m	23.9m (1)	20.6m (1)	2:41.12	28.24s	27.38s
8 MISTER LINTON	7	18.4m	9.0m (0)	9.6m (0)	2:41.34	28.53s	28.37s
1 QUIGGLEY	8	20.2m	4.8m (0)	5.4m (0)	2:41.47	28.54s	28.79s
4 LUKES MISTAKE	9	26.3m	11.2m (1)	12.0m (1)	2:41.92	28.54s	28.78s
2 REDDY TO FLY	10	28.0m	13.6m (0)	15.5m (0)	2:42.04	28.62s	28.66s

Finish Position and metres gained from 800m



PJ Harness Analyser

Sectional Analysis Software - Not just a formguide!

www.facebook.com/PJHarnessRacing



RISE Digital, Harness Racing Australia nor the provider accepts any responsibility for the completeness or accuracy of any of the information contained herein, and makes no representations about its suitability for any particular purpose. Users should make their own judgements about those matters and/or seek independent advice. You assume all risks associated with use of data provided on this page

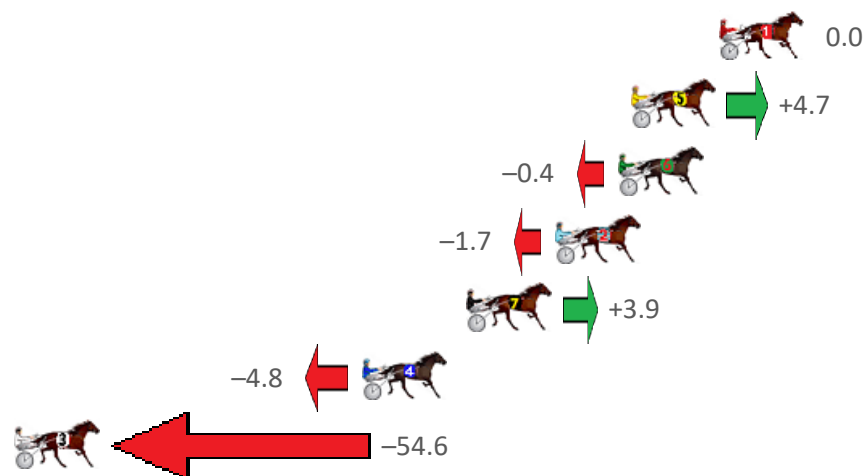
Pinjarra Race 7 Distance 2185m

Monday, 28 August 2023

Gross Time: 2:41.30 MileRate: 1:58.80 LeadTime: 42.90s First Qtr: 32.50s Second Qtr: 30.10s Third Qtr: 28.30s Fourth Qtr: 27.50s

NoHorse	Plc	Mar	800 Posi	400 Posi	Time	3rd Qtr	4th Qtr
1 SOHO SANTORINI	1	0.0m	0.0m (0)	0.0m (0)	2:41.30	28.30s	27.50s
5 ROCKET CITY	2	3.5m	8.2m (1)	6.9m (1)	2:41.55	28.20s	27.27s
6 LUCCA	3	4.0m	3.6m (1)	2.6m (1)	2:41.59	28.22s	27.61s
2 FRANKIE J HOLDEN	4	6.5m	4.8m (0)	4.3m (0)	2:41.77	28.26s	27.67s
7 LONGREACH BAY	5	10.0m	13.9m (0)	13.3m (0)	2:42.02	28.24s	27.30s
4 BATTLESCARD	6	14.2m	9.4m (0)	8.7m (0)	2:42.33	28.24s	27.93s
3 BITOFDUTCHCOURA	7	67.9m	13.3m (1)	17.3m (1)	2:46.21	28.56s	31.21s

Finish Position and metres gained from 800m







Harness Analyser

Sectional Analysis Software – Not just a formguide!

www.facebook.com/PJHarnessRacing



RISE Digital, Harness Racing Australia nor the provider accepts any responsibility for the completeness or accuracy of any of the information contained herein, and makes no representations about its suitability for any particular purpose. Users should make their own judgements about those matters and/or seek independent advice. You assume all risks associated with use of data provided on this page

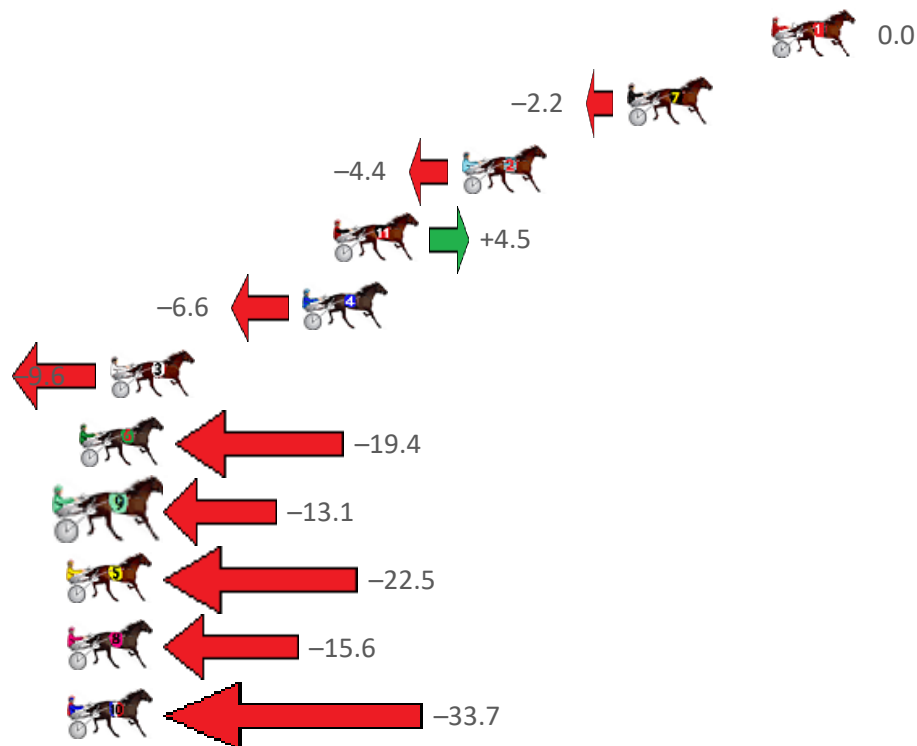
Pinjarra Race 8 Distance 2116m

Monday, 28 August 2023

Gross Time: 2:37.60 MileRate: 1:59.90 LeadTime: 39.40s First Qtr: 31.30s Second Qtr: 29.10s Third Qtr: 29.60s Fourth Qtr: 28.20s

NoHorse	Plc	Mar	800 Posi	400 Posi	Time	3rd Qtr	4th Qtr
1 MY LITTLE BIG MAN	1	0.0m	0.0m (0)	0.0m (0)	2:37.60	29.60s	28.20s
7 HESACHARMER	2	5.7m	3.5m (0)	4.5m (0)	2:38.02	29.67s	28.30s
2 KEEGAN BANNER	3	12.3m	7.9m (0)	8.9m (0)	2:38.51	29.67s	28.47s
11 TUMBLIN DICE	4	17.4m	21.9m (1)	21.7m (2)	2:38.89	29.57s	27.93s
4 COHLIN	5	18.6m	12.0m (0)	12.8m (0)	2:38.98	29.65s	28.66s
3 ISAIDBOO	6	26.3m	16.7m (0)	17.3m (0)	2:39.55	29.63s	28.91s
6 SKIPPYS DELIGHT	7	27.5m	8.1m (1)	8.9m (1)	2:39.64	29.65s	29.60s
9 IDEAL SECRET	8	30.9m	17.8m (1)	18.4m (1)	2:39.89	29.63s	29.17s
5 BONSTAR	9	35.6m	13.1m (1)	13.9m (2)	2:40.24	29.65s	29.84s
8 THE BATMOBILE	10	37.3m	21.7m (0)	21.7m (0)	2:40.36	29.59s	29.40s
10 DIAMOND DAZE	11	37.9m	4.2m (1)	13.1m (1)	2:40.41	30.23s	30.07s

Finish Position and metres gained from 800m



PJ Harness Analyser

Sectional Analysis Software - Not just a formguide!

www.facebook.com/PJHarnessRacing



RISE Digital, Harness Racing Australia nor the provider accepts any responsibility for the completeness or accuracy of any of the information contained herein, and makes no representations about its suitability for any particular purpose. Users should make their own judgements about those matters and/or seek independent advice. You assume all risks associated with use of data provided on this page

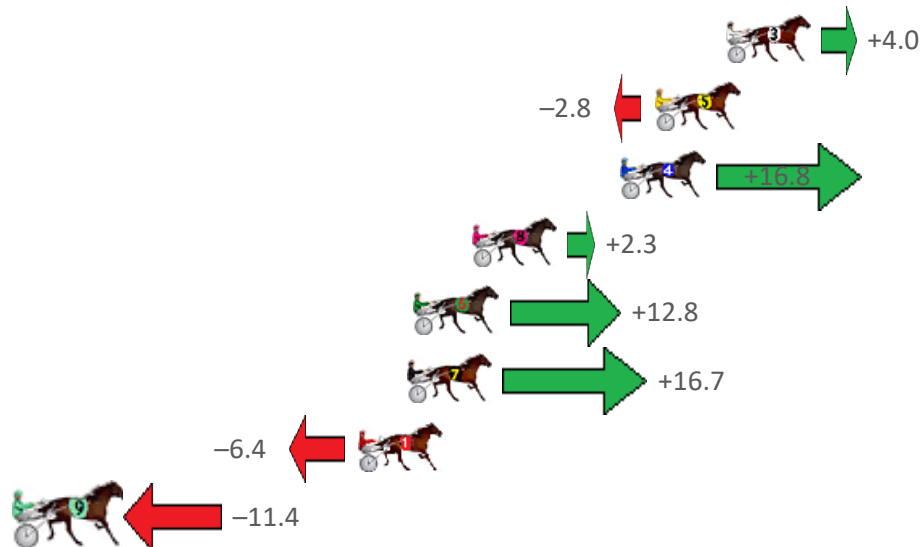
Pinjarra Race 9 Distance 2185m

Monday, 28 August 2023

Gross Time: 2:42.00 MileRate: 1:59.30 LeadTime: 42.80s First Qtr: 32.40s Second Qtr: 29.00s Third Qtr: 29.00s Fourth Qtr: 28.80s

NoHorse	Plc	Mar	800 Posi	400 Posi	Time	3rd Qtr	4th Qtr
3 ELSAMAY	1	0.0m	4.0m (0)	4.0m (0)	2:42.00	29.00s	28.51s
5 ZEPHYRA	2	2.8m	0.0m (0)	0.0m (0)	2:42.21	29.00s	29.00s
4 ICY WINDS	3	4.2m	21.0m (0)	20.2m (1)	2:42.32	28.94s	27.65s
8 DOCTOR CATHERINE	4	10.1m	12.4m (0)	12.2m (1)	2:42.76	28.99s	28.65s
6 DOVE CRY	5	12.4m	25.2m (0)	16.2m (1)	2:42.94	28.35s	28.53s
7 REBLINE	6	12.7m	29.4m (0)	21.8m (2)	2:42.96	28.45s	28.15s
1 LILLY LAGUNA	7	14.6m	8.2m (0)	9.2m (0)	2:43.10	29.07s	29.19s
9 SUNNIE BEACH	8	27.8m	16.4m (0)	18.8m (0)	2:44.10	29.17s	29.44s

Finish Position and metres gained from 800m



PJ Harness Analyser

Sectional Analysis Software - Not just a formguide!

www.facebook.com/PJHarnessRacing



RISE Digital, Harness Racing Australia nor the provider accepts any responsibility for the completeness or accuracy of any of the information contained herein, and makes no representations about its suitability for any particular purpose. Users should make their own judgements about those matters and/or seek independent advice. You assume all risks associated with use of data provided on this page