

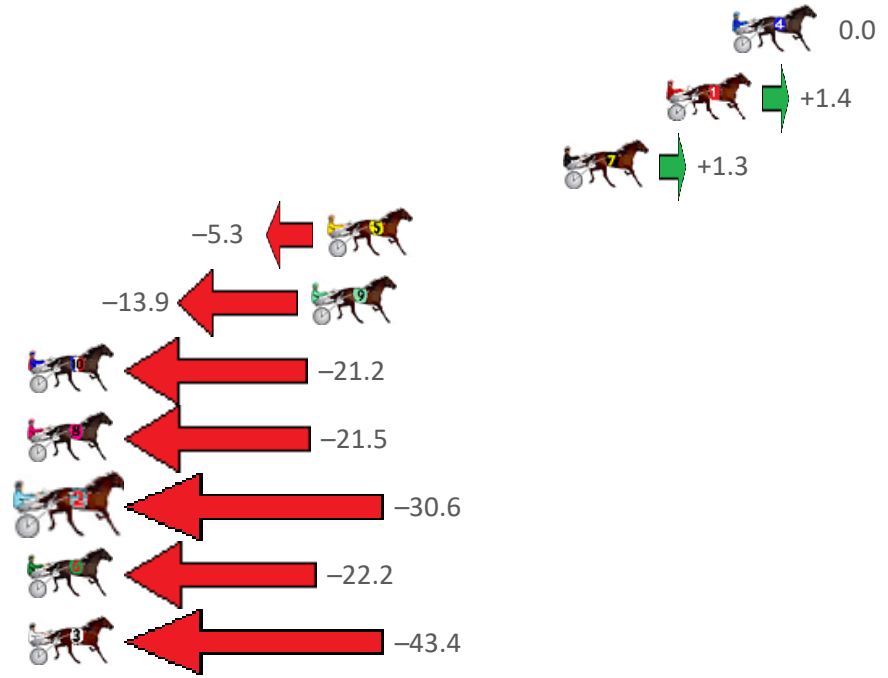
Central Wheatbelt Race 1 Distance 2130m

Sunday, 10 September 2023

Gross Time: 2:41.10 MileRate: 2:01.80 LeadTime: 40.10s First Qtr: 32.40s Second Qtr: 31.30s Third Qtr: 29.10s Fourth Qtr: 28.20s

| NoHorse | Plc | Mar | 800 Posi | 400 Posi | Time | 3rd Qtr | 4th Qtr |
|------------------|-----|-------|-----------|-----------|---------|---------|---------|
| 4 TANTABIDDI | 1 | 0.0m | 0.0m (0) | 0.0m (0) | 2:41.10 | 29.10s | 28.20s |
| 1 FLASHING ARK | 2 | 2.6m | 4.0m (0) | 4.4m (0) | 2:41.29 | 29.13s | 28.07s |
| 7 ELLUCIFER | 3 | 6.7m | 8.0m (0) | 8.6m (0) | 2:41.60 | 29.14s | 28.07s |
| 5 ARKAMARA STAR | 4 | 16.1m | 10.8m (1) | 8.2m (2) | 2:42.29 | 28.92s | 28.75s |
| 9 SANFORD BART | 5 | 16.7m | 2.8m (1) | 4.0m (1) | 2:42.34 | 29.20s | 29.09s |
| 10 HOOAH | 6 | 33.2m | 12.0m (0) | 13.4m (1) | 2:43.56 | 29.22s | 29.59s |
| 8 ROAD STAR | 7 | 36.7m | 15.2m (1) | 16.8m (2) | 2:43.82 | 29.24s | 29.60s |
| 2 SHES A DACTYL | 8 | 37.4m | 6.8m (1) | 8.2m (1) | 2:43.87 | 29.23s | 30.25s |
| 6 JACKY DARLING | 9 | 42.6m | 20.4m (1) | 25.6m (0) | 2:44.26 | 29.49s | 29.39s |
| 3 TWOHEARTONEDIA | 10 | 60.2m | 16.8m (0) | 20.0m (0) | 2:45.56 | 29.37s | 31.02s |

Finish Position and metres gained from 800m





PJ Harness Analyser

Sectional Analysis Software - Not just a formguide!

www.facebook.com/PJHarnessRacing



RISE Digital, Harness Racing Australia nor the provider accepts any responsibility for the completeness or accuracy of any of the information contained herein, and makes no representations about its suitability for any particular purpose. Users should make their own judgements about those matters and/or seek independent advice. You assume all risks associated with use of data provided on this page

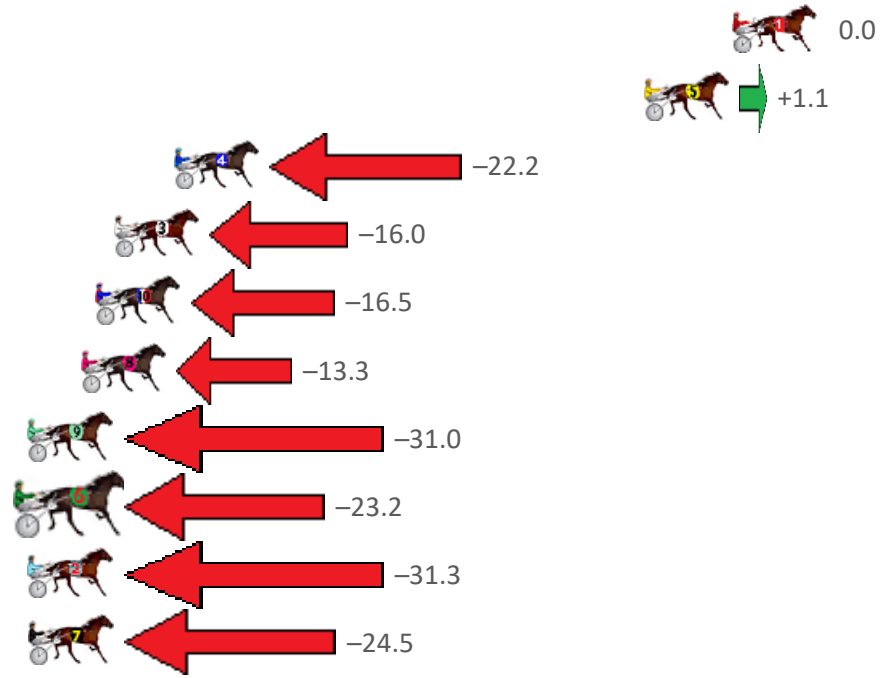
Central Wheatbelt Race 2 Distance 2130m

Sunday, 10 September 2023

Gross Time: 2:40.60 MileRate: 2:01.30 LeadTime: 38.20s First Qtr: 31.10s Second Qtr: 32.20s Third Qtr: 29.00s Fourth Qtr: 30.10s

| NoHorse | Plc | Mar | 800 Posi | 400 Posi | Time | 3rd Qtr | 4th Qtr |
|--------------------|-----|-------|-----------|-----------|---------|---------|---------|
| 1 BATAVIA BOB | 1 | 0.0m | 0.0m (0) | 0.0m (0) | 2:40.60 | 29.00s | 30.10s |
| 5 BREACAT | 2 | 3.5m | 4.6m (0) | 4.2m (0) | 2:40.88 | 28.97s | 30.05s |
| 4 RISING SPIRIT | 3 | 22.2m | 0.0m (1) | 3.2m (1) | 2:42.35 | 29.21s | 31.52s |
| 3 MUMMAS LITTLE ST | 4 | 24.6m | 8.6m (0) | 9.6m (0) | 2:42.54 | 29.05s | 31.22s |
| 10 SAVE THIS DANCE | 5 | 25.3m | 8.8m (1) | 7.4m (1) | 2:42.59 | 28.87s | 31.44s |
| 8 FIRST AIRBORNE | 6 | 25.9m | 12.6m (0) | 10.8m (2) | 2:42.64 | 28.85s | 31.23s |
| 9 BETTOR LOOK | 7 | 36.0m | 5.0m (1) | 11.4m (1) | 2:43.44 | 29.44s | 31.94s |
| 6 JUSTFOLLOWMEHO | 8 | 36.4m | 13.2m (1) | 17.6m (1) | 2:43.47 | 29.30s | 31.51s |
| 2 SHADRACH | 9 | 48.1m | 16.8m (0) | 20.6m (0) | 2:44.39 | 29.24s | 32.16s |
| 7 IMMACHULATE | 10 | 60.5m | 36.0m (0) | 45.0m (0) | 2:45.37 | 29.64s | 31.26s |

Finish Position and metres gained from 800m



PJ Harness Analyser

Sectional Analysis Software - Not just a formguide!

www.facebook.com/PJHarnessRacing

RISE Digital, Harness Racing Australia nor the provider accepts any responsibility for the completeness or accuracy of any of the information contained herein, and makes no representations about its suitability for any particular purpose. Users should make their own judgements about those matters and/or seek independent advice. You assume all risks associated with use of data provided on this page

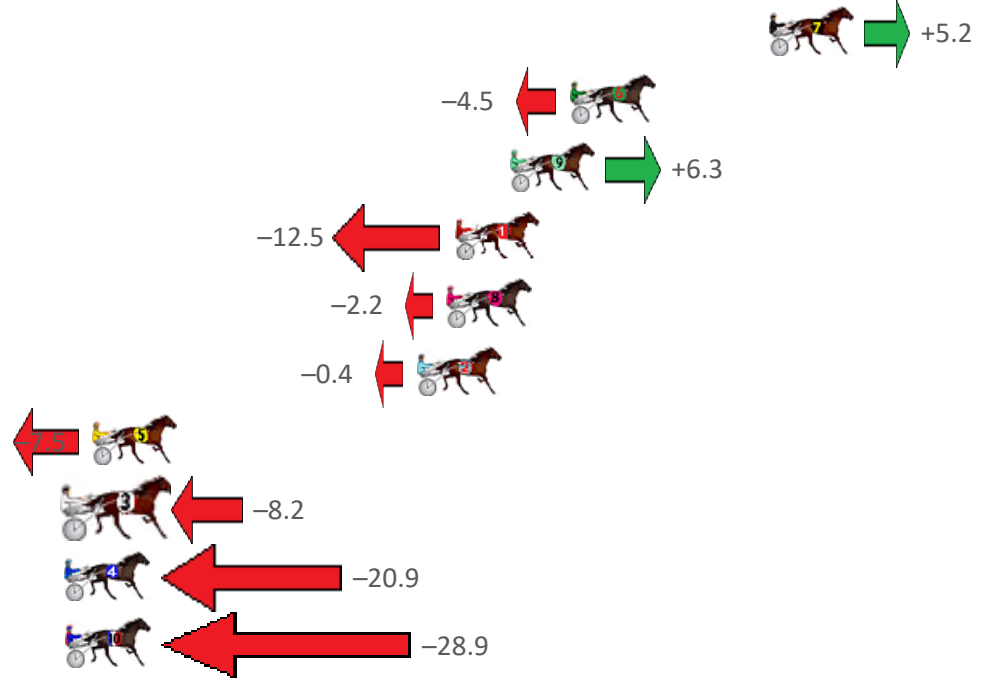
Central Wheatbelt Race 3 Distance 1730m

Sunday, 10 September 2023

Gross Time: 2:11.40 MileRate: 2:02.30 LeadTime: 9.40s First Qtr: 30.90s Second Qtr: 32.00s Third Qtr: 29.00s Fourth Qtr: 30.10s

| NoHorse | Plc | Mar | 800 Posi | 400 Posi | Time | 3rd Qtr | 4th Qtr |
|---------------------|-----|-------|-----------|-----------|---------|---------|---------|
| 7 MADDY MADDY | 1 | 0.0m | 5.2m (0) | 4.6m (1) | 2:11.40 | 28.96s | 29.76s |
| 6 BAZZA MAC | 2 | 7.9m | 3.4m (1) | 0.0m (1) | 2:12.02 | 28.74s | 30.69s |
| 9 CRACKA TINNY | 3 | 10.3m | 16.6m (2) | 0.8m (2) | 2:12.21 | 27.83s | 30.81s |
| 1 BATAVIA BLACKHOLE | 4 | 12.5m | 0.0m (0) | 1.2m (0) | 2:12.39 | 29.07s | 30.95s |
| 8 RUSINOL | 5 | 12.8m | 10.6m (0) | 9.2m (0) | 2:12.41 | 28.89s | 30.37s |
| 2 BATAVIA PLAYBOY | 6 | 14.0m | 13.6m (1) | 11.8m (2) | 2:12.50 | 28.86s | 30.26s |
| 5 WHERESTHETOWRO | 7 | 26.9m | 19.4m (0) | 18.2m (0) | 2:13.52 | 28.90s | 30.75s |
| 3 SPORTS CENTRAL | 8 | 27.6m | 19.4m (1) | 17.4m (2) | 2:13.58 | 28.84s | 30.86s |
| 4 SHES A LUCKY PENN | 9 | 29.5m | 8.6m (1) | 7.2m (2) | 2:13.73 | 28.87s | 31.77s |
| 10 KRAKKA LIGHTNING | 10 | 44.1m | 15.2m (0) | 13.4m (1) | 2:14.88 | 28.83s | 32.40s |

Finish Position and metres gained from 800m



PJ Harness Analyser

Sectional Analysis Software - Not just a formguide!

www.facebook.com/PJHarnessRacing

RISE Digital, Harness Racing Australia nor the provider accepts any responsibility for the completeness or accuracy of any of the information contained herein, and makes no representations about its suitability for any particular purpose. Users should make their own judgements about those matters and/or seek independent advice. You assume all risks associated with use of data provided on this page


Central Wheatbelt Race 4 Distance 2130m

Sunday, 10 September 2023

Gross Time: 2:40.30 MileRate: 2:01.10 LeadTime: 38.90s First Qtr: 31.60s Second Qtr: 31.40s Third Qtr: 28.50s Fourth Qtr: 29.90s

| NoHorse | Plc | Mar | 800 Posi | 400 Posi | Time | 3rd Qtr | 4th Qtr |
|---------------------|-----|-------|-----------|-----------|---------|---------|---------|
| 2 TOMMY KRUZE | 1 | 0.0m | 0.2m (0) | 0.0m (0) | 2:40.30 | 28.49s | 29.90s |
| 9 PINK PARADE | 2 | 20.0m | 12.4m (2) | 14.6m (3) | 2:41.87 | 28.65s | 30.30s |
| 1 HOT CINDER | 3 | 22.0m | 5.4m (0) | 10.8m (0) | 2:42.02 | 28.87s | 30.73s |
| 7 BEALAWYER | 4 | 25.5m | 10.0m (0) | 14.6m (0) | 2:42.30 | 28.81s | 30.71s |
| 5 OUR GLOWING STAR | 5 | 26.8m | 18.4m (0) | 19.2m (0) | 2:42.40 | 28.54s | 30.46s |
| 6 DAZZLING JEWEL | 6 | 28.1m | 13.2m (1) | 15.6m (2) | 2:42.50 | 28.65s | 30.83s |
| 10 SANFORD HARRY | 7 | 30.3m | 14.2m (0) | 19.4m (2) | 2:42.67 | 28.86s | 30.71s |
| 8 GOTA GOOD WARH | 8 | 31.6m | 4.6m (1) | 15.4m (1) | 2:42.78 | 29.26s | 31.10s |
| 4 NAVAJO TRAILBLAZE | 9 | 41.7m | 0.0m (1) | 11.4m (1) | 2:43.57 | 29.27s | 32.15s |
| 3 OBSERVATION | 10 | 47.8m | 7.2m (2) | 11.6m (2) | 2:44.04 | 28.76s | 32.59s |

Finish Position and metres gained from 800m





PJ Harness Analyser

Sectional Analysis Software - Not just a formguide!

www.facebook.com/PJHarnessRacing



RISE Digital, Harness Racing Australia nor the provider accepts any responsibility for the completeness or accuracy of any of the information contained herein, and makes no representations about its suitability for any particular purpose. Users should make their own judgements about those matters and/or seek independent advice. You assume all risks associated with use of data provided on this page

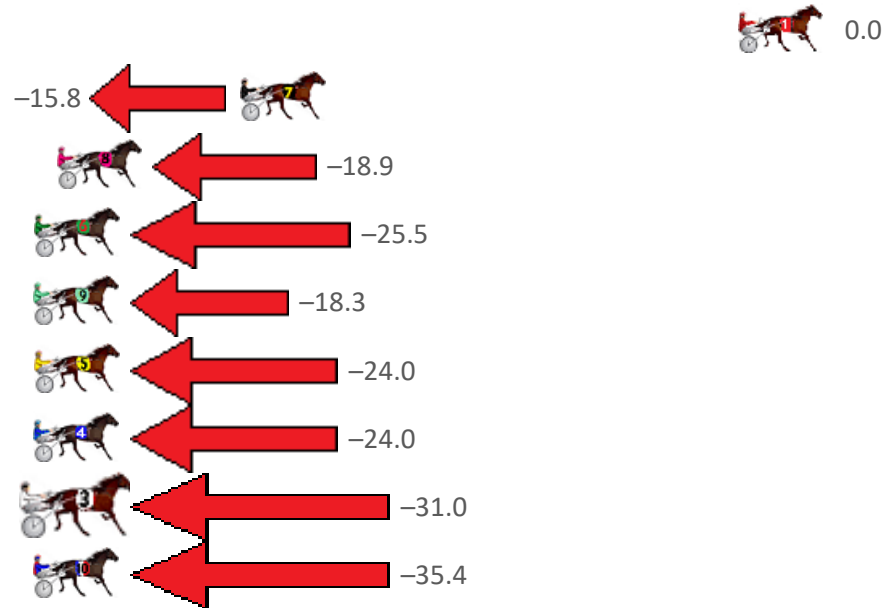
Central Wheatbelt Race 5 Distance 2130m

Sunday, 10 September 2023

Gross Time: 2:41.30 MileRate: 2:01.90 LeadTime: 40.60s First Qtr: 32.20s Second Qtr: 32.50s Third Qtr: 29.30s Fourth Qtr: 26.70s

| NoHorse | Plc | Mar | 800 Posi | 400 Posi | Time | 3rd Qtr | 4th Qtr |
|--------------------|-----|-------|-----------|-----------|---------|---------|---------|
| 1 EL CASANOVA | 1 | 0.0m | 0.0m (0) | 0.0m (0) | 2:41.30 | 29.30s | 26.70s |
| 7 HIGHLY FLAMMABLE | 2 | 19.8m | 4.0m (0) | 4.6m (0) | 2:42.69 | 29.39s | 27.71s |
| 8 THE RIGHTEOUS | 3 | 27.1m | 8.2m (0) | 10.2m (0) | 2:43.21 | 29.49s | 27.82s |
| 6 FEELING ACES | 4 | 28.5m | 3.0m (1) | 4.6m (1) | 2:43.31 | 29.49s | 28.29s |
| 9 TUX AND TAILS | 5 | 30.5m | 12.2m (0) | 14.2m (1) | 2:43.45 | 29.49s | 27.78s |
| 5 MISTA EDITORIAL | 6 | 31.0m | 7.0m (1) | 9.6m (1) | 2:43.48 | 29.55s | 28.12s |
| 4 GOODEALEHMADDIE | 7 | 35.4m | 11.4m (1) | 3.0m (2) | 2:43.79 | 28.82s | 28.85s |
| 3 KEPTAIN COURAGEO | 8 | 46.4m | 15.4m (1) | 14.0m (2) | 2:44.57 | 29.31s | 28.85s |
| 10 CROWDED REACTOR | 9 | 54.2m | 18.8m (0) | 18.6m (0) | 2:45.11 | 29.40s | 29.06s |

Finish Position and metres gained from 800m





PJ Harness Analyser

Sectional Analysis Software - Not just a formguide!

www.facebook.com/PJHarnessRacing



RISE Digital, Harness Racing Australia nor the provider accepts any responsibility for the completeness or accuracy of any of the information contained herein, and makes no representations about its suitability for any particular purpose. Users should make their own judgements about those matters and/or seek independent advice. You assume all risks associated with use of data provided on this page

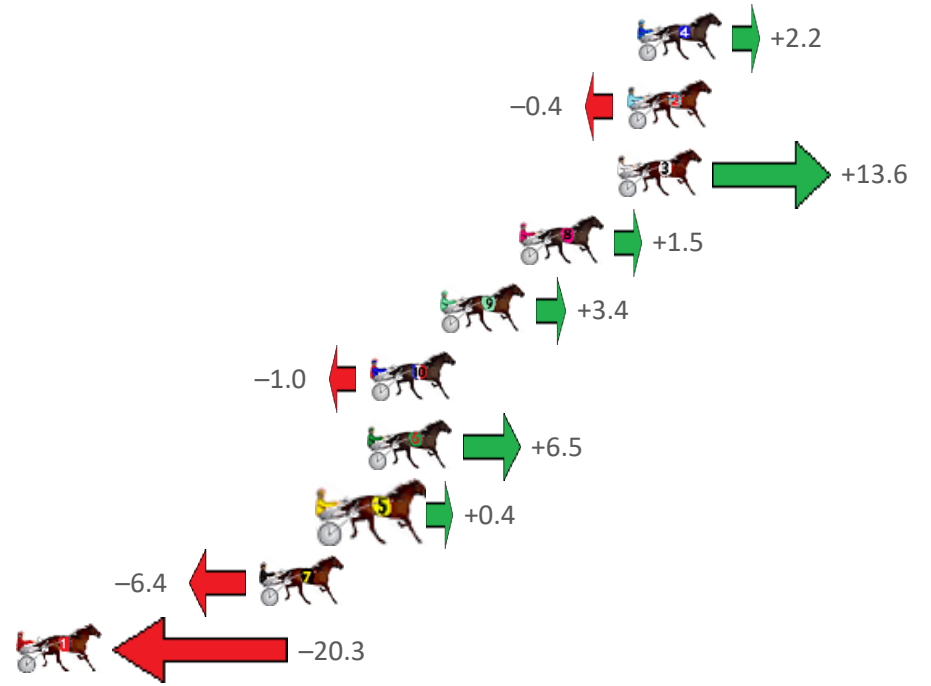
Central Wheatbelt Race 6 Distance 2130m

Sunday, 10 September 2023

Gross Time: 2:43.40 MileRate: 2:03.50 LeadTime: 39.00s First Qtr: 32.00s Second Qtr: 31.60s Third Qtr: 30.10s Fourth Qtr: 30.70s

| NoHorse | Plc | Mar | 800 Posi | 400 Posi | Time | 3rd Qtr | 4th Qtr |
|---------------------|-----|-------|-----------|-----------|---------|---------|---------|
| 4 BATAVIA STREAMLIN | 1 | 0.0m | 2.2m (1) | 4.6m (0) | 2:43.40 | 30.28s | 30.35s |
| 2 TRINITY BROMAC | 2 | 0.4m | 0.0m (0) | 0.0m (0) | 2:43.43 | 30.10s | 30.73s |
| 3 MISTER RIGGERS | 3 | 0.8m | 14.4m (2) | 9.6m (2) | 2:43.46 | 29.74s | 30.03s |
| 8 SILVER STAR LOMBO | 4 | 4.7m | 6.2m (1) | 9.0m (0) | 2:43.78 | 30.31s | 30.37s |
| 9 BOSTON BLUE CHIP | 5 | 7.8m | 11.2m (1) | 13.6m (1) | 2:44.03 | 30.29s | 30.26s |
| 10 ALTA MONTEL | 6 | 10.6m | 9.6m (2) | 7.8m (1) | 2:44.25 | 29.96s | 30.91s |
| 6 AMERICAN VOODOO | 7 | 10.7m | 17.2m (0) | 17.0m (0) | 2:44.26 | 30.09s | 30.22s |
| 5 VELVET SHADOW | 8 | 12.2m | 12.6m (0) | 33.0m (0) | 2:44.38 | 31.66s | 29.11s |
| 7 BOSTON ROB | 9 | 15.0m | 8.6m (0) | 36.0m (1) | 2:44.60 | 32.19s | 29.10s |
| 1 ABBEE BEE | 10 | 24.7m | 4.4m (0) | 23.4m (0) | 2:45.38 | 31.53s | 30.80s |

Finish Position and metres gained from 800m



PJ Harness Analyser

Sectional Analysis Software - Not just a formguide!

www.facebook.com/PJHarnessRacing

RISE Digital, Harness Racing Australia nor the provider accepts any responsibility for the completeness or accuracy of any of the information contained herein, and makes no representations about its suitability for any particular purpose. Users should make their own judgements about those matters and/or seek independent advice. You assume all risks associated with use of data provided on this page

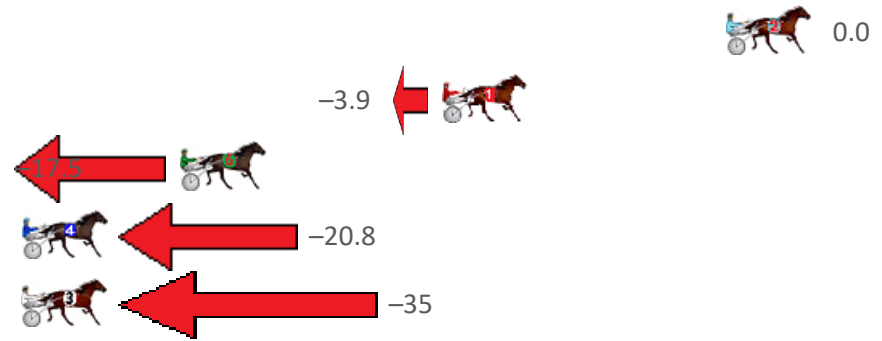
Central Wheatbelt Race 7 Distance 1730m

Sunday, 10 September 2023

Gross Time: 2:14.40 MileRate: 2:05.00 LeadTime: 9.90s First Qtr: 31.50s Second Qtr: 33.40s Third Qtr: 31.20s Fourth Qtr: 28.40s

| NoHorse | Plc | Mar | 800 Posi | 400 Posi | Time | 3rd Qtr | 4th Qtr |
|--------------------|-----|-------|----------|-----------|---------|---------|---------|
| 2 PETES HONOUR | 1 | 0.0m | 0.0m (0) | 0.0m (0) | 2:14.40 | 31.20s | 28.40s |
| 1 MAYBELLINE ROCKS | 2 | 11.3m | 7.4m (1) | 7.4m (1) | 2:15.24 | 31.21s | 28.68s |
| 6 BAY ROCK BOY | 3 | 21.7m | 4.2m (0) | 5.4m (0) | 2:16.02 | 31.35s | 29.55s |
| 4 SANFORD SHIRLEY | 4 | 29.0m | 8.2m (0) | 10.2m (0) | 2:16.56 | 31.41s | 29.73s |
| 3 LUNETTA | 5 | 36.5m | 1.6m (1) | 2.6m (1) | 2:17.12 | 31.39s | 30.79s |

Finish Position and metres gained from 800m





PJ Harness Analyser

Sectional Analysis Software - Not just a formguide!

www.facebook.com/PJHarnessRacing



RISE Digital, Harness Racing Australia nor the provider accepts any responsibility for the completeness or accuracy of any of the information contained herein, and makes no representations about its suitability for any particular purpose. Users should make their own judgements about those matters and/or seek independent advice. You assume all risks associated with use of data provided on this page