

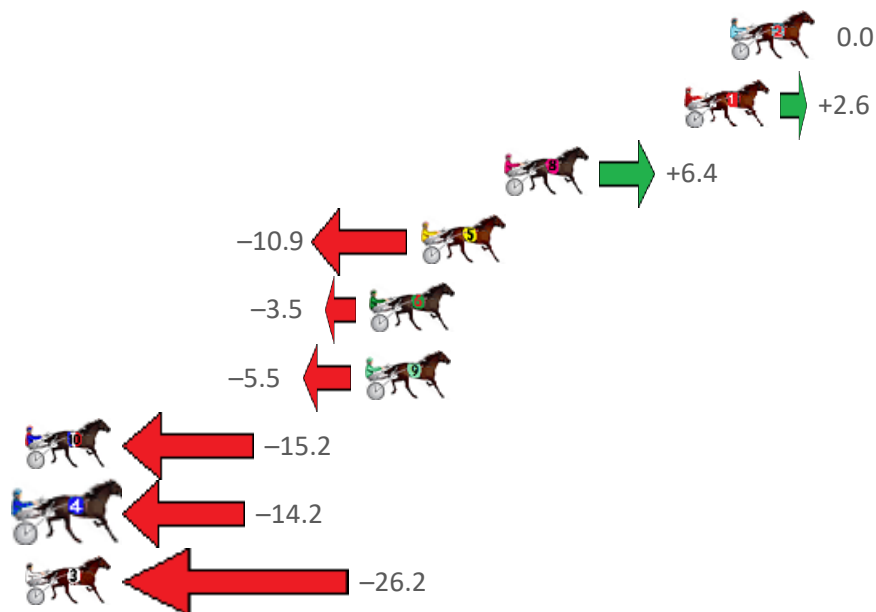
# Northam Race 1 Distance 2190m

Saturday, 2 September 2023

Gross Time: 2:44.40 MileRate: 2:00.80 LeadTime: 44.60s First Qtr: 31.60s Second Qtr: 30.70s Third Qtr: 29.20s Fourth Qtr: 28.30s

| NoHorse             | Plc | Mar   | 800 Posi  | 400 Posi  | Time    | 3rd Qtr | 4th Qtr |
|---------------------|-----|-------|-----------|-----------|---------|---------|---------|
| 2 DARK EYES         | 1   | 0.0m  | 0.0m (0)  | 0.0m (0)  | 2:44.40 | 29.20s  | 28.30s  |
| 1 QUINTON           | 2   | 1.8m  | 4.4m (0)  | 4.4m (0)  | 2:44.53 | 29.20s  | 28.12s  |
| 8 OPAL HUNTER       | 3   | 9.0m  | 15.4m (1) | 8.4m (3)  | 2:45.07 | 28.70s  | 28.34s  |
| 5 CHIEF COPY        | 4   | 12.3m | 1.4m (1)  | 3.4m (1)  | 2:45.31 | 29.35s  | 28.93s  |
| 6 DEL BOCAVISTA BAY | 5   | 14.3m | 10.8m (1) | 6.2m (2)  | 2:45.46 | 28.88s  | 28.87s  |
| 9 LOCH TAY          | 6   | 14.5m | 9.0m (0)  | 9.0m (0)  | 2:45.48 | 29.21s  | 28.69s  |
| 10 TEMPT THE STARS  | 7   | 28.2m | 13.0m (0) | 13.8m (0) | 2:46.50 | 29.27s  | 29.31s  |
| 4 PHILTHEJUG        | 8   | 31.2m | 17.0m (0) | 13.6m (2) | 2:46.72 | 28.98s  | 29.54s  |
| 3 PRIME MOVER       | 9   | 32.6m | 6.4m (1)  | 11.2m (1) | 2:46.82 | 29.57s  | 29.81s  |

## Finish Position and metres gained from 800m



# PJ Harness Analyser

Sectional Analysis Software - Not just a formguide!

[www.facebook.com/PJHarnessRacing](https://www.facebook.com/PJHarnessRacing)



RISE Digital, Harness Racing Australia nor the provider accepts any responsibility for the completeness or accuracy of any of the information contained herein, and makes no representations about its suitability for any particular purpose. Users should make their own judgements about those matters and/or seek independent advice. You assume all risks associated with use of data provided on this page

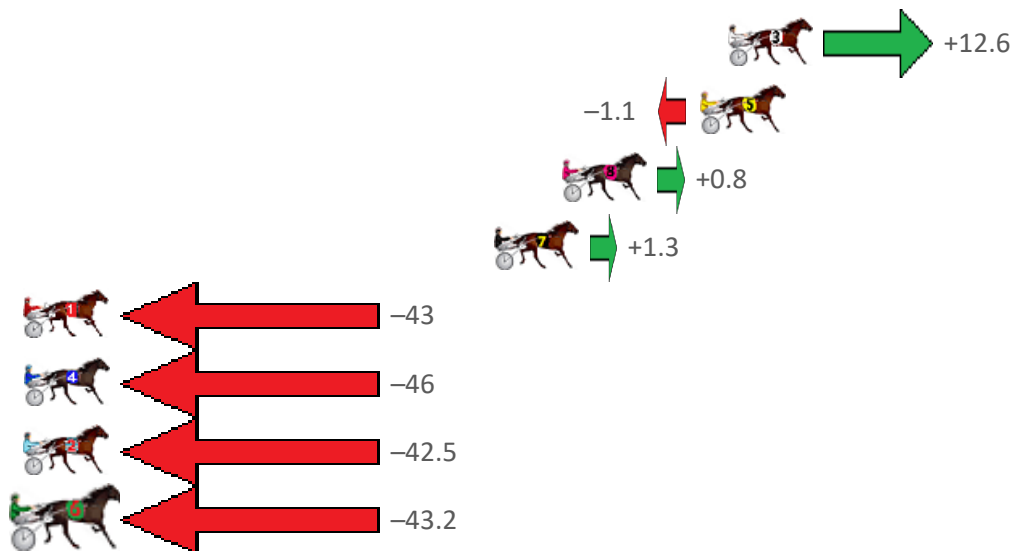
# Northam Race 2 Distance 2190m

Saturday, 2 September 2023

Gross Time: 2:42.80 MileRate: 1:59.60 LeadTime: 43.50s First Qtr: 31.00s Second Qtr: 29.60s Third Qtr: 28.50s Fourth Qtr: 30.20s

| NoHorse            | Plc | Mar   | 800 Posi  | 400 Posi  | Time    | 3rd Qtr | 4th Qtr |
|--------------------|-----|-------|-----------|-----------|---------|---------|---------|
| 3 STAPLETON        | 1   | 0.0m  | 12.6m (1) | 10.6m (2) | 2:42.80 | 28.38s  | 29.40s  |
| 5 ALLAGLOW         | 2   | 1.1m  | 0.0m (0)  | 0.0m (0)  | 2:42.89 | 28.50s  | 30.28s  |
| 8 FRISKY STYX      | 3   | 6.6m  | 7.4m (2)  | 5.6m (0)  | 2:43.32 | 28.37s  | 30.28s  |
| 7 SPUDMEISTER      | 4   | 9.3m  | 10.6m (0) | 16.2m (0) | 2:43.54 | 28.92s  | 29.68s  |
| 1 STARLIGHT SONG   | 5   | 48.1m | 6.0m (0)  | 12.0m (0) | 2:46.60 | 28.86s  | 32.91s  |
| 4 SPINNER OF YARNS | 6   | 48.9m | 3.4m (1)  | 12.4m (1) | 2:46.67 | 29.08s  | 32.94s  |
| 2 VEEFORVICTORY    | 7   | 51.1m | 8.6m (1)  | 17.0m (1) | 2:46.84 | 29.04s  | 32.76s  |
| 6 DAWSON SHARD     | 8   | 59.6m | 16.4m (0) | 27.0m (0) | 2:47.51 | 29.20s  | 32.65s  |

## Finish Position and metres gained from 800m



# PJ Harness Analyser

Sectional Analysis Software – Not just a formguide!

[www.facebook.com/PJHarnessRacing](https://www.facebook.com/PJHarnessRacing)



RISE Digital, Harness Racing Australia nor the provider accepts any responsibility for the completeness or accuracy of any of the information contained herein, and makes no representations about its suitability for any particular purpose. Users should make their own judgements about those matters and/or seek independent advice. You assume all risks associated with use of data provided on this page

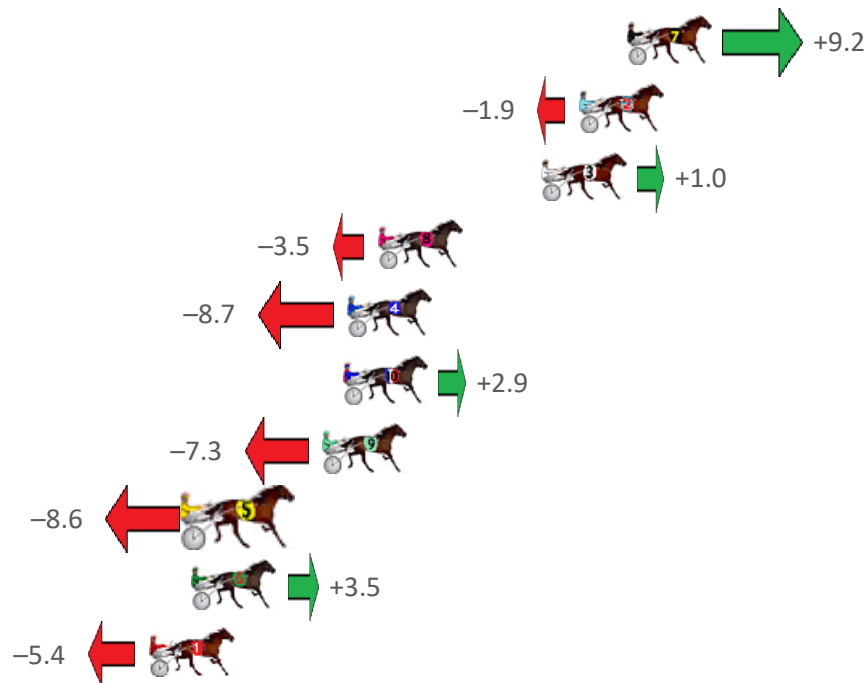
# Northam Race 3 Distance 2190m

Saturday, 2 September 2023

Gross Time: 2:46.00 MileRate: 2:02.00 LeadTime: 42.30s First Qtr: 32.40s Second Qtr: 31.70s Third Qtr: 29.80s Fourth Qtr: 29.80s

| NoHorse             | Plc | Mar   | 800 Posi  | 400 Posi  | Time    | 3rd Qtr | 4th Qtr |
|---------------------|-----|-------|-----------|-----------|---------|---------|---------|
| 7 PINK PARADE       | 1   | 0.0m  | 9.2m (2)  | 7.4m (3)  | 2:46.00 | 29.67s  | 29.25s  |
| 2 SUNPATRA          | 2   | 1.9m  | 0.0m (0)  | 0.0m (0)  | 2:46.15 | 29.80s  | 29.94s  |
| 3 COURAGE OF LOMB   | 3   | 3.4m  | 4.4m (0)  | 4.2m (0)  | 2:46.27 | 29.79s  | 29.74s  |
| 8 LOUIE LEBEAU      | 4   | 9.9m  | 6.4m (1)  | 8.2m (1)  | 2:46.77 | 29.93s  | 29.93s  |
| 4 SONIC CHIP        | 5   | 11.1m | 2.4m (1)  | 3.4m (1)  | 2:46.87 | 29.87s  | 30.37s  |
| 10 BOSTON BLUE CHIP | 6   | 11.3m | 14.2m (1) | 12.0m (1) | 2:46.88 | 29.64s  | 29.75s  |
| 9 BRAVO CHRISTIANO  | 7   | 12.1m | 4.8m (2)  | 4.4m (2)  | 2:46.94 | 29.77s  | 30.37s  |
| 5 BOLD JACKIE       | 8   | 17.2m | 8.6m (0)  | 8.6m (0)  | 2:47.34 | 29.80s  | 30.44s  |
| 6 POINTOPROVE       | 9   | 17.3m | 20.8m (1) | 13.6m (2) | 2:47.35 | 29.27s  | 30.07s  |
| 1 IM BIDDY          | 10  | 19.0m | 13.6m (0) | 14.8m (0) | 2:47.48 | 29.89s  | 30.11s  |

## Finish Position and metres gained from 800m



# PJ Harness Analyser

Sectional Analysis Software – Not just a formguide!

[www.facebook.com/PJHarnessRacing](https://www.facebook.com/PJHarnessRacing)



RISE Digital, Harness Racing Australia nor the provider accepts any responsibility for the completeness or accuracy of any of the information contained herein, and makes no representations about its suitability for any particular purpose. Users should make their own judgements about those matters and/or seek independent advice. You assume all risks associated with use of data provided on this page

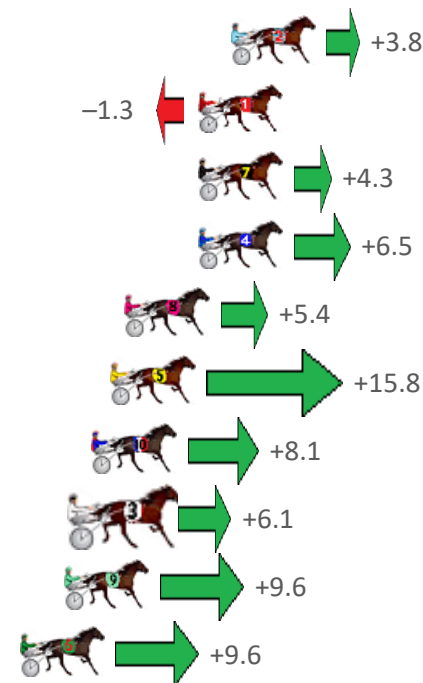
# Northam Race 4 Distance 1780m

Saturday, 2 September 2023

Gross Time: 2:14.60 MileRate: 2:01.70 LeadTime: 13.00s First Qtr: 30.90s Second Qtr: 31.80s Third Qtr: 30.00s Fourth Qtr: 28.90s

| NoHorse            | Plc | Mar  | 800 Posi  | 400 Posi  | Time    | 3rd Qtr | 4th Qtr |
|--------------------|-----|------|-----------|-----------|---------|---------|---------|
| 2 FEELING ACES     | 1   | 0.0m | 3.8m (1)  | 3.8m (1)  | 2:14.60 | 29.99s  | 28.63s  |
| 1 KEEGAN BANNER    | 2   | 1.3m | 0.0m (0)  | 0.0m (0)  | 2:14.70 | 30.00s  | 28.99s  |
| 7 KRAKKA LIGHTNING | 2   | 1.3m | 5.6m (0)  | 4.8m (0)  | 2:14.70 | 29.94s  | 28.65s  |
| 4 BONSTAR          | 4   | 1.3m | 7.8m (1)  | 8.0m (1)  | 2:14.70 | 30.01s  | 28.42s  |
| 8 CRACKA TINNY     | 5   | 4.2m | 9.6m (0)  | 8.8m (0)  | 2:14.92 | 29.94s  | 28.57s  |
| 5 EYE BETTER       | 6   | 4.8m | 20.6m (1) | 16.0m (2) | 2:14.96 | 29.65s  | 28.10s  |
| 10 BURGHLEY SHARD  | 7   | 5.5m | 13.6m (0) | 12.8m (0) | 2:15.02 | 29.93s  | 28.38s  |
| 3 BAZZA MAC        | 8   | 5.9m | 12.0m (1) | 12.0m (1) | 2:15.05 | 29.99s  | 28.46s  |
| 9 BATTLESCARD      | 9   | 6.6m | 16.2m (1) | 10.6m (2) | 2:15.10 | 29.58s  | 28.61s  |
| 6 BATAVIA PLAYBOY  | 10  | 8.4m | 18.0m (0) | 16.2m (1) | 2:15.24 | 29.86s  | 28.34s  |

## Finish Position and metres gained from 800m



# PJ Harness Analyser

Sectional Analysis Software – Not just a formguide!

[www.facebook.com/PJHarnessRacing](http://www.facebook.com/PJHarnessRacing)



RISE Digital, Harness Racing Australia nor the provider accepts any responsibility for the completeness or accuracy of any of the information contained herein, and makes no representations about its suitability for any particular purpose. Users should make their own judgements about those matters and/or seek independent advice. You assume all risks associated with use of data provided on this page


# Northam Race 5 Distance 2190m

Saturday, 2 September 2023

Gross Time: 2:41.80 MileRate: 1:58.90 LeadTime: 45.30s First Qtr: 29.40s Second Qtr: 29.90s Third Qtr: 28.80s Fourth Qtr: 28.40s

| NoHorse             | Plc | Mar   | 800 Posi  | 400 Posi  | Time    | 3rd Qtr | 4th Qtr |
|---------------------|-----|-------|-----------|-----------|---------|---------|---------|
| 5 STAR CASINO       | 1   | 0.0m  | 0.2m (0)  | 0.2m (0)  | 2:41.80 | 28.80s  | 28.39s  |
| 6 SEERYANFLY        | 2   | 2.9m  | 4.0m (1)  | 3.0m (1)  | 2:42.02 | 28.73s  | 28.39s  |
| 7 LONGREACH BAY     | 3   | 12.6m | 8.6m (0)  | 9.0m (0)  | 2:42.74 | 28.83s  | 28.65s  |
| 1 MISTA EDITORIAL   | 4   | 18.9m | 4.2m (0)  | 4.8m (0)  | 2:43.21 | 28.85s  | 29.40s  |
| 3 TUX AND TAILS     | 5   | 27.7m | 8.0m (1)  | 10.6m (1) | 2:43.87 | 28.99s  | 29.61s  |
| 4 TEVARICH          | 6   | 52.2m | 13.4m (0) | 22.4m (0) | 2:45.69 | 29.45s  | 30.50s  |
| 2 ADDA SPOILT MAJOR | 7   | 84.7m | 0.0m (1)  | 16.4m (1) | 2:48.12 | 30.00s  | 33.22s  |

Finish Position and metres gained from 800m



## PJ Harness Analyser

Sectional Analysis Software – Not just a formguide!

[www.facebook.com/PJHarnessRacing](https://www.facebook.com/PJHarnessRacing)



RISE Digital, Harness Racing Australia nor the provider accepts any responsibility for the completeness or accuracy of any of the information contained herein, and makes no representations about its suitability for any particular purpose. Users should make their own judgements about those matters and/or seek independent advice. You assume all risks associated with use of data provided on this page


# Northam Race 6 Distance 2190m

Saturday, 2 September 2023

Gross Time: 2:41.40 MileRate: 1:58.60 LeadTime: 42.70s First Qtr: 30.00s Second Qtr: 30.00s Third Qtr: 29.60s Fourth Qtr: 29.10s

| NoHorse           | Plc | Mar   | 800 Posi  | 400 Posi  | Time    | 3rd Qtr | 4th Qtr |
|-------------------|-----|-------|-----------|-----------|---------|---------|---------|
| 7 EL CASANOVA     | 1   | 0.0m  | 4.0m (0)  | 15.6m (2) | 2:41.40 | 30.44s  | 27.97s  |
| 8 DAZZLING JEWEL  | 2   | 16.9m | 8.0m (0)  | 19.8m (1) | 2:42.69 | 30.46s  | 28.89s  |
| 6 SPEEDWAGON      | 3   | 17.0m | 10.4m (1) | 0.0m (0)  | 2:42.70 | 28.85s  | 30.33s  |
| 5 THE DARK NIGHT  | 4   | 36.0m | 12.4m (0) | 23.4m (0) | 2:44.15 | 30.41s  | 30.01s  |
| 4 LOUCID DREAMS   | 5   | 42.0m | 2.2m (1)  | 12.0m (1) | 2:44.61 | 30.33s  | 31.27s  |
| 1 DIAMONDSONTHEBE | 6   | 80.0m | 0.0m (0)  | 15.4m (0) | 2:47.51 | 30.76s  | 33.77s  |
| 3 OBSERVATION     | 7   | 80.5m | 6.4m (1)  | 22.2m (2) | 2:47.55 | 30.79s  | 33.32s  |

Finish Position and metres gained from 800m



## PJ Harness Analyser

Sectional Analysis Software – Not just a formguide!

[www.facebook.com/PJHarnessRacing](https://www.facebook.com/PJHarnessRacing)



RISE Digital, Harness Racing Australia nor the provider accepts any responsibility for the completeness or accuracy of any of the information contained herein, and makes no representations about its suitability for any particular purpose. Users should make their own judgements about those matters and/or seek independent advice. You assume all risks associated with use of data provided on this page

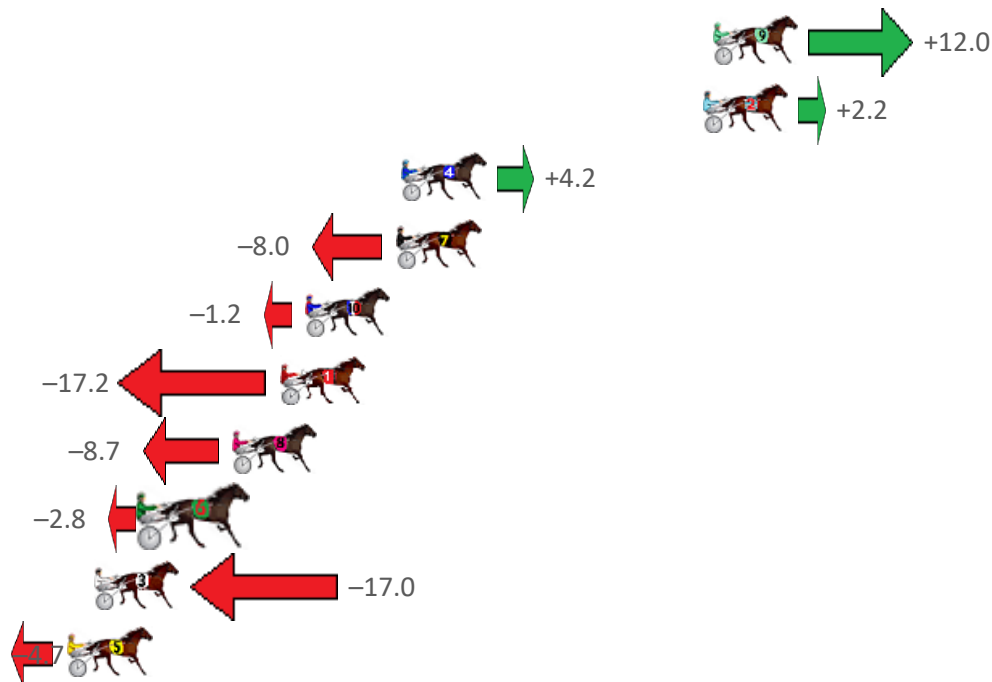
# Northam Race 7 Distance 2190m

Saturday, 2 September 2023

Gross Time: 2:45.80 MileRate: 2:01.90 LeadTime: 44.40s First Qtr: 31.70s Second Qtr: 30.60s Third Qtr: 29.20s Fourth Qtr: 29.90s

| NoHorse            | Plc | Mar   | 800 Posi  | 400 Posi  | Time    | 3rd Qtr | 4th Qtr |
|--------------------|-----|-------|-----------|-----------|---------|---------|---------|
| 9 FOLLOW THE MUSIC | 1   | 0.0m  | 12.0m (1) | 2.2m (2)  | 2:45.80 | 28.48s  | 29.74s  |
| 2 DOCTOR STEVE     | 2   | 0.4m  | 2.6m (1)  | 0.0m (1)  | 2:45.83 | 29.01s  | 29.93s  |
| 4 MISTER RIGGERS   | 3   | 12.4m | 16.6m (1) | 11.2m (1) | 2:46.77 | 28.80s  | 29.99s  |
| 7 DYNAMITE DOLLY   | 4   | 12.6m | 4.6m (0)  | 5.4m (1)  | 2:46.79 | 29.25s  | 30.44s  |
| 10 BOSTON ROB      | 5   | 16.2m | 15.0m (0) | 13.2m (0) | 2:47.07 | 29.07s  | 30.12s  |
| 1 TENACIOUS GEORGE | 6   | 17.2m | 0.0m (0)  | 0.4m (0)  | 2:47.15 | 29.21s  | 31.15s  |
| 8 JUSTFOLLOWMEHO   | 7   | 19.1m | 10.4m (0) | 9.0m (0)  | 2:47.30 | 29.09s  | 30.65s  |
| 6 NYARNYEE NAVAJO  | 8   | 22.4m | 19.6m (0) | 19.6m (0) | 2:47.55 | 29.20s  | 30.11s  |
| 3 BEALAWYER        | 9   | 24.6m | 7.6m (1)  | 5.6m (2)  | 2:47.73 | 29.04s  | 31.31s  |
| 5 BATAVIA BOB      | 10  | 25.7m | 21.0m (1) | 10.6m (2) | 2:47.81 | 28.42s  | 31.02s  |

Finish Position and metres gained from 800m



## PJ Harness Analyser

Sectional Analysis Software – Not just a formguide!

[www.facebook.com/PJHarnessRacing](https://www.facebook.com/PJHarnessRacing)



RISE Digital, Harness Racing Australia nor the provider accepts any responsibility for the completeness or accuracy of any of the information contained herein, and makes no representations about its suitability for any particular purpose. Users should make their own judgements about those matters and/or seek independent advice. You assume all risks associated with use of data provided on this page