

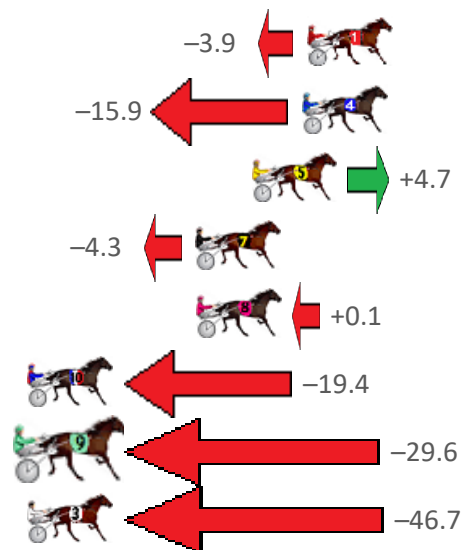
Northam Race 1 Distance 2190m

Saturday, 16 September 2023

Gross Time: 2:42.00 MileRate: 1:59.00 LeadTime: 42.70s First Qtr: 29.00s Second Qtr: 30.00s Third Qtr: 29.50s Fourth Qtr: 30.80s

NoHorse	Plc	Mar	800 Posi	400 Posi	Time	3rd Qtr	4th Qtr
6 LUKES MISTAKE	1	0.0m	0.0m (1)	0.0m (0)	2:42.00	29.50s	30.80s
1 ROCK THE BANK	2	16.9m	13.0m (0)	15.4m (1)	2:43.36	29.68s	30.91s
4 RISING SPIRIT	3	17.1m	1.2m (0)	8.6m (0)	2:43.38	30.04s	31.45s
5 PACIFIC EAGLE	4	19.1m	23.8m (1)	23.8m (3)	2:43.54	29.51s	30.44s
7 SAVE THIS DANCE	5	21.3m	17.0m (0)	19.6m (1)	2:43.72	29.69s	30.93s
8 IDEALICIOUS	6	21.3m	21.4m (0)	24.0m (1)	2:43.72	29.70s	30.59s
10 BATAVIA BOB	7	38.8m	19.4m (1)	18.8m (3)	2:45.13	29.42s	32.33s
9 HOT CINDER	8	44.6m	15.0m (1)	21.2m (2)	2:45.59	29.93s	32.59s
3 JUSTFOLLOWMEHO	9	54.9m	8.2m (0)	19.6m (0)	2:46.42	30.30s	33.50s

Finish Position and metres gained from 800m





PJ Harness Analyser

Sectional Analysis Software – Not just a formguide!

www.facebook.com/PJHarnessRacing



RISE Digital, Harness Racing Australia nor the provider accepts any responsibility for the completeness or accuracy of any of the information contained herein, and makes no representations about its suitability for any particular purpose. Users should make their own judgements about those matters and/or seek independent advice. You assume all risks associated with use of data provided on this page

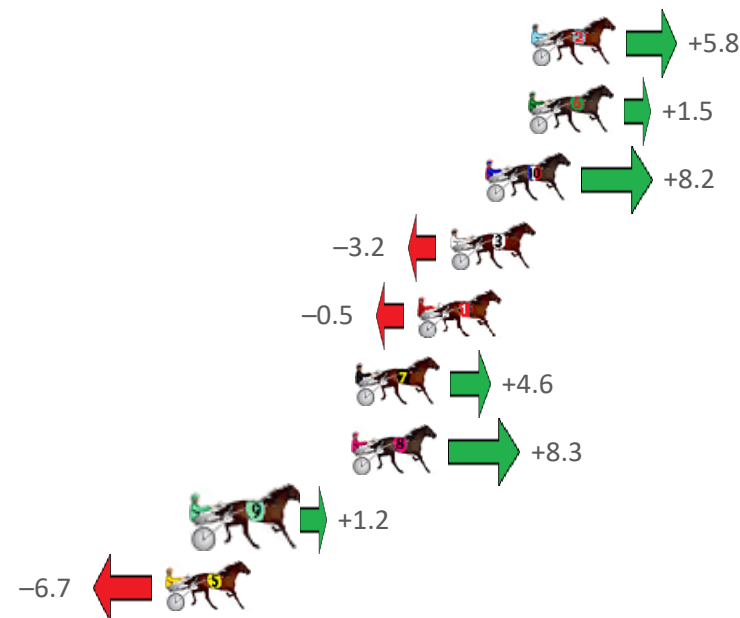
Northam Race 2 Distance 1780m

Saturday, 16 September 2023

Gross Time: 2:12.60 MileRate: 1:59.90 LeadTime: 12.80s First Qtr: 29.60s Second Qtr: 30.90s Third Qtr: 29.70s Fourth Qtr: 29.60s

NoHorse	Plc	Mar	800 Posi	400 Posi	Time	3rd Qtr	4th Qtr
2 MISTER RIGGERS	1	0.0m	5.8m (1)	3.2m (2)	2:12.60	29.51s	29.36s
6 BOSTON ROB	2	0.1m	1.6m (1)	0.0m (1)	2:12.61	29.58s	29.61s
10 SIDSTREPO	3	1.8m	10.0m (1)	7.6m (2)	2:12.74	29.52s	29.17s
3 TENACIOUS GEORGE	4	3.2m	0.0m (0)	0.8m (0)	2:12.85	29.76s	29.78s
1 SIR BELVEDERE	5	4.5m	4.0m (0)	4.0m (1)	2:12.95	29.70s	29.64s
7 BEALAWYER	6	7.0m	11.6m (0)	11.8m (0)	2:13.14	29.71s	29.25s
8 FOLLOW MY STRIDE	7	7.1m	15.4m (0)	17.0m (0)	2:13.15	29.82s	28.87s
9 WHERESTHETOWRO	8	13.0m	14.2m (1)	13.6m (1)	2:13.61	29.66s	29.56s
5 ROLLING COMMAND	9	14.5m	7.8m (0)	8.2m (1)	2:13.73	29.73s	30.06s

Finish Position and metres gained from 800m







Harness Analyser

Sectional Analysis Software – Not just a formguide!

www.facebook.com/PJHarnessRacing



RISE Digital, Harness Racing Australia nor the provider accepts any responsibility for the completeness or accuracy of any of the information contained herein, and makes no representations about its suitability for any particular purpose. Users should make their own judgements about those matters and/or seek independent advice. You assume all risks associated with use of data provided on this page


Northam Race 3 Distance 2190m

Saturday, 16 September 2023

Gross Time: 2:43.70 MileRate: 2:00.30 LeadTime: 43.90s First Qtr: 31.90s Second Qtr: 29.70s Third Qtr: 28.80s Fourth Qtr: 29.40s

NoHorse	Plc	Mar	800 Posi	400 Posi	Time	3rd Qtr	4th Qtr
3 PATH OF GOLD	1	0.0m	0.2m (0)	0.0m (0)	2:43.70	28.79s	29.40s
7 CRACKA TINNY	2	2.4m	7.8m (0)	7.8m (0)	2:43.89	28.80s	29.01s
1 BATAVIA BLACKHOLE	3	3.0m	4.0m (0)	3.8m (0)	2:43.93	28.79s	29.34s
10 EUSTON FLYER	4	8.6m	12.4m (1)	15.2m (1)	2:44.36	29.01s	28.92s
2 KRAKKA LIGHTNING	5	13.5m	4.2m (1)	5.0m (1)	2:44.74	28.85s	30.02s
4 BURGHLEY SHARD	6	15.0m	0.0m (1)	0.4m (1)	2:44.86	28.82s	30.47s
9 BATAVIA PLAYBOY	7	17.0m	12.2m (0)	14.0m (0)	2:45.01	28.93s	29.62s
5 LILLY LAGUNA	8	19.1m	16.4m (0)	18.6m (0)	2:45.17	28.96s	29.44s
6 BAZZA MAC	9	21.3m	16.4m (1)	19.4m (1)	2:45.34	29.02s	29.54s
8 BENTLEIGH	10	25.7m	8.4m (1)	11.0m (1)	2:45.68	28.98s	30.47s

Finish Position and metres gained from 800m



PJ Harness Analyser

Sectional Analysis Software - Not just a formguide!

www.facebook.com/PJHarnessRacing



RISE Digital, Harness Racing Australia nor the provider accepts any responsibility for the completeness or accuracy of any of the information contained herein, and makes no representations about its suitability for any particular purpose. Users should make their own judgements about those matters and/or seek independent advice. You assume all risks associated with use of data provided on this page

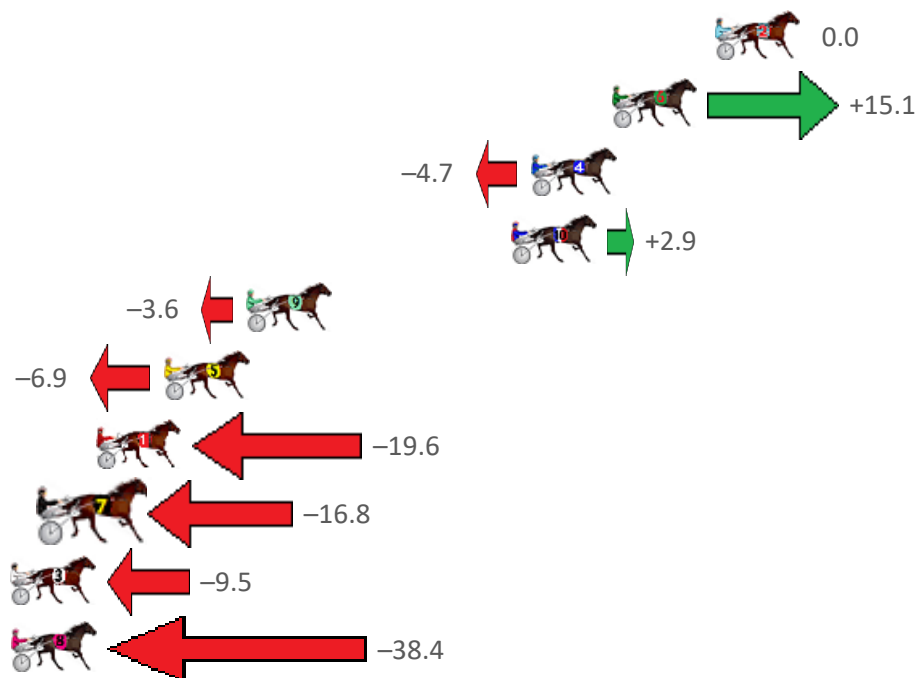
Northam Race 4 Distance 1780m

Saturday, 16 September 2023

Gross Time: 2:10.10 MileRate: 1:57.60 LeadTime: 13.00s First Qtr: 29.30s Second Qtr: 29.60s Third Qtr: 28.80s Fourth Qtr: 29.40s

NoHorse	Plc	Mar	800 Posi	400 Posi	Time	3rd Qtr	4th Qtr
2 CHIVALRY	1	0.0m	0.0m (0)	0.0m (0)	2:10.10	28.80s	29.40s
6 GOODEALEHMADDIE	2	4.1m	19.2m (1)	7.0m (2)	2:10.42	27.92s	29.19s
4 BRONZED	3	7.3m	2.6m (1)	3.6m (1)	2:10.66	28.87s	29.67s
10 CARIBBEAN LILY	4	8.1m	11.0m (1)	13.4m (2)	2:10.72	28.98s	29.01s
9 BATAVIA STREAMLIN	5	18.6m	15.0m (0)	18.0m (0)	2:11.53	29.02s	29.44s
5 TOMMY KRUIZE	6	21.9m	15.0m (1)	17.6m (2)	2:11.79	28.98s	29.71s
1 RODGER JAMES	7	24.6m	5.0m (0)	9.6m (0)	2:12.00	29.12s	30.50s
7 THE DARK NIGHT	8	26.4m	9.6m (0)	13.8m (0)	2:12.14	29.09s	30.32s
3 EL PASO DE MARKO	9	33.9m	24.4m (0)	28.6m (0)	2:12.71	29.10s	29.79s
8 BITOFDUTCHCOURA	10	45.2m	6.8m (1)	10.0m (1)	2:13.58	29.01s	31.97s

Finish Position and metres gained from 800m



PJ Harness Analyser

Sectional Analysis Software – Not just a formguide!

www.facebook.com/PJHarnessRacing



RISE Digital, Harness Racing Australia nor the provider accepts any responsibility for the completeness or accuracy of any of the information contained herein, and makes no representations about its suitability for any particular purpose. Users should make their own judgements about those matters and/or seek independent advice. You assume all risks associated with use of data provided on this page

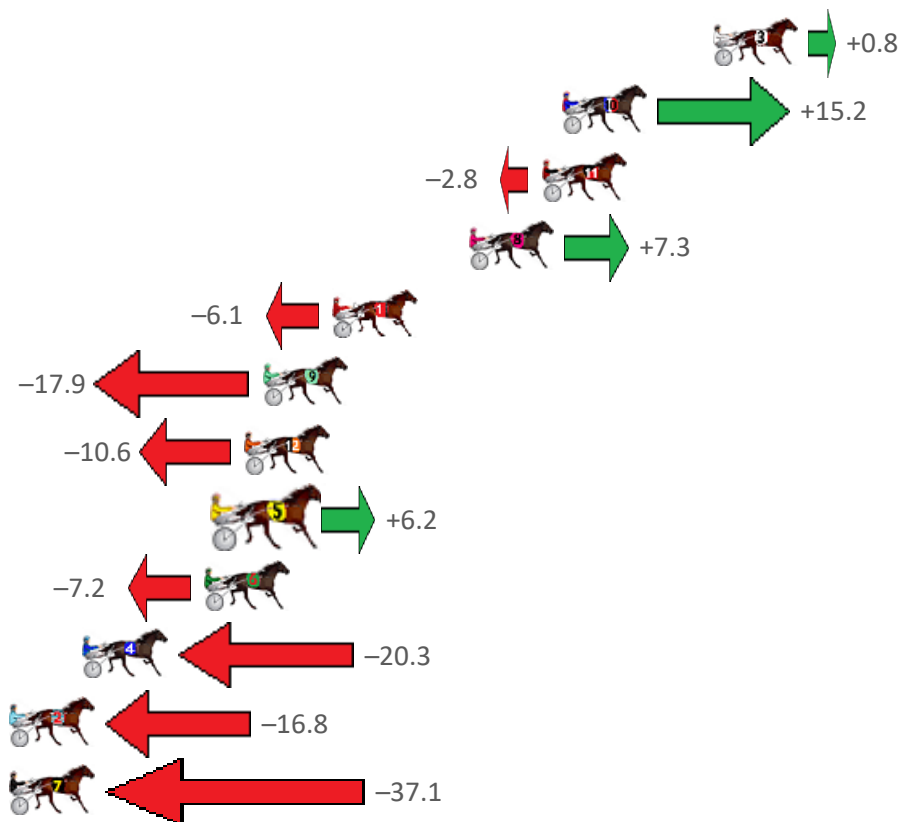
Northam Race 5 Distance 2150m

Saturday, 16 September 2023

Gross Time: 2:41.90 MileRate: 2:00.60 LeadTime: 43.00s First Qtr: 30.30s Second Qtr: 29.00s Third Qtr: 29.80s Fourth Qtr: 29.80s

NoHorse	Plc	Mar	800 Posi	400 Posi	Time	3rd Qtr	4th Qtr
3 CARANA	1	0.0m	0.8m (0)	0.0m (0)	2:41.90	29.74s	29.80s
10 BELLEZZA NERA	2	6.0m	21.2m (0)	18.6m (1)	2:42.37	29.61s	28.87s
11 VINTAGE BLU	3	6.8m	4.0m (1)	5.6m (1)	2:42.43	29.92s	29.89s
8 FOLLOW THE DRAGO	4	9.7m	17.0m (0)	13.6m (1)	2:42.66	29.55s	29.51s
1 HOPE	5	15.1m	9.0m (0)	10.4m (0)	2:43.08	29.90s	30.15s
9 EXTRAORDINARY MA	6	17.9m	0.0m (1)	1.6m (1)	2:43.30	29.92s	31.01s
12 ACUTO	7	18.6m	8.0m (1)	9.6m (1)	2:43.35	29.92s	30.47s
5 FOLLOW THE MUSIC	8	19.4m	25.6m (0)	22.6m (0)	2:43.41	29.58s	29.56s
6 BONSTAR	9	20.2m	13.0m (0)	14.4m (0)	2:43.48	29.90s	30.23s
4 KEEGAN BANNER	10	25.1m	4.8m (0)	6.4m (0)	2:43.86	29.92s	31.19s
2 ABSOLUTE DELIGHT	11	53.0m	36.2m (0)	40.0m (0)	2:46.04	30.08s	30.76s
7 IDEAL SECRET	12	55.7m	18.6m (1)	24.0m (1)	2:46.25	30.20s	32.15s

Finish Position and metres gained from 800m



PJ Harness Analyser

Sectional Analysis Software - Not just a formguide!

www.facebook.com/PJHarnessRacing



RISE Digital, Harness Racing Australia nor the provider accepts any responsibility for the completeness or accuracy of any of the information contained herein, and makes no representations about its suitability for any particular purpose. Users should make their own judgements about those matters and/or seek independent advice. You assume all risks associated with use of data provided on this page

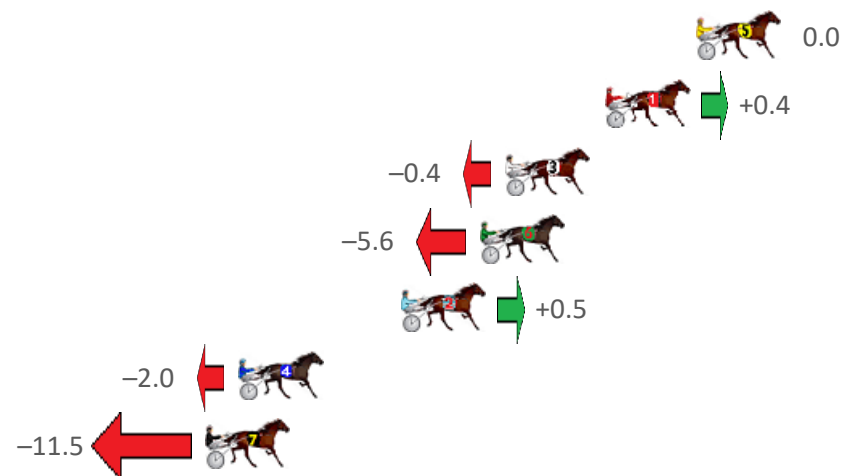
Northam Race 6 Distance 2620m

Saturday, 16 September 2023

Gross Time: 3:18.20 MileRate: 2:01.70 LeadTime: 77.40s First Qtr: 33.50s Second Qtr: 31.20s Third Qtr: 28.40s Fourth Qtr: 27.70s

NoHorse	Plc	Mar	800 Posi	400 Posi	Time	3rd Qtr	4th Qtr
5 STAR CASINO	1	0.0m	0.0m (0)	0.0m (0)	3:18.20	28.40s	27.70s
1 GOLD HORSESHOE	2	3.6m	4.0m (0)	4.2m (0)	3:18.46	28.41s	27.66s
3 JOHNNY LOMBO	3	7.6m	7.2m (1)	7.0m (1)	3:18.75	28.39s	27.74s
6 SEERYANFLY	4	8.6m	3.0m (1)	2.6m (1)	3:18.83	28.38s	28.11s
2 MISTA EDITORIAL	5	11.7m	12.2m (0)	13.0m (1)	3:19.05	28.45s	27.61s
4 BETTOR MY DREAMZ	6	18.2m	16.2m (0)	17.8m (0)	3:19.53	28.51s	27.73s
7 SHEZA BROMAC	7	19.5m	8.0m (0)	9.4m (0)	3:19.62	28.51s	28.40s

Finish Position and metres gained from 800m







Harness Analyser

Sectional Analysis Software – Not just a formguide!

www.facebook.com/PJHarnessRacing



RISE Digital, Harness Racing Australia nor the provider accepts any responsibility for the completeness or accuracy of any of the information contained herein, and makes no representations about its suitability for any particular purpose. Users should make their own judgements about those matters and/or seek independent advice. You assume all risks associated with use of data provided on this page

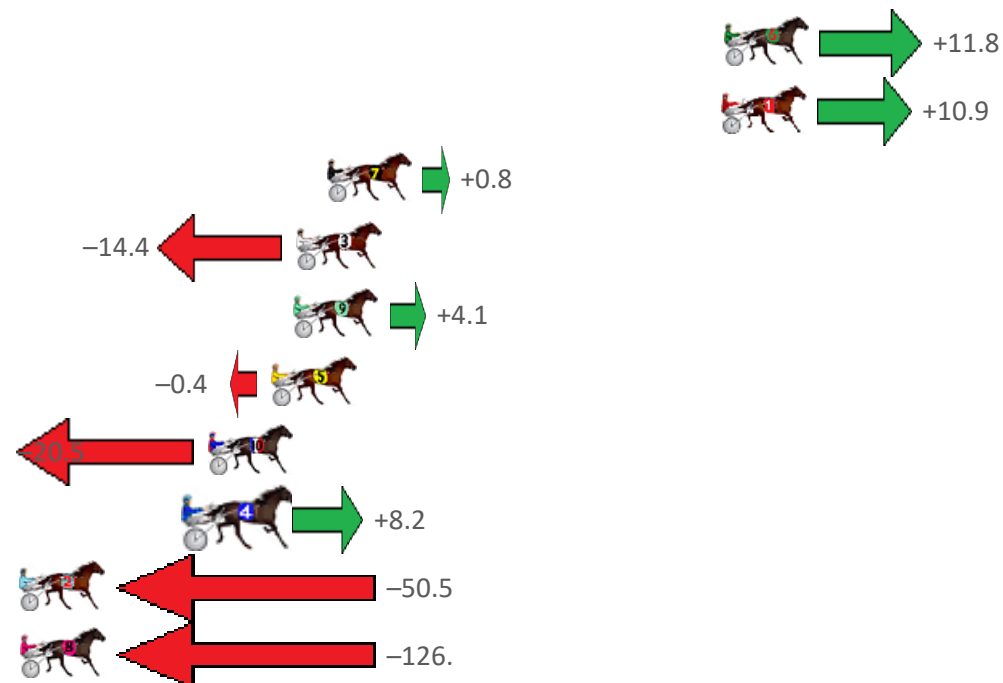
Northam Race 7 Distance 2190m

Saturday, 16 September 2023

Gross Time: 2:46.90 MileRate: 2:02.60 LeadTime: 45.90s First Qtr: 31.20s Second Qtr: 29.80s Third Qtr: 29.30s Fourth Qtr: 30.70s

NoHorse	Plc	Mar	800 Posi	400 Posi	Time	3rd Qtr	4th Qtr
6 VALHALLA ANGEL	1	0.0m	11.8m (1)	12.2m (1)	2:46.90	29.35s	29.77s
1 JUST ALL STYLE	2	0.1m	11.0m (0)	7.4m (1)	2:46.91	29.04s	30.14s
7 JUSTMOREBLING	3	15.8m	16.6m (0)	17.4m (1)	2:48.17	29.36s	30.58s
3 SOUNDS TREACHER	4	17.0m	2.6m (0)	0.0m (0)	2:48.27	29.08s	32.00s
9 WHOOPSADAISY	5	17.1m	21.2m (0)	20.6m (2)	2:48.27	29.26s	30.43s
5 QUEEN OF STARS	6	18.0m	17.6m (1)	25.4m (1)	2:48.35	29.89s	30.14s
10 ARMA WARRIOR	7	20.5m	0.0m (1)	2.4m (1)	2:48.55	29.45s	32.08s
4 LUCY HELEN	8	21.0m	29.2m (0)	26.4m (0)	2:48.59	29.10s	30.29s
2 CONSTELLATIONJEW	9	56.9m	6.4m (0)	13.6m (0)	2:51.47	29.76s	34.00s
8 MISS WILLOUGHBY	10	133.0m	6.2m (1)	60.0m (0)	2:57.58	33.19s	36.27s

Finish Position and metres gained from 800m





PJ Harness Analyser

Sectional Analysis Software – Not just a formguide!

www.facebook.com/PJHarnessRacing



RISE Digital, Harness Racing Australia nor the provider accepts any responsibility for the completeness or accuracy of any of the information contained herein, and makes no representations about its suitability for any particular purpose. Users should make their own judgements about those matters and/or seek independent advice. You assume all risks associated with use of data provided on this page

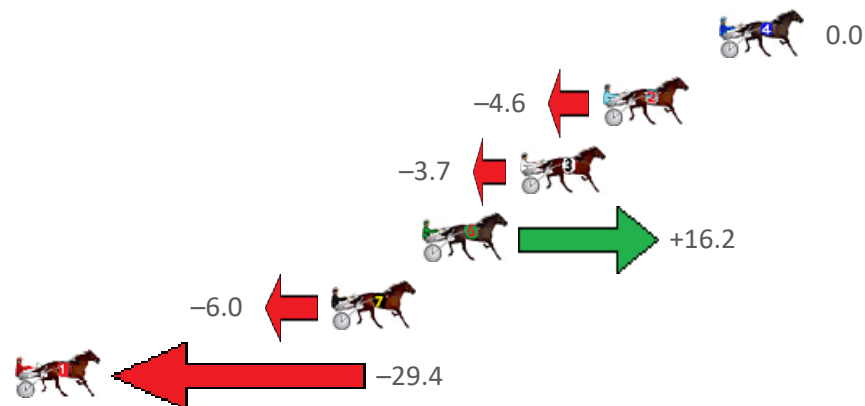
Northam Race 8 Distance 2190m

Saturday, 16 September 2023

Gross Time: 2:44.80 MileRate: 2:01.10 LeadTime: 45.50s First Qtr: 32.00s Second Qtr: 29.90s Third Qtr: 27.60s Fourth Qtr: 29.80s

NoHorse	Plc	Mar	800 Posi	400 Posi	Time	3rd Qtr	4th Qtr
4 OPAL HUNTER	1	0.0m	0.0m (1)	0.0m (1)	2:44.80	27.60s	29.80s
2 DARK EYES	2	4.6m	0.0m (0)	4.0m (0)	2:45.16	27.88s	29.84s
3 PHILTHEJUG	3	7.9m	4.2m (1)	8.6m (0)	2:45.42	27.92s	29.75s
6 THENU CAME ALON	4	11.8m	28.0m (0)	27.0m (1)	2:45.72	27.57s	28.67s
7 CHIEF COPY	5	15.4m	9.4m (1)	14.6m (1)	2:46.00	27.97s	29.86s
1 DAISY JONES	6	37.6m	8.2m (0)	22.6m (0)	2:47.74	28.59s	30.91s

Finish Position and metres gained from 800m



PJ Harness Analyser

Sectional Analysis Software – Not just a formguide!

www.facebook.com/PJHarnessRacing



RISE Digital, Harness Racing Australia nor the provider accepts any responsibility for the completeness or accuracy of any of the information contained herein, and makes no representations about its suitability for any particular purpose. Users should make their own judgements about those matters and/or seek independent advice. You assume all risks associated with use of data provided on this page