

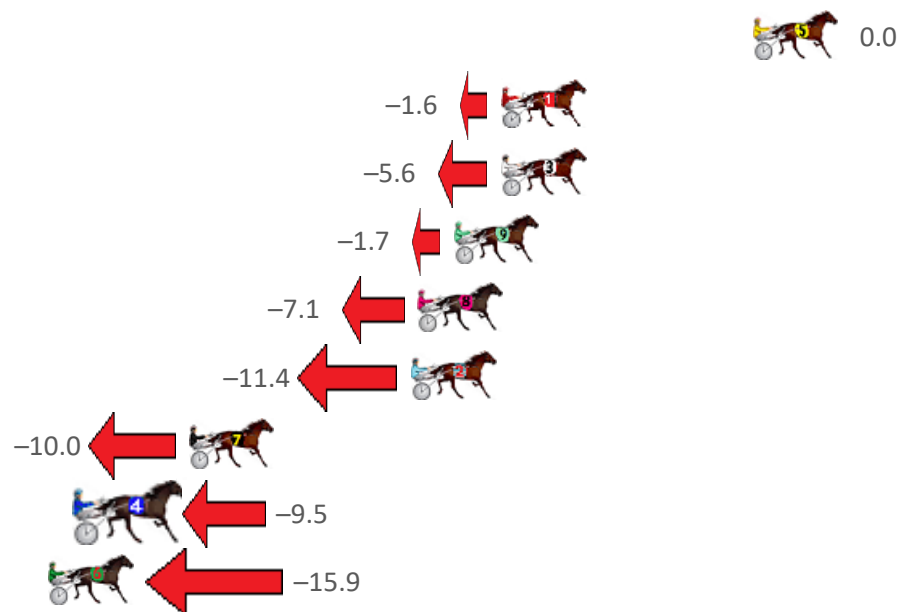
Wagin Race 1 Distance 1776m

Friday, 1 September 2023

Gross Time: 2:15.30 MileRate: 2:02.60 LeadTime: 12.10s First Qtr: 31.90s Second Qtr: 31.20s Third Qtr: 30.80s Fourth Qtr: 29.30s

| NoHorse | Plc | Mar | 800 Posi | 400 Posi | Time | 3rd Qtr | 4th Qtr |
|---------------------|-----|-------|-----------|-----------|---------|---------|---------|
| 5 SHES A LUCKY PENN | 1 | 0.0m | 0.0m (0) | 0.0m (0) | 2:15.30 | 30.80s | 29.30s |
| 1 SHADRACH | 2 | 10.0m | 8.4m (0) | 9.4m (0) | 2:16.07 | 30.88s | 29.34s |
| 3 FIRST AIRBORNE | 2 | 10.0m | 4.4m (0) | 4.4m (0) | 2:16.07 | 30.81s | 29.71s |
| 9 GRAPELLIES BOY | 4 | 11.9m | 10.2m (1) | 10.0m (2) | 2:16.21 | 30.79s | 29.44s |
| 8 ALTA RAPIDO | 5 | 13.3m | 6.2m (1) | 6.0m (2) | 2:16.32 | 30.80s | 29.83s |
| 2 THE RUNNING CAME | 6 | 13.6m | 2.2m (1) | 3.8m (1) | 2:16.35 | 30.94s | 30.01s |
| 7 INDEPENDENCE ROS | 7 | 22.4m | 12.4m (0) | 14.2m (1) | 2:17.02 | 30.95s | 29.90s |
| 4 THATS SO FETCH | 8 | 26.5m | 17.0m (0) | 18.0m (2) | 2:17.34 | 30.89s | 29.92s |
| 6 IMMACHULATE | 9 | 30.5m | 14.6m (1) | 9.0m (3) | 2:17.64 | 30.42s | 30.87s |

Finish Position and metres gained from 800m



PJ Harness Analyser

Sectional Analysis Software – Not just a formguide!

www.facebook.com/PJHarnessRacing



RISE Digital, Harness Racing Australia nor the provider accepts any responsibility for the completeness or accuracy of any of the information contained herein, and makes no representations about its suitability for any particular purpose. Users should make their own judgements about those matters and/or seek independent advice. You assume all risks associated with use of data provided on this page

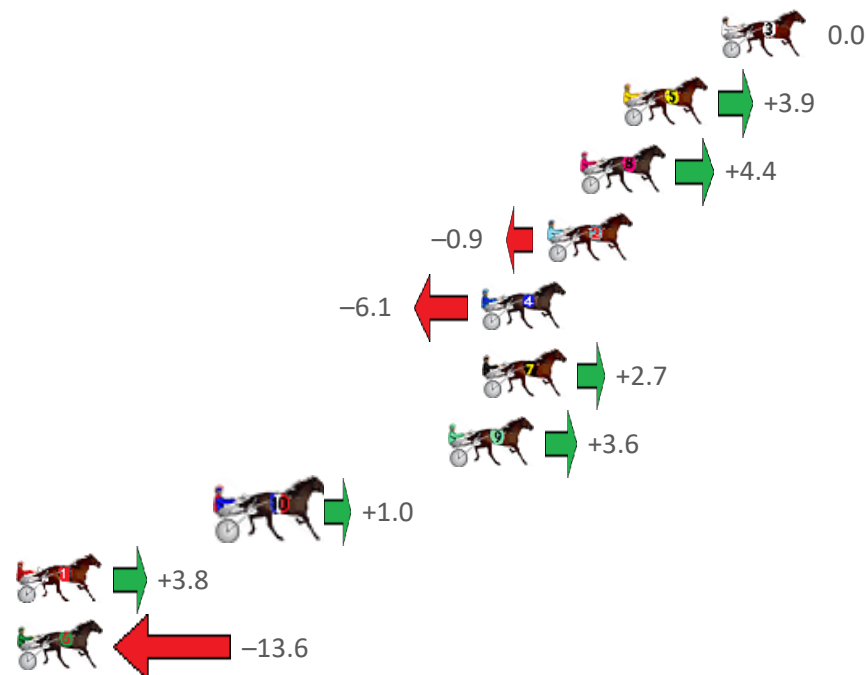
Wagin Race 2 Distance 1776m

Friday, 1 September 2023

Gross Time: 2:15.70 MileRate: 2:03.00 LeadTime: 12.90s First Qtr: 32.10s Second Qtr: 30.70s Third Qtr: 29.90s Fourth Qtr: 30.10s

| NoHorse | Plc | Mar | 800 Posi | 400 Posi | Time | 3rd Qtr | 4th Qtr |
|---------------------|-----|-------|-----------|-----------|---------|---------|---------|
| 3 LIL DELIGHT | 1 | 0.0m | 0.0m (0) | 0.0m (0) | 2:15.70 | 29.90s | 30.10s |
| 5 RUSINOL | 2 | 3.9m | 7.8m (1) | 11.0m (1) | 2:16.01 | 30.14s | 29.57s |
| 8 RODGER JAMES | 3 | 5.6m | 10.0m (0) | 16.6m (1) | 2:16.14 | 30.39s | 29.28s |
| 2 I SEE FIRE | 4 | 6.9m | 6.0m (0) | 15.2m (0) | 2:16.24 | 30.59s | 29.48s |
| 4 BABYSGOTBLUEYES | 5 | 9.5m | 3.4m (1) | 5.6m (1) | 2:16.45 | 30.06s | 30.39s |
| 7 BATAVIA STREAMLIN | 6 | 9.5m | 12.2m (1) | 13.2m (2) | 2:16.45 | 29.98s | 29.82s |
| 9 AMERICAN VODOO | 7 | 10.8m | 14.4m (0) | 22.2m (1) | 2:16.55 | 30.48s | 29.25s |
| 10 MIRACLE MARY | 8 | 19.6m | 20.6m (0) | 25.6m (2) | 2:17.25 | 30.27s | 29.65s |
| 1 ALTA MONTEL | 9 | 28.2m | 32.0m (0) | 28.6m (1) | 2:17.92 | 29.65s | 30.07s |
| 6 ABBEE BEE | 10 | 30.6m | 17.0m (1) | 20.2m (2) | 2:18.11 | 30.14s | 30.88s |

Finish Position and metres gained from 800m



PJ Harness Analyser

Sectional Analysis Software – Not just a formguide!

www.facebook.com/PJHarnessRacing



RISE Digital, Harness Racing Australia nor the provider accepts any responsibility for the completeness or accuracy of any of the information contained herein, and makes no representations about its suitability for any particular purpose. Users should make their own judgements about those matters and/or seek independent advice. You assume all risks associated with use of data provided on this page

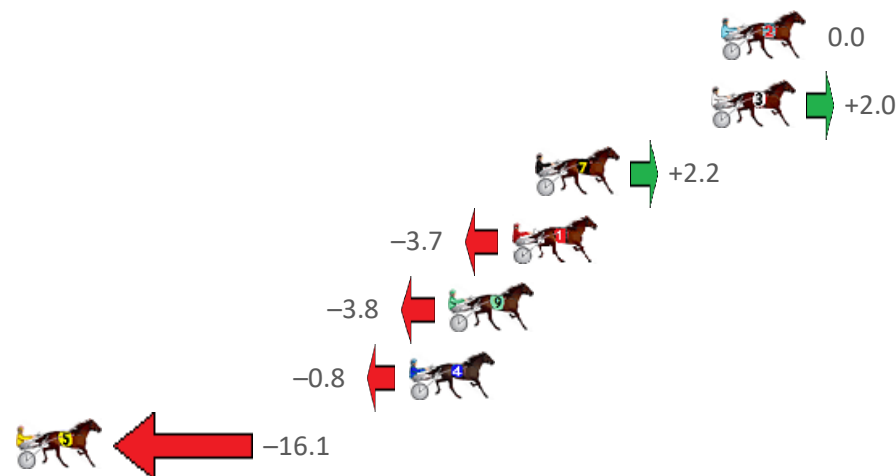
Wagin Race 3 Distance 2180m

Friday, 1 September 2023

Gross Time: 2:49.30 MileRate: 2:05.00 LeadTime: 46.90s First Qtr: 33.60s Second Qtr: 30.30s Third Qtr: 29.30s Fourth Qtr: 29.20s

| NoHorse | Plc | Mar | 800 Posi | 400 Posi | Time | 3rd Qtr | 4th Qtr |
|---------------------|-----|-------|-----------|-----------|---------|---------|---------|
| 2 GOTA GOOD WARH | 1 | 0.0m | 0.0m (0) | 0.0m (0) | 2:49.30 | 29.30s | 29.20s |
| 3 SPORT SPORT SPORT | 2 | 0.4m | 2.4m (1) | 0.4m (1) | 2:49.33 | 29.15s | 29.20s |
| 7 SANFORD HARRY | 3 | 7.4m | 9.6m (0) | 9.2m (0) | 2:49.87 | 29.27s | 29.07s |
| 1 NAVAJO TRAILBLAZE | 4 | 8.3m | 4.6m (0) | 4.8m (0) | 2:49.94 | 29.31s | 29.45s |
| 9 ROCKANDROLLARTIS | 5 | 10.8m | 7.0m (1) | 5.2m (1) | 2:50.13 | 29.17s | 29.61s |
| 4 ART REVIVAL | 6 | 12.4m | 11.6m (1) | 4.6m (2) | 2:50.25 | 28.79s | 29.77s |
| 5 TOMLOUS JAMBO | 7 | 32.1m | 16.0m (1) | 16.2m (0) | 2:51.76 | 29.32s | 30.35s |

Finish Position and metres gained from 800m







Harness Analyser

Sectional Analysis Software – Not just a formguide!

www.facebook.com/PJHarnessRacing



RISE Digital, Harness Racing Australia nor the provider accepts any responsibility for the completeness or accuracy of any of the information contained herein, and makes no representations about its suitability for any particular purpose. Users should make their own judgements about those matters and/or seek independent advice. You assume all risks associated with use of data provided on this page


Wagin Race 4 Distance 2180m

Friday, 1 September 2023

Gross Time: 2:50.90 MileRate: 2:06.10 LeadTime: 45.70s First Qtr: 33.60s Second Qtr: 32.50s Third Qtr: 30.10s Fourth Qtr: 29.00s

| NoHorse | Plc | Mar | 800 Posi | 400 Posi | Time | 3rd Qtr | 4th Qtr |
|---------------------|-----|-------|-----------|-----------|---------|---------|---------|
| 1 BETTOR MY DREAMZ | 1 | 0.0m | 0.0m (0) | 0.0m (0) | 2:50.90 | 30.10s | 29.00s |
| 8 RELIM | 2 | 1.2m | 14.4m (1) | 16.4m (2) | 2:50.99 | 30.23s | 27.90s |
| 7 TRIPLE BRIE | 3 | 2.8m | 4.6m (0) | 4.6m (0) | 2:51.11 | 30.10s | 28.87s |
| 4 CRACKA TINNY | 4 | 6.0m | 6.0m (1) | 8.0m (1) | 2:51.36 | 30.24s | 28.86s |
| 6 MADDY MADDY | 5 | 7.5m | 19.4m (1) | 21.0m (2) | 2:51.47 | 30.20s | 28.03s |
| 2 SPORTS CENTRAL | 6 | 8.6m | 9.2m (0) | 9.2m (0) | 2:51.55 | 30.10s | 28.96s |
| 5 STEP IT UP | 7 | 11.5m | 9.8m (1) | 12.2m (2) | 2:51.78 | 30.28s | 28.95s |
| 9 BELONERO | 8 | 14.9m | 13.4m (0) | 13.2m (0) | 2:52.03 | 30.09s | 29.12s |
| 3 BATAVIA BLACKHOLE | 9 | 20.7m | 2.0m (1) | 3.8m (1) | 2:52.48 | 30.26s | 30.22s |

Finish Position and metres gained from 800m



PJ Harness Analyser

Sectional Analysis Software – Not just a formguide!

www.facebook.com/PJHarnessRacing



RISE Digital, Harness Racing Australia nor the provider accepts any responsibility for the completeness or accuracy of any of the information contained herein, and makes no representations about its suitability for any particular purpose. Users should make their own judgements about those matters and/or seek independent advice. You assume all risks associated with use of data provided on this page

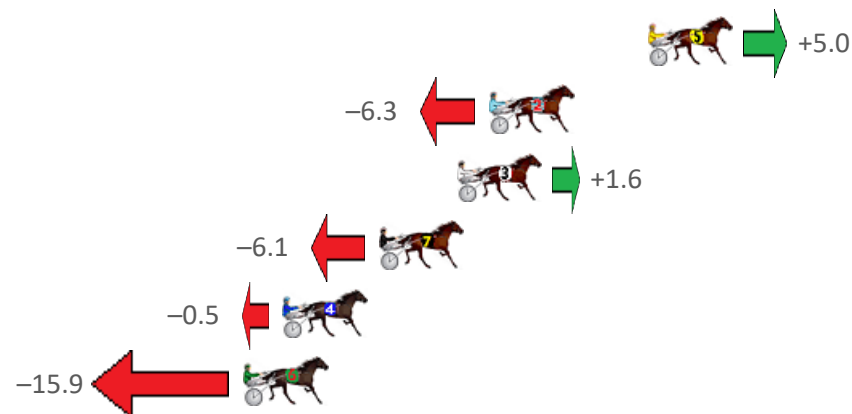
Wagin Race 5 Distance 2590m

Friday, 1 September 2023

Gross Time: 3:28.10 MileRate: 2:09.30 LeadTime: 85.20s First Qtr: 33.00s Second Qtr: 31.90s Third Qtr: 29.00s Fourth Qtr: 29.00s

| NoHorse | Plc | Mar | 800 Posi | 400 Posi | Time | 3rd Qtr | 4th Qtr |
|--------------------|-----|-------|-----------|-----------|---------|---------|---------|
| 5 FRANCO WESTERN | 1 | 0.0m | 5.0m (1) | 8.4m (1) | 3:28.10 | 29.25s | 28.39s |
| 2 IDEAL SECRET | 2 | 6.3m | 0.0m (0) | 0.0m (0) | 3:28.58 | 29.00s | 29.45s |
| 3 HIGHLY FLAMMABLE | 3 | 7.6m | 9.2m (0) | 10.2m (0) | 3:28.68 | 29.07s | 28.81s |
| 7 ISAIDBOO | 4 | 10.7m | 4.6m (0) | 4.4m (0) | 3:28.91 | 28.99s | 29.45s |
| 4 BREWERY LANE | 5 | 14.5m | 14.0m (0) | 15.2m (0) | 3:29.20 | 29.09s | 28.95s |
| 6 CROWDED REACTOR | 6 | 16.1m | 0.2m (1) | 3.6m (1) | 3:29.33 | 29.25s | 29.90s |

Finish Position and metres gained from 800m







Harness Analyser

Sectional Analysis Software – Not just a formguide!

www.facebook.com/PJHarnessRacing



RISE Digital, Harness Racing Australia nor the provider accepts any responsibility for the completeness or accuracy of any of the information contained herein, and makes no representations about its suitability for any particular purpose. Users should make their own judgements about those matters and/or seek independent advice. You assume all risks associated with use of data provided on this page

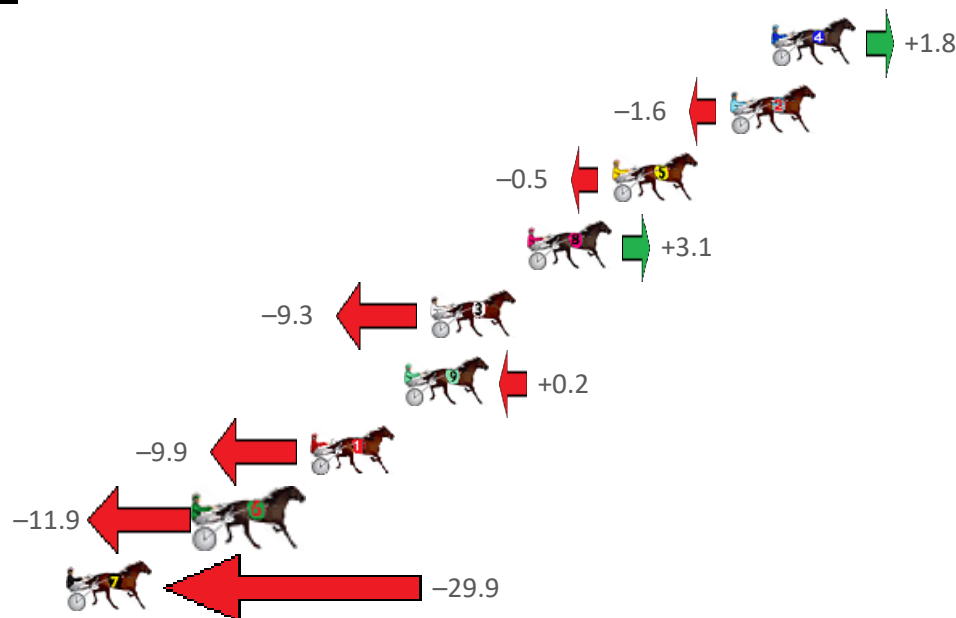
Wagin Race 6 Distance 1776m

Friday, 1 September 2023

Gross Time: 2:17.50 MileRate: 2:04.60 LeadTime: 13.00s First Qtr: 32.20s Second Qtr: 33.70s Third Qtr: 30.10s Fourth Qtr: 28.50s

| NoHorse | Plc | Mar | 800 Posi | 400 Posi | Time | 3rd Qtr | 4th Qtr |
|--------------------|-----|-------|-----------|-----------|---------|---------|---------|
| 4 SANFORD BART | 1 | 0.0m | 1.8m (1) | 0.0m (1) | 2:17.50 | 29.97s | 28.50s |
| 2 INFRINGEMENTNOTI | 2 | 1.6m | 0.0m (0) | 0.4m (0) | 2:17.62 | 30.13s | 28.59s |
| 5 ELLUCIFER | 3 | 6.3m | 5.8m (1) | 3.4m (2) | 2:17.97 | 29.93s | 28.71s |
| 8 MISTER KOPA | 4 | 9.7m | 12.8m (0) | 10.4m (0) | 2:18.23 | 29.92s | 28.45s |
| 3 TWOHEARTONEDIA | 5 | 13.5m | 4.2m (0) | 6.0m (0) | 2:18.51 | 30.25s | 29.03s |
| 9 HOOAH | 6 | 14.6m | 14.8m (1) | 14.2m (2) | 2:18.59 | 30.06s | 28.53s |
| 1 BARTLETT | 7 | 18.3m | 8.4m (0) | 9.6m (1) | 2:18.87 | 30.20s | 29.12s |
| 6 RISING SPIRIT | 8 | 22.5m | 10.6m (1) | 10.2m (2) | 2:19.18 | 30.10s | 29.37s |
| 7 ROCK THE BANK | 9 | 51.3m | 21.4m (0) | 26.0m (0) | 2:21.34 | 30.49s | 30.29s |

Finish Position and metres gained from 800m



PJ Harness Analyser

Sectional Analysis Software - Not just a formguide!

www.facebook.com/PJHarnessRacing



RISE Digital, Harness Racing Australia nor the provider accepts any responsibility for the completeness or accuracy of any of the information contained herein, and makes no representations about its suitability for any particular purpose. Users should make their own judgements about those matters and/or seek independent advice. You assume all risks associated with use of data provided on this page


Wagin Race 7 Distance 2180m

Friday, 1 September 2023

Gross Time: 2:47.10 MileRate: 2:03.40 LeadTime: 45.80s First Qtr: 32.20s Second Qtr: 31.30s Third Qtr: 29.70s Fourth Qtr: 28.10s

| NoHorse | Plc | Mar | 800 Posi | 400 Posi | Time | 3rd Qtr | 4th Qtr |
|-------------------|-----|--------|------------|------------|---------|---------|---------|
| 7 UBEEN THUNDASTR | 1 | 0.0m | 8.0m (1) | 5.6m (1) | 2:47.10 | 29.52s | 27.71s |
| 8 WORLDS ABOVE | 2 | 0.4m | 3.0m (1) | 0.0m (1) | 2:47.13 | 29.49s | 28.13s |
| 5 ROX THE WORLD | 3 | 5.2m | 12.6m (1) | 10.4m (1) | 2:47.48 | 29.53s | 27.74s |
| 2 HOT ROCKEFELLER | 4 | 42.3m | 0.0m (0) | 3.2m (0) | 2:50.22 | 30.01s | 30.83s |
| 3 BANK NOTICE | 5 | 45.4m | 6.0m (2) | 6.8m (2) | 2:50.45 | 29.83s | 30.80s |
| 4 BUNDEGI BLUE | 6 | 49.2m | 11.2m (0) | 15.8m (1) | 2:50.73 | 30.10s | 30.43s |
| 1 SANFORD SHIRLEY | 7 | 54.8m | 4.4m (0) | 10.6m (0) | 2:51.15 | 30.23s | 31.19s |
| 6 FUNKY MUSIC | 8 | 152.5m | 100.0m (0) | 125.0m (0) | 2:58.36 | 31.55s | 30.02s |

Finish Position and metres gained from 800m



PJ Harness Analyser
Sectional Analysis Software – Not just a formguide!

www.facebook.com/PJHarnessRacing



RISE Digital, Harness Racing Australia nor the provider accepts any responsibility for the completeness or accuracy of any of the information contained herein, and makes no representations about its suitability for any particular purpose. Users should make their own judgements about those matters and/or seek independent advice. You assume all risks associated with use of data provided on this page