

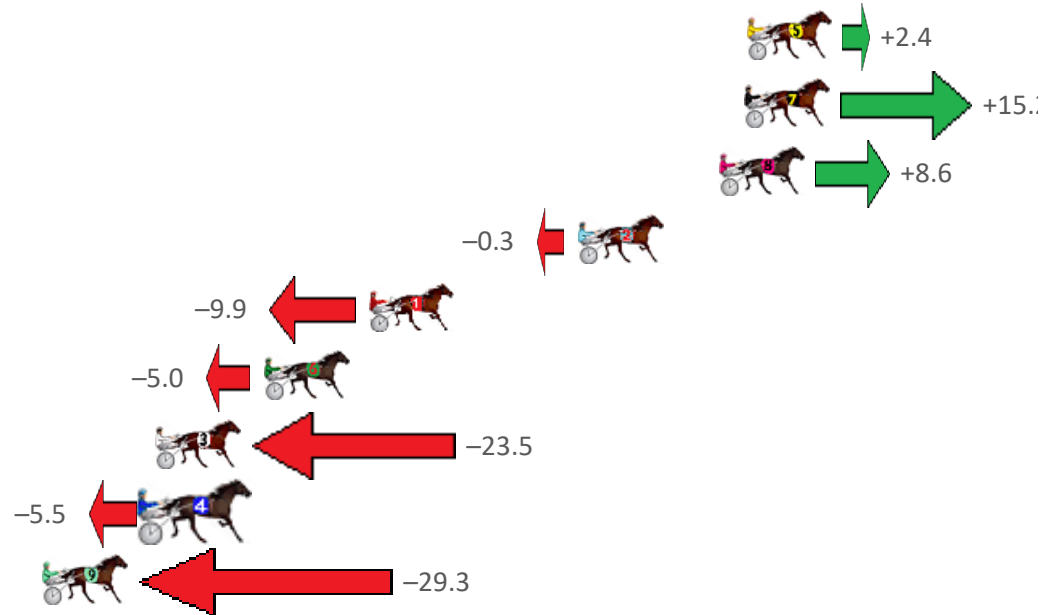
Bunbury Race 1 Distance 2100m

Friday, 27 October 2023

Gross Time: 2:44.10 MileRate: 2:05.80 LeadTime: 39.50s First Qtr: 34.40s Second Qtr: 30.90s Third Qtr: 30.00s Fourth Qtr: 29.30s

NoHorse	Plc	Mar	800 Posi	400 Posi	Time	3rd Qtr	4th Qtr
5 ALLY ROCKS	1	0.0m	2.4m (1)	2.5m (1)	2:44.10	30.00s	29.12s
7 STAR OF KAOS	2	0.1m	15.3m (1)	14.1m (1)	2:44.11	29.90s	28.27s
8 TIMES TICKIN	3	1.1m	9.7m (0)	8.7m (1)	2:44.18	29.92s	28.74s
2 THINGS CHANGE	4	6.7m	6.4m (1)	7.1m (2)	2:44.61	30.04s	29.29s
1 MIDWIFE CALLING	5	15.0m	5.1m (0)	5.7m (0)	2:45.25	30.04s	30.03s
6 RUN STELLA RUN	6	19.2m	14.2m (0)	14.9m (0)	2:45.58	30.04s	29.68s
3 LITTLEALBIETROTTER	7	23.5m	0.0m (0)	0.0m (0)	2:45.91	30.00s	31.11s
4 KRIPKE	8	23.7m	18.2m (0)	19.3m (0)	2:45.92	30.06s	29.70s
9 SWEET ROSEY	9	40.6m	11.3m (1)	13.3m (2)	2:47.22	30.14s	31.44s

Finish Position and metres gained from 800m





PJ Harness Analyser

Sectional Analysis Software - Not just a formguide!

www.facebook.com/PJHarnessRacing



RISE Digital, Harness Racing Australia nor the provider accepts any responsibility for the completeness or accuracy of any of the information contained herein, and makes no representations about its suitability for any particular purpose. Users should make their own judgements about those matters and/or seek independent advice. You assume all risks associated with use of data provided on this page

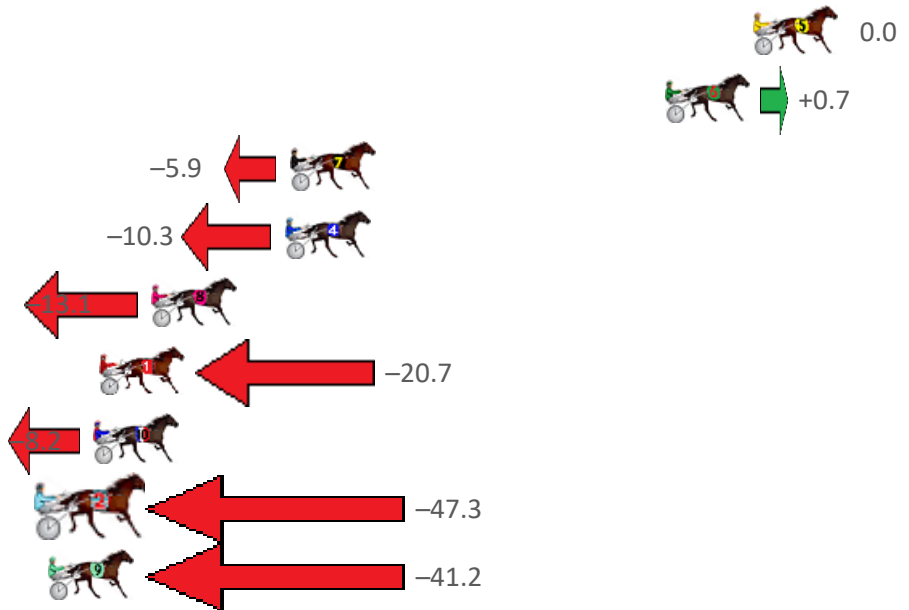
Bunbury Race 2 Distance 1609m

Friday, 27 October 2023

Gross Time: 1:56.00 MileRate: 1:56.00 LeadTime: 0.00s First Qtr: 28.80s Second Qtr: 29.00s Third Qtr: 29.60s Fourth Qtr: 27.80s

NoHorse	Plc	Mar	800 Posi	400 Posi	Time	3rd Qtr	4th Qtr
5 FLASHING ARK	1	0.0m	0.0m (0)	0.0m (0)	1:56.00	29.60s	27.80s
6 LORD TITANIUM	2	3.5m	4.2m (1)	1.1m (1)	1:56.26	29.38s	27.98s
7 REG LAWSON	3	18.4m	12.5m (1)	12.1m (1)	1:57.35	29.56s	28.29s
4 HUGHEY	4	18.6m	8.3m (1)	7.0m (1)	1:57.36	29.50s	28.66s
8 YOUR GRACE	5	23.9m	10.8m (0)	10.4m (0)	1:57.75	29.56s	28.81s
1 DILO SPIRIT	6	26.0m	5.3m (0)	5.3m (0)	1:57.90	29.60s	29.32s
10 IMA AUSSIE ARTIST	7	26.2m	18.0m (1)	13.7m (2)	1:57.92	29.28s	28.74s
2 ELLA RAIN	8	64.5m	17.2m (0)	21.6m (0)	2:00.72	29.90s	30.98s
9 LUCY HELEN	9	66.7m	25.5m (0)	28.9m (0)	2:00.88	29.82s	30.62s

Finish Position and metres gained from 800m





PJ Harness Analyser

Sectional Analysis Software - Not just a formguide!

www.facebook.com/PJHarnessRacing



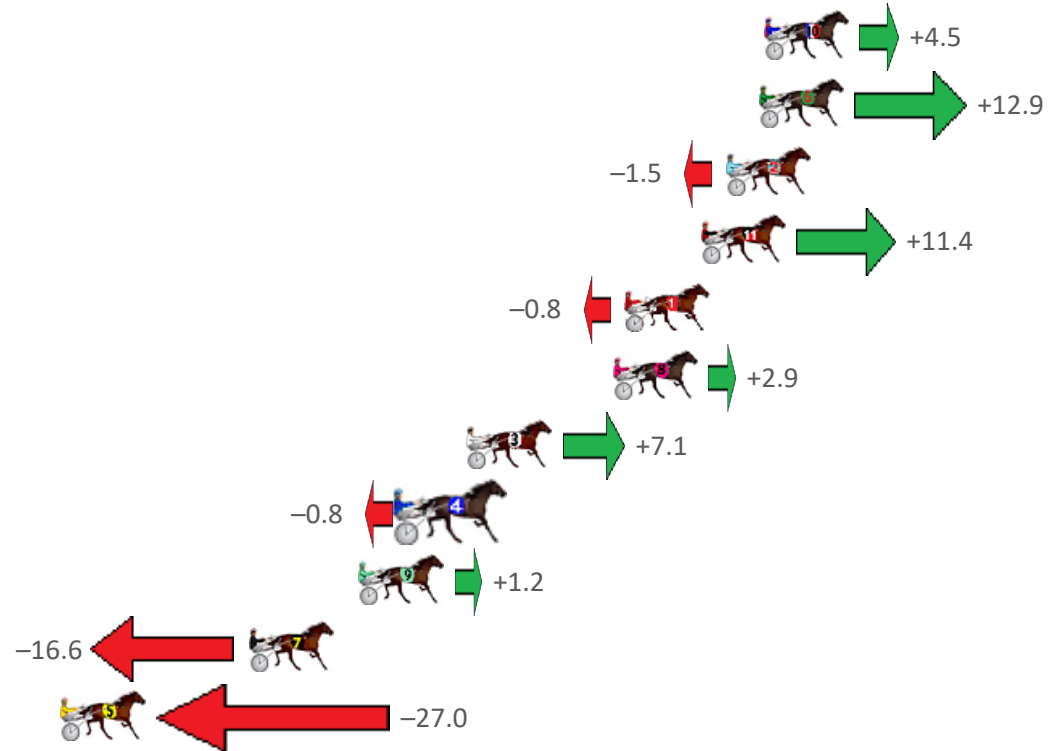
Bunbury Race 3 Distance 1609m

Friday, 27 October 2023

Gross Time: 1:58.50 MileRate: 1:58.50 LeadTime: 0.00s First Qtr: 29.70s Second Qtr: 29.90s Third Qtr: 28.90s Fourth Qtr: 30.00s

NoHorse	Plc	Mar	800 Posi	400 Posi	Time	3rd Qtr	4th Qtr
10 CRY HAVOC	1	0.0m	4.5m (2)	0.0m (1)	1:58.50	28.58s	30.00s
6 OUR SURROGATE	2	0.2m	13.1m (0)	13.7m (0)	1:58.52	28.96s	29.02s
2 HEART OF SAHARA	3	1.5m	0.0m (0)	0.8m (0)	1:58.62	28.96s	30.06s
11 FLAMING CULLEN	4	2.5m	13.9m (2)	8.2m (2)	1:58.70	28.50s	29.60s
1 BABYSGOTBLUEEYES	5	5.5m	4.7m (0)	5.5m (0)	1:58.93	28.96s	30.03s
8 CRACKA TINNY	6	6.0m	8.9m (0)	9.6m (0)	1:58.97	28.96s	29.77s
3 ROCKIN JETSTAR	7	11.8m	18.9m (0)	18.3m (0)	1:59.43	28.88s	29.59s
4 LIL DELIGHT	8	14.2m	13.4m (1)	18.9m (1)	1:59.62	29.32s	29.74s
9 AMERICAN ROCK	9	16.1m	17.3m (1)	14.5m (2)	1:59.77	28.72s	30.21s
7 RISKITFORDABISKIT	10	20.5m	3.9m (1)	8.2m (1)	2:00.11	29.22s	31.01s
5 JAMANCO	11	36.2m	9.2m (1)	13.9m (1)	2:01.34	29.26s	31.82s

Finish Position and metres gained from 800m





PJ Harness Analyser

Sectional Analysis Software - Not just a formguide!

www.facebook.com/PJHarnessRacing



RISE Digital, Harness Racing Australia nor the provider accepts any responsibility for the completeness or accuracy of any of the information contained herein, and makes no representations about its suitability for any particular purpose. Users should make their own judgements about those matters and/or seek independent advice. You assume all risks associated with use of data provided on this page

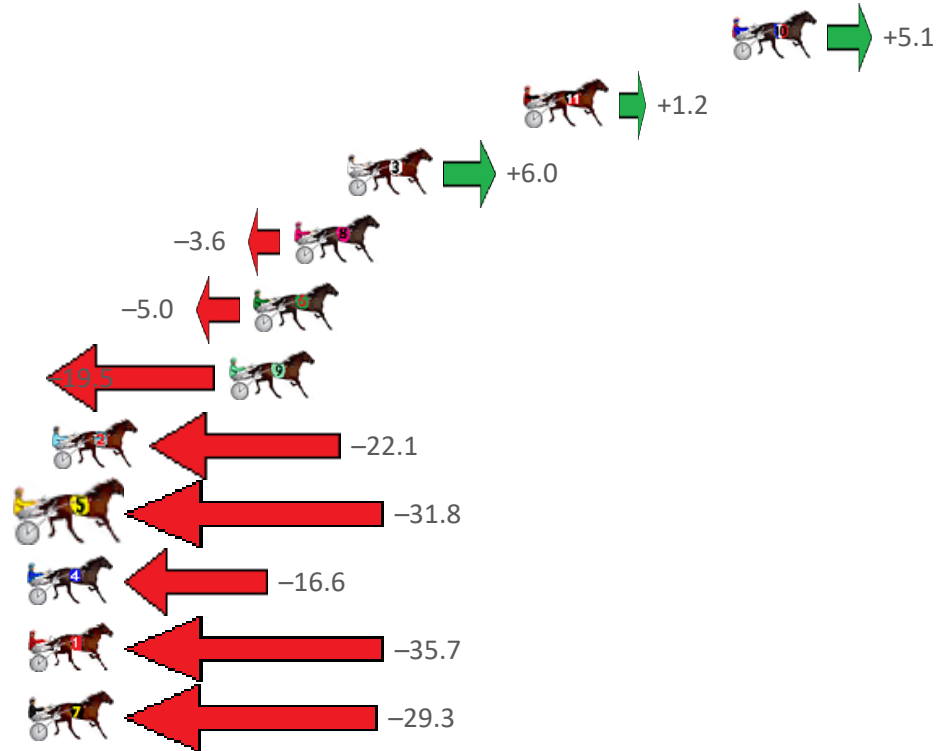
Bunbury Race 4 Distance 2100m

Friday, 27 October 2023

Gross Time: 2:34.90 MileRate: 1:58.70 LeadTime: 35.50s First Qtr: 29.90s Second Qtr: 29.80s Third Qtr: 30.50s Fourth Qtr: 29.20s

NoHorse	Plc	Mar	800 Posi	400 Posi	Time	3rd Qtr	4th Qtr
10 HUMDINGER	1	0.0m	5.1m (1)	4.6m (2)	2:34.90	30.46s	28.86s
11 HERE COMES SHARKI	2	8.3m	9.5m (1)	8.6m (1)	2:35.54	30.44s	29.20s
3 SON OF STARSKY	3	15.3m	21.3m (1)	13.8m (1)	2:36.07	29.94s	29.35s
8 SEEKNYOUSHALLFIN	4	17.4m	13.8m (1)	12.9m (3)	2:36.23	30.44s	29.57s
6 JESSE ALLWOOD	5	19.0m	14.0m (0)	16.2m (0)	2:36.36	30.66s	29.46s
9 ROBSHAW	6	20.0m	0.5m (1)	0.0m (1)	2:36.43	30.46s	30.73s
2 GOTA GOOD WARH	7	27.0m	4.9m (0)	5.1m (0)	2:36.97	30.52s	30.89s
5 SWEET IVY	8	31.8m	0.0m (0)	0.5m (0)	2:37.34	30.54s	31.60s
4 THE BATMOBILE	9	35.5m	18.9m (0)	19.1m (1)	2:37.62	30.52s	30.50s
1 HI TOMMY	10	45.2m	9.5m (0)	11.9m (0)	2:38.36	30.68s	31.78s
7 CAPTAINS BEACHBA	11	46.0m	16.7m (2)	10.5m (2)	2:38.42	30.04s	31.94s

Finish Position and metres gained from 800m



PJ Harness Analyser

Sectional Analysis Software - Not just a formguide!

www.facebook.com/PJHarnessRacing

RISE Digital, Harness Racing Australia nor the provider accepts any responsibility for the completeness or accuracy of any of the information contained herein, and makes no representations about its suitability for any particular purpose. Users should make their own judgements about those matters and/or seek independent advice. You assume all risks associated with use of data provided on this page

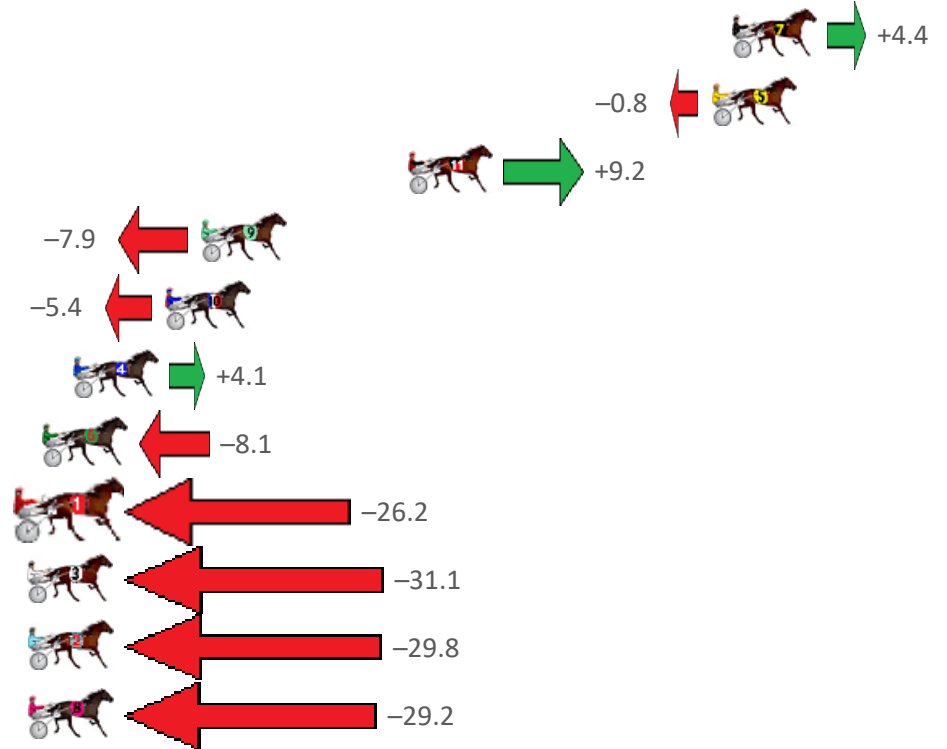
Bunbury Race 5 Distance 1609m

Friday, 27 October 2023

Gross Time: 1:57.60 MileRate: 1:57.60 LeadTime: 0.00s First Qtr: 29.10s Second Qtr: 30.10s Third Qtr: 29.20s Fourth Qtr: 29.20s

NoHorse	Plc	Mar	800 Posi	400 Posi	Time	3rd Qtr	4th Qtr
7 ALFA PRINCESS	1	0.0m	4.4m (1)	3.3m (1)	1:57.60	29.12s	28.96s
5 EXTINCTION	2	0.8m	0.0m (0)	0.0m (0)	1:57.66	29.20s	29.26s
11 TRUNKEY CARRAWA	3	12.9m	22.1m (1)	10.5m (3)	1:58.59	28.36s	29.43s
9 IMMACHULATE	4	21.1m	13.2m (1)	13.0m (1)	1:59.22	29.18s	29.88s
10 SHES A LUCKY PENN	5	22.5m	17.1m (1)	13.8m (2)	1:59.32	28.96s	29.92s
4 WISE SAGE	6	26.2m	30.3m (0)	25.1m (1)	1:59.61	28.82s	29.39s
6 FLASH MOB	7	27.4m	19.3m (0)	18.2m (2)	1:59.70	29.12s	29.98s
1 SHELLWOOD CHIEF	8	35.0m	8.8m (1)	8.6m (1)	2:00.28	29.18s	31.26s
3 ADVANCE STRIKE	9	35.5m	4.4m (0)	9.1m (0)	2:00.32	29.54s	31.26s
2 FOUR STARZZZ HAW	10	38.4m	8.6m (0)	13.5m (0)	2:00.54	29.56s	31.16s
8 OCTAVIA	11	42.4m	13.2m (0)	19.3m (0)	2:00.85	29.64s	31.05s

Finish Position and metres gained from 800m





PJ Harness Analyser

Sectional Analysis Software - Not just a formguide!

www.facebook.com/PJHarnessRacing



RISE Digital, Harness Racing Australia nor the provider accepts any responsibility for the completeness or accuracy of any of the information contained herein, and makes no representations about its suitability for any particular purpose. Users should make their own judgements about those matters and/or seek independent advice. You assume all risks associated with use of data provided on this page

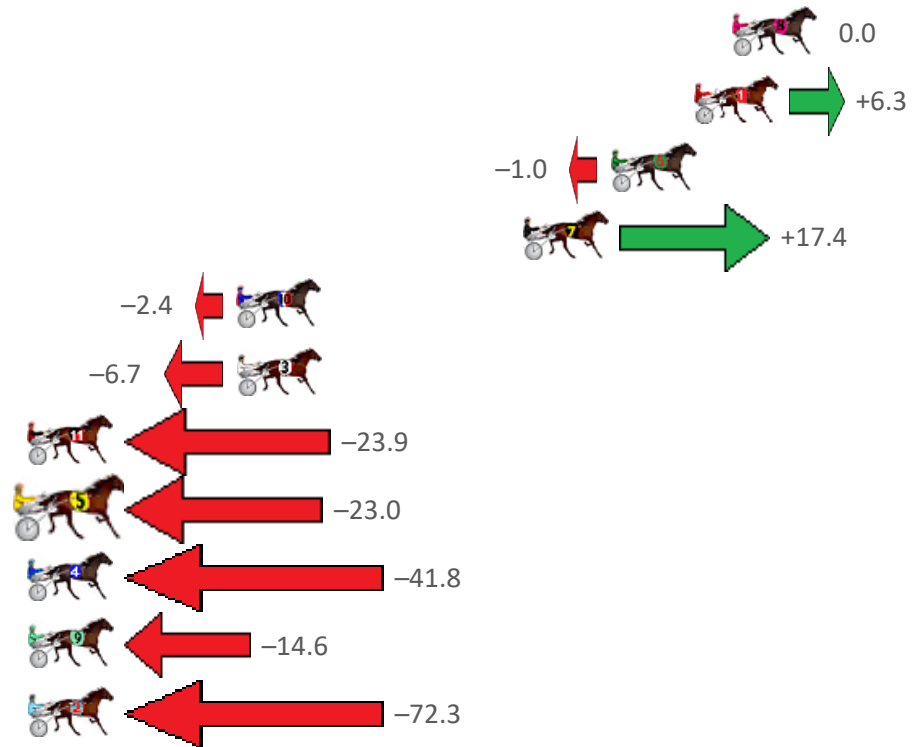
Bunbury Race 6 Distance 1609m

Friday, 27 October 2023

Gross Time: 1:55.90 MileRate: 1:55.90 LeadTime: 0.00s First Qtr: 27.80s Second Qtr: 29.80s Third Qtr: 30.10s Fourth Qtr: 28.30s

NoHorse	Plc	Mar	800 Posi	400 Posi	Time	3rd Qtr	4th Qtr
8 DOURADO	1	0.0m	0.0m (0)	0.0m (0)	1:55.90	30.10s	28.30s
1 FLYIN DISCO	2	1.5m	7.8m (0)	4.6m (2)	1:56.01	29.85s	28.08s
6 BRODIE BOY	3	4.8m	3.8m (0)	4.4m (0)	1:56.26	30.14s	28.34s
7 IMPERIUM	4	8.3m	25.7m (1)	9.4m (2)	1:56.52	28.88s	28.24s
10 ELLUCIFER	5	19.7m	17.3m (0)	13.8m (0)	1:57.36	29.82s	28.76s
3 SKIPPIN CLASS	6	19.7m	13.0m (0)	9.4m (0)	1:57.36	29.82s	29.08s
11 MISTER KOPA	7	43.9m	20.0m (1)	7.2m (3)	1:59.16	29.14s	31.04s
5 MAJIC BAY	8	45.7m	22.7m (0)	19.3m (0)	1:59.30	29.82s	30.30s
4 IWILL NEVER KNOW	9	47.2m	5.4m (1)	5.2m (1)	1:59.41	30.08s	31.43s
9 TRUNKEY MON STAR	10	47.5m	32.9m (0)	20.7m (1)	1:59.43	29.16s	30.33s
2 VALHALLA ANGEL	11	88.0m	15.7m (1)	15.7m (1)	2:02.44	30.08s	33.70s

Finish Position and metres gained from 800m





PJ Harness Analyser

Sectional Analysis Software - Not just a formguide!

www.facebook.com/PJHarnessRacing



RISE Digital, Harness Racing Australia nor the provider accepts any responsibility for the completeness or accuracy of any of the information contained herein, and makes no representations about its suitability for any particular purpose. Users should make their own judgements about those matters and/or seek independent advice. You assume all risks associated with use of data provided on this page

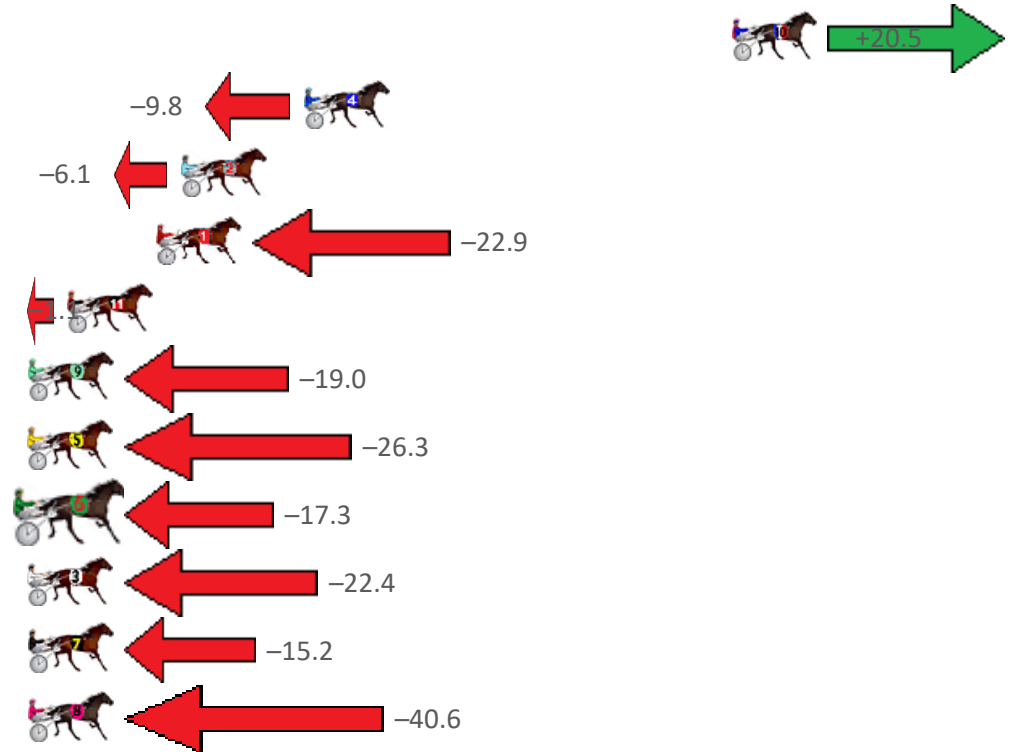
Bunbury Race 7 Distance 1609m

Friday, 27 October 2023

Gross Time: 1:55.70 MileRate: 1:55.70 LeadTime: 0.00s First Qtr: 28.10s Second Qtr: 29.80s Third Qtr: 29.00s Fourth Qtr: 28.90s

NoHorse	Plc	Mar	800 Posi	400 Posi	Time	3rd Qtr	4th Qtr
10 RELLIM	1	0.0m	20.5m (1)	14.7m (2)	1:55.70	28.58s	27.84s
4 BATAVIA STORM	2	17.0m	7.2m (1)	5.0m (0)	1:56.99	28.84s	29.83s
2 HEAVENLY WAGE	3	21.9m	15.8m (1)	10.8m (2)	1:57.36	28.64s	29.78s
1 ALEXANDRA THEGRE	4	22.9m	0.0m (0)	0.0m (0)	1:57.44	29.00s	30.64s
11 DOVE CRY	5	26.4m	25.3m (1)	19.7m (2)	1:57.70	28.60s	29.48s
9 NAVY STREET	6	28.4m	9.4m (0)	12.5m (1)	1:57.85	29.22s	30.15s
5 ROCKIN THE TREND	7	28.8m	2.5m (1)	0.8m (1)	1:57.88	28.88s	31.02s
6 LILLY LAGUNA	8	31.2m	13.9m (0)	16.7m (1)	1:58.07	29.20s	30.07s
3 SECRET REACTION	9	33.5m	11.1m (1)	7.8m (1)	1:58.24	28.76s	30.88s
7 DISCO DYNAMO	10	37.4m	22.2m (0)	20.0m (0)	1:58.54	28.84s	30.30s
8 ISAIDBOO	11	44.5m	3.9m (0)	12.5m (0)	1:59.08	29.62s	31.38s

Finish Position and metres gained from 800m





PJ Harness Analyser

Sectional Analysis Software - Not just a formguide!

www.facebook.com/PJHarnessRacing



RISE Digital, Harness Racing Australia nor the provider accepts any responsibility for the completeness or accuracy of any of the information contained herein, and makes no representations about its suitability for any particular purpose. Users should make their own judgements about those matters and/or seek independent advice. You assume all risks associated with use of data provided on this page