

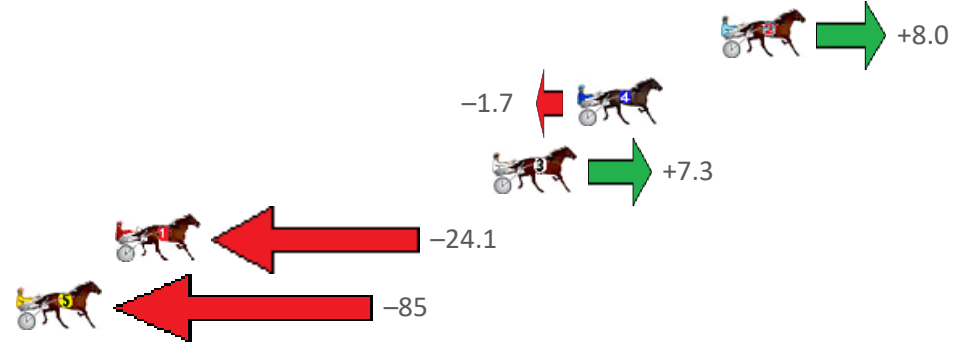
# Central Wheatbelt Race 1 Distance 1730m

Sunday, 8 October 2023

Gross Time: 2:11.40 MileRate: 2:02.30 LeadTime: 9.10s First Qtr: 30.50s Second Qtr: 30.10s Third Qtr: 30.50s Fourth Qtr: 31.20s

| NoHorse             | Plc | Mar    | 800 Posi  | 400 Posi  | Time    | 3rd Qtr | 4th Qtr |
|---------------------|-----|--------|-----------|-----------|---------|---------|---------|
| 2 OURFIRSTIMPRESSIO | 1   | 0.0m   | 8.0m (0)  | 6.8m (1)  | 2:11.40 | 30.41s  | 30.67s  |
| 4 LUNETTA           | 2   | 5.7m   | 4.0m (0)  | 4.2m (0)  | 2:11.86 | 30.51s  | 31.32s  |
| 3 MY GRAND ANGUS    | 3   | 9.1m   | 16.4m (0) | 15.6m (0) | 2:12.14 | 30.44s  | 30.70s  |
| 1 ALREDDY FLYIN     | 4   | 24.1m  | 0.0m (0)  | 0.0m (0)  | 2:13.37 | 30.48s  | 33.07s  |
| 5 MIDNIGHT REUNION  | 5   | 108.9m | 24.2m (0) | 27.8m (0) | 2:20.28 | 30.71s  | 37.49s  |

## Finish Position and metres gained from 800m





# PJ Harness Analyser

*Sectional Analysis Software - Not just a formguide!*

[www.facebook.com/PJHarnessRacing](http://www.facebook.com/PJHarnessRacing)



RISE Digital, Harness Racing Australia nor the provider accepts any responsibility for the completeness or accuracy of any of the information contained herein, and makes no representations about its suitability for any particular purpose. Users should make their own judgements about those matters and/or seek independent advice. You assume all risks associated with use of data provided on this page

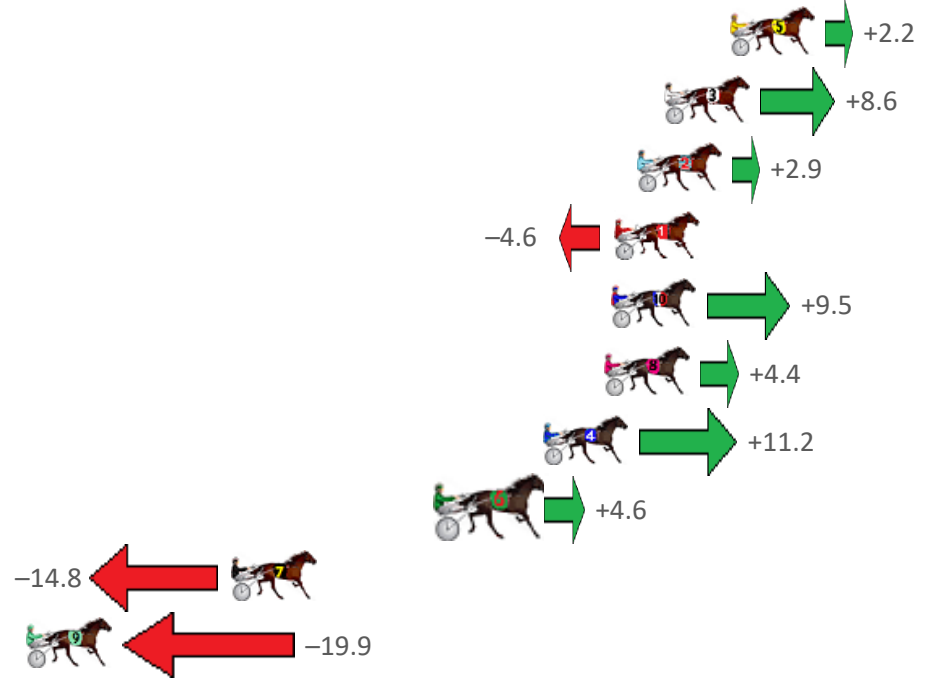
# Central Wheatbelt Race 2 Distance 2130m

Sunday, 8 October 2023

Gross Time: 2:44.00 MileRate: 2:03.90 LeadTime: 39.40s First Qtr: 32.20s Second Qtr: 31.40s Third Qtr: 29.20s Fourth Qtr: 31.80s

| NoHorse             | Plc | Mar   | 800 Posi  | 400 Posi  | Time    | 3rd Qtr | 4th Qtr |
|---------------------|-----|-------|-----------|-----------|---------|---------|---------|
| 5 IMA AUSSIE ARTIST | 1   | 0.0m  | 2.2m (1)  | 1.4m (1)  | 2:44.00 | 29.14s  | 31.69s  |
| 3 JACKY DARLING     | 2   | 2.6m  | 11.2m (1) | 7.4m (2)  | 2:44.22 | 28.93s  | 31.42s  |
| 2 NEVERTELLMETHEO   | 3   | 3.7m  | 6.6m (1)  | 5.8m (1)  | 2:44.31 | 29.15s  | 31.63s  |
| 1 IWILL NEVER KNOW  | 4   | 4.6m  | 0.0m (0)  | 0.0m (0)  | 2:44.38 | 29.19s  | 32.16s  |
| 10 TRUNKEY MON STAR | 5   | 4.7m  | 14.2m (2) | 10.0m (3) | 2:44.39 | 28.90s  | 31.38s  |
| 8 ON GOLDEN ROAD    | 6   | 5.0m  | 9.4m (0)  | 10.4m (1) | 2:44.42 | 29.29s  | 31.37s  |
| 4 WHOOPSADAISY      | 7   | 7.4m  | 18.6m (0) | 22.0m (0) | 2:44.61 | 29.50s  | 30.65s  |
| 6 SHES A DACTYL     | 8   | 11.2m | 15.8m (1) | 16.2m (1) | 2:44.93 | 29.25s  | 31.40s  |
| 7 WICKHAM WINDS     | 9   | 19.8m | 5.0m (0)  | 7.6m (0)  | 2:45.64 | 29.36s  | 32.76s  |
| 9 WENDY MAY SUE     | 10  | 34.3m | 14.4m (0) | 16.6m (0) | 2:46.85 | 29.31s  | 33.20s  |

## Finish Position and metres gained from 800m





# PJ Harness Analyser

Sectional Analysis Software - Not just a formguide!

www.facebook.com/PJHarnessRacing



RISE Digital, Harness Racing Australia nor the provider accepts any responsibility for the completeness or accuracy of any of the information contained herein, and makes no representations about its suitability for any particular purpose. Users should make their own judgements about those matters and/or seek independent advice. You assume all risks associated with use of data provided on this page

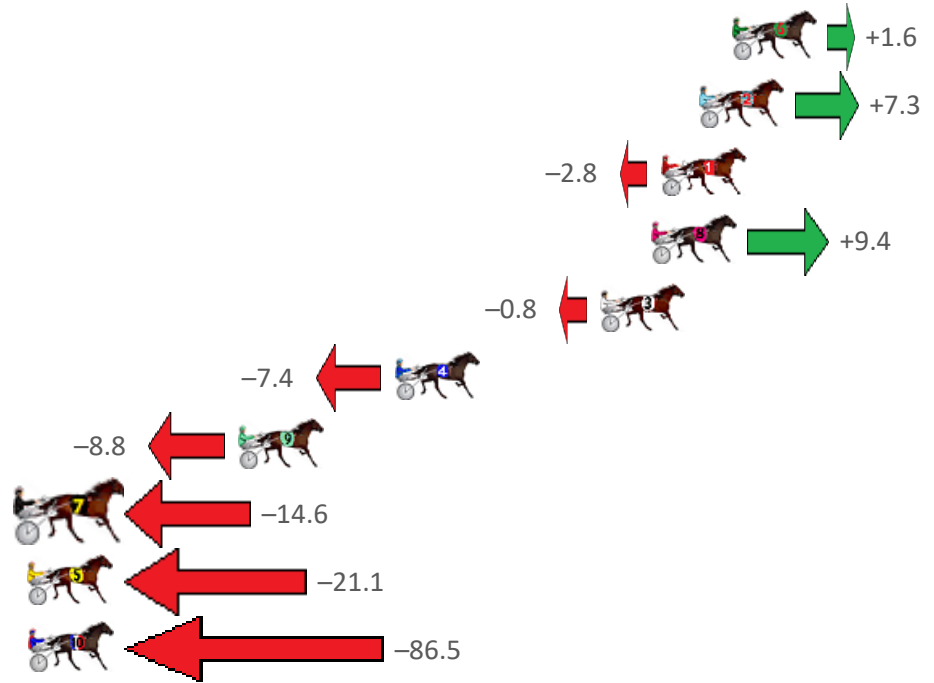
# Central Wheatbelt Race 3 Distance 2130m

Sunday, 8 October 2023

Gross Time: 2:41.40 MileRate: 2:02.00 LeadTime: 37.80s First Qtr: 31.10s Second Qtr: 30.80s Third Qtr: 30.00s Fourth Qtr: 31.70s

| NoHorse               | Plc | Mar    | 800 Posi  | 400 Posi  | Time    | 3rd Qtr | 4th Qtr |
|-----------------------|-----|--------|-----------|-----------|---------|---------|---------|
| 6 MAJOR MANHATTA      | 1   | 0.0m   | 1.6m (1)  | 0.4m (1)  | 2:41.40 | 29.91s  | 31.67s  |
| 2 MUMMAS LITTLE ST    | 2   | 1.3m   | 8.6m (0)  | 8.8m (0)  | 2:41.51 | 30.03s  | 31.11s  |
| 1 READY TO ATTACK     | 3   | 2.8m   | 0.0m (0)  | 0.0m (0)  | 2:41.63 | 29.99s  | 31.92s  |
| 8 PACIFIC EAGLE       | 4   | 3.2m   | 12.6m (0) | 12.8m (0) | 2:41.66 | 30.04s  | 30.94s  |
| 3 METEOROID           | 5   | 5.2m   | 4.4m (0)  | 4.6m (1)  | 2:41.83 | 30.01s  | 31.75s  |
| 4 SAVE THIS DANCE     | 6   | 13.4m  | 6.0m (1)  | 6.4m (2)  | 2:42.51 | 30.02s  | 32.25s  |
| 9 THATS SO FETCH      | 7   | 19.6m  | 10.8m (1) | 10.8m (1) | 2:43.02 | 29.98s  | 32.39s  |
| 7 ROCK THE BANK       | 8   | 31.8m  | 17.2m (0) | 20.2m (0) | 2:44.03 | 30.21s  | 32.61s  |
| 5 HEEZ TRUE BLUE      | 9   | 40.9m  | 19.8m (1) | 30.4m (0) | 2:44.79 | 30.79s  | 32.53s  |
| 10 THIRTYTHREE TRICKS | 10  | 101.7m | 15.2m (1) | 26.6m (1) | 2:49.82 | 30.72s  | 37.62s  |

## Finish Position and metres gained from 800m





# PJ Harness Analyser

Sectional Analysis Software - Not just a formguide!

[www.facebook.com/PJHarnessRacing](http://www.facebook.com/PJHarnessRacing)



RISE Digital, Harness Racing Australia nor the provider accepts any responsibility for the completeness or accuracy of any of the information contained herein, and makes no representations about its suitability for any particular purpose. Users should make their own judgements about those matters and/or seek independent advice. You assume all risks associated with use of data provided on this page

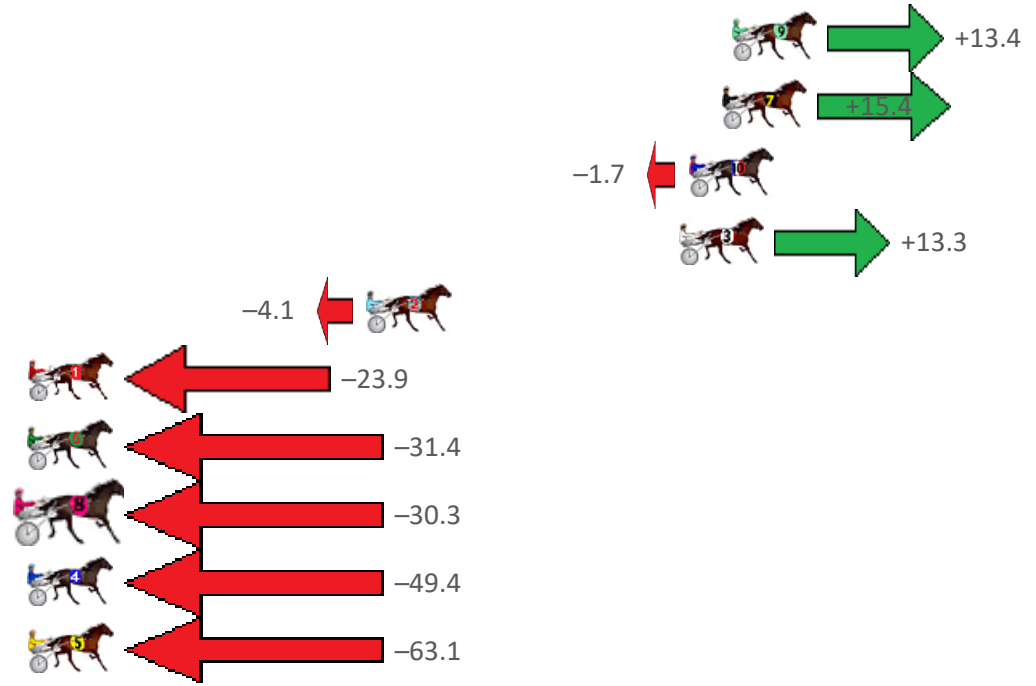
# Central Wheatbelt Race 4 Distance 2130m

Sunday, 8 October 2023

Gross Time: 2:41.30 MileRate: 2:01.90 LeadTime: 38.00s First Qtr: 31.70s Second Qtr: 29.90s Third Qtr: 30.80s Fourth Qtr: 30.90s

| NoHorse            | Plc | Mar   | 800 Posi  | 400 Posi  | Time    | 3rd Qtr | 4th Qtr |
|--------------------|-----|-------|-----------|-----------|---------|---------|---------|
| 9 THE MERCENARY    | 1   | 0.0m  | 13.4m (2) | 3.4m (1)  | 2:41.30 | 30.03s  | 30.64s  |
| 7 THE DARK NIGHT   | 2   | 0.4m  | 15.8m (0) | 6.0m (2)  | 2:41.33 | 30.05s  | 30.47s  |
| 10 BATAVIA PLAYBOY | 3   | 1.7m  | 0.0m (1)  | 0.0m (0)  | 2:41.44 | 30.80s  | 31.03s  |
| 3 SPORTS CENTRAL   | 4   | 2.1m  | 15.4m (1) | 7.4m (1)  | 2:41.47 | 30.19s  | 30.49s  |
| 2 GLADYS GUGMAN    | 5   | 14.5m | 10.4m (1) | 13.2m (1) | 2:42.47 | 31.01s  | 31.00s  |
| 1 AMERICAN VOODOO  | 6   | 35.7m | 11.8m (0) | 18.4m (2) | 2:44.19 | 31.30s  | 32.23s  |
| 6 TRINITY BROMAC   | 7   | 38.0m | 6.6m (1)  | 11.6m (0) | 2:44.37 | 31.18s  | 32.93s  |
| 8 BILLY MACK       | 8   | 50.1m | 19.8m (0) | 20.6m (1) | 2:45.35 | 30.86s  | 33.17s  |
| 4 EL PASO DE MARKO | 9   | 57.4m | 8.0m (0)  | 20.0m (0) | 2:45.94 | 31.72s  | 33.77s  |
| 5 BOSTON ROB       | 10  | 67.1m | 4.0m (0)  | 15.6m (0) | 2:46.72 | 31.68s  | 34.86s  |

## Finish Position and metres gained from 800m





## PJ Harness Analyser

Sectional Analysis Software - Not just a formguide!

[www.facebook.com/PJHarnessRacing](http://www.facebook.com/PJHarnessRacing)



RISE Digital, Harness Racing Australia nor the provider accepts any responsibility for the completeness or accuracy of any of the information contained herein, and makes no representations about its suitability for any particular purpose. Users should make their own judgements about those matters and/or seek independent advice. You assume all risks associated with use of data provided on this page

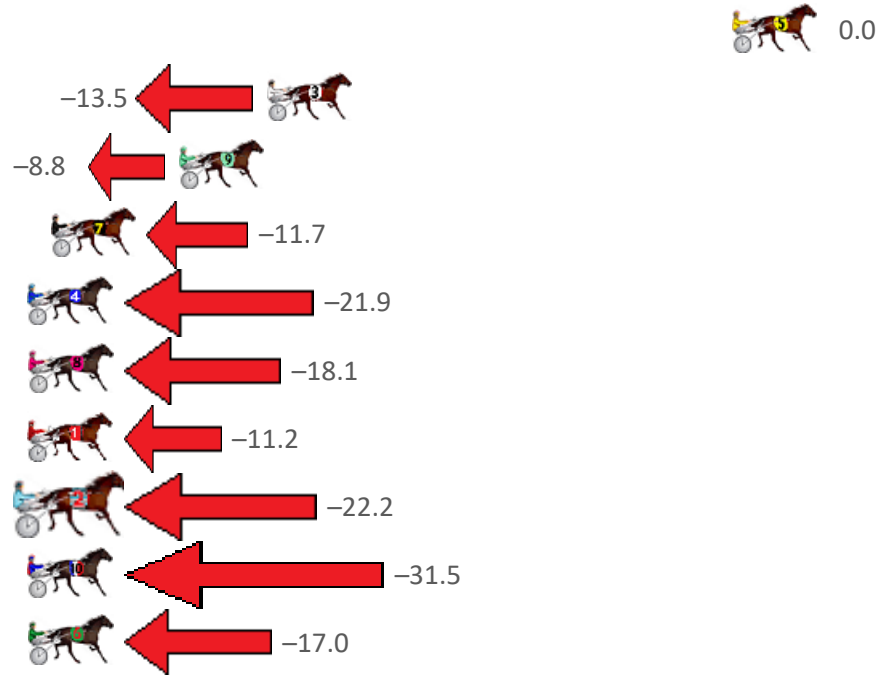
# Central Wheatbelt Race 5 Distance 1730m

Sunday, 8 October 2023

Gross Time: 2:09.10 MileRate: 2:00.10 LeadTime: 9.00s First Qtr: 30.30s Second Qtr: 31.00s Third Qtr: 29.80s Fourth Qtr: 29.00s

| NoHorse             | Plc | Mar   | 800 Posi  | 400 Posi  | Time    | 3rd Qtr | 4th Qtr |
|---------------------|-----|-------|-----------|-----------|---------|---------|---------|
| 5 CAVALRY CALL      | 1   | 0.0m  | 0.0m (0)  | 0.0m (0)  | 2:09.10 | 29.80s  | 29.00s  |
| 3 BATAVIA STORM     | 2   | 18.5m | 5.0m (0)  | 4.2m (0)  | 2:10.51 | 29.76s  | 30.03s  |
| 9 TENACIOUS GEORGE  | 3   | 22.0m | 13.2m (0) | 10.0m (0) | 2:10.77 | 29.58s  | 29.87s  |
| 7 BAZZA MAC         | 4   | 27.1m | 15.4m (1) | 10.8m (2) | 2:11.16 | 29.48s  | 30.18s  |
| 4 CAPTAINS COTE     | 5   | 28.7m | 6.8m (1)  | 6.6m (2)  | 2:11.28 | 29.81s  | 30.59s  |
| 8 CRACKA TINNY      | 6   | 29.1m | 11.0m (1) | 13.4m (1) | 2:11.31 | 29.99s  | 30.13s  |
| 1 BATAVIA STREAMLIN | 7   | 29.2m | 18.0m (0) | 15.4m (0) | 2:11.32 | 29.62s  | 29.99s  |
| 2 DAZZLING JEWEL    | 8   | 31.4m | 9.2m (0)  | 9.4m (1)  | 2:11.49 | 29.84s  | 30.59s  |
| 10 MISTER RIGGERS   | 9   | 34.1m | 2.6m (1)  | 4.6m (1)  | 2:11.69 | 29.98s  | 31.13s  |
| 6 CARUBA            | 10  | 36.8m | 19.8m (1) | 17.4m (2) | 2:11.90 | 29.64s  | 30.40s  |

## Finish Position and metres gained from 800m





## PJ Harness Analyser

Sectional Analysis Software - Not just a formguide!

[www.facebook.com/PJHarnessRacing](http://www.facebook.com/PJHarnessRacing)



RISE Digital, Harness Racing Australia nor the provider accepts any responsibility for the completeness or accuracy of any of the information contained herein, and makes no representations about its suitability for any particular purpose. Users should make their own judgements about those matters and/or seek independent advice. You assume all risks associated with use of data provided on this page


# Central Wheatbelt Race 6 Distance 2130m

Sunday, 8 October 2023

Gross Time: 2:41.60 MileRate: 2:02.10 LeadTime: 38.00s First Qtr: 31.40s Second Qtr: 31.00s Third Qtr: 29.80s Fourth Qtr: 31.40s

| NoHorse             | Plc | Mar   | 800 Posi  | 400 Posi  | Time    | 3rd Qtr | 4th Qtr |
|---------------------|-----|-------|-----------|-----------|---------|---------|---------|
| 5 TOMMY KRUZE       | 1   | 0.0m  | 15.2m (1) | 8.4m (3)  | 2:41.60 | 29.30s  | 30.74s  |
| 6 KRAKKA LIGHTNING  | 2   | 11.9m | 2.0m (1)  | 0.0m (0)  | 2:42.58 | 29.62s  | 32.33s  |
| 1 HOT CINDER        | 3   | 14.3m | 4.8m (0)  | 5.6m (1)  | 2:42.77 | 29.84s  | 32.08s  |
| 3 EL AY EAGLE       | 4   | 25.4m | 0.0m (0)  | 5.8m (0)  | 2:43.68 | 30.20s  | 32.93s  |
| 7 PINK PARADE       | 5   | 27.0m | 6.6m (1)  | 5.4m (2)  | 2:43.82 | 29.67s  | 33.09s  |
| 9 NAVAJO TRAILBLAZE | 6   | 34.2m | 13.0m (0) | 18.0m (0) | 2:44.41 | 30.15s  | 32.66s  |
| 2 BATAVIA BOB       | 7   | 44.0m | 9.0m (0)  | 12.6m (0) | 2:45.21 | 30.01s  | 33.85s  |
| 8 ADDA PARIS        | 8   | 46.4m | 10.6m (1) | 14.8m (1) | 2:45.41 | 30.06s  | 33.87s  |

Finish Position and metres gained from 800m



## PJ Harness Analyser

Sectional Analysis Software - Not just a formguide!

[www.facebook.com/PJHarnessRacing](http://www.facebook.com/PJHarnessRacing)



RISE Digital, Harness Racing Australia nor the provider accepts any responsibility for the completeness or accuracy of any of the information contained herein, and makes no representations about its suitability for any particular purpose. Users should make their own judgements about those matters and/or seek independent advice. You assume all risks associated with use of data provided on this page

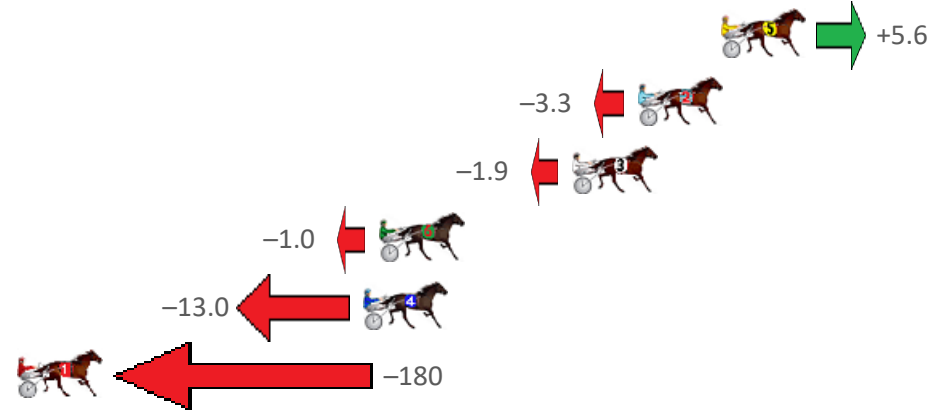
# Central Wheatbelt Race 7 Distance 1730m

Sunday, 8 October 2023

Gross Time: 2:16.40 MileRate: 2:06.80 LeadTime: 9.60s First Qtr: 32.20s Second Qtr: 33.60s Third Qtr: 31.00s Fourth Qtr: 30.00s

| NoHorse           | Plc | Mar    | 800 Posi  | 400 Posi  | Time    | 3rd Qtr | 4th Qtr |
|-------------------|-----|--------|-----------|-----------|---------|---------|---------|
| 5 WHOZ THIS       | 1   | 0.0m   | 5.6m (1)  | 8.0m (1)  | 2:16.40 | 31.17s  | 29.40s  |
| 2 STAR OF KAOS    | 2   | 3.3m   | 0.0m (0)  | 0.0m (0)  | 2:16.66 | 31.00s  | 30.25s  |
| 3 JUST CRUIZIN    | 3   | 5.9m   | 4.0m (0)  | 4.4m (0)  | 2:16.86 | 31.03s  | 30.11s  |
| 6 FIRST REUNION   | 4   | 13.6m  | 12.6m (0) | 13.6m (1) | 2:17.47 | 31.08s  | 30.00s  |
| 4 LIZZIE THORPE   | 5   | 14.2m  | 1.2m (1)  | 3.4m (1)  | 2:17.52 | 31.18s  | 30.81s  |
| 1 MIDWIFE CALLING | 6   | 187.4m | 8.0m (0)  | 11.4m (0) | 2:31.13 | 31.48s  | 43.13s  |

Finish Position and metres gained from 800m





## PJ Harness Analyser

*Sectional Analysis Software - Not just a formguide!*

[www.facebook.com/PJHarnessRacing](http://www.facebook.com/PJHarnessRacing)



RISE Digital, Harness Racing Australia nor the provider accepts any responsibility for the completeness or accuracy of any of the information contained herein, and makes no representations about its suitability for any particular purpose. Users should make their own judgements about those matters and/or seek independent advice. You assume all risks associated with use of data provided on this page