

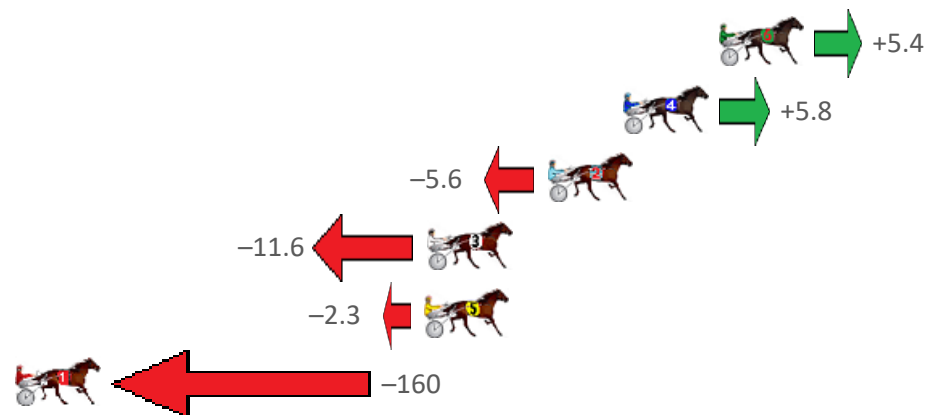
Narrogen Race 1 Distance 2242m

Saturday, 28 October 2023

Gross Time: 2:48.50 MileRate: 2:00.90 LeadTime: 47.80s First Qtr: 32.20s Second Qtr: 29.90s Third Qtr: 29.10s Fourth Qtr: 29.50s

NoHorse	Plc	Mar	800 Posi	400 Posi	Time	3rd Qtr	4th Qtr
6 WORLDS ABOVE	1	0.0m	5.4m (1)	6.2m (1)	2:48.50	29.16s	29.05s
4 ROX THE WORLD	2	3.8m	9.6m (0)	13.8m (0)	2:48.79	29.41s	28.77s
2 TAXI IT IS	3	6.8m	1.2m (1)	1.6m (1)	2:49.03	29.13s	29.88s
3 PETES HONOUR	4	11.6m	0.0m (0)	0.0m (0)	2:49.40	29.09s	30.35s
5 ARIONROCK	5	11.7m	9.4m (1)	10.4m (1)	2:49.40	29.17s	29.60s
1 SANFORD SHIRLEY	6	164.4m	4.8m (0)	19.2m (0)	3:01.21	30.08s	40.15s

Finish Position and metres gained from 800m



PJ Harness Analyser

Sectional Analysis Software – Not just a formguide!

www.facebook.com/PJHarnessRacing



RISE Digital, Harness Racing Australia nor the provider accepts any responsibility for the completeness or accuracy of any of the information contained herein, and makes no representations about its suitability for any particular purpose. Users should make their own judgements about those matters and/or seek independent advice. You assume all risks associated with use of data provided on this page

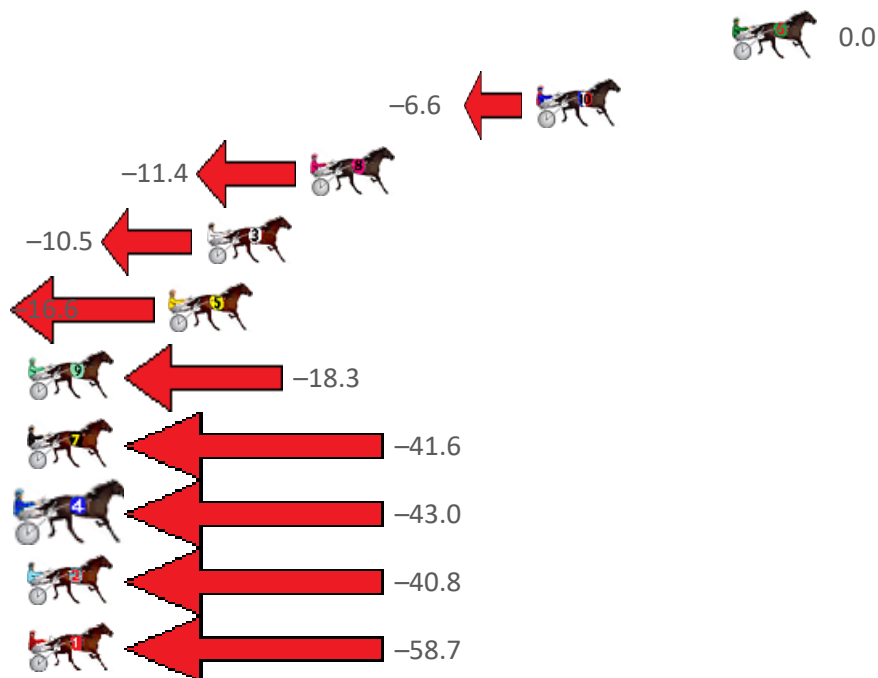
Narrogin Race 2 Distance 2242m

Saturday, 28 October 2023

Gross Time: 2:46.80 MileRate: 1:59.70 LeadTime: 45.80s First Qtr: 31.00s Second Qtr: 29.60s Third Qtr: 30.00s Fourth Qtr: 30.40s

NoHorse	Plc	Mar	800 Posi	400 Posi	Time	3rd Qtr	4th Qtr
6 VENTURA	1	0.0m	0.0m (0)	0.0m (0)	2:46.80	30.00s	30.40s
10 FIREFLY	2	7.8m	1.2m (1)	2.2m (1)	2:47.42	30.07s	30.82s
8 PACIFIC EAGLE	3	16.8m	5.4m (1)	6.4m (1)	2:48.14	30.07s	31.19s
3 RISING SPIRIT	4	20.9m	10.4m (0)	10.4m (1)	2:48.46	29.99s	31.19s
5 HOT CINDER	5	22.4m	5.8m (0)	6.6m (0)	2:48.58	30.05s	31.59s
9 ART REVIVAL	6	29.9m	11.6m (1)	14.4m (1)	2:49.18	30.20s	31.57s
7 THATS SO FETCH	7	62.4m	20.8m (0)	20.6m (0)	2:51.77	29.96s	33.56s
4 GALEOCERDO CUVIE	8	73.8m	30.8m (1)	32.0m (1)	2:52.67	30.07s	33.56s
2 FARRIERS TROUBLE	9	86.8m	46.0m (0)	50.0m (0)	2:53.71	30.28s	33.18s
1 ROCKY AFFAIR	10	86.9m	28.2m (0)	35.0m (0)	2:53.72	30.48s	34.32s

Finish Position and metres gained from 800m



PJ Harness Analyser

Sectional Analysis Software – Not just a formguide!

www.facebook.com/PJHarnessRacing



RISE Digital, Harness Racing Australia nor the provider accepts any responsibility for the completeness or accuracy of any of the information contained herein, and makes no representations about its suitability for any particular purpose. Users should make their own judgements about those matters and/or seek independent advice. You assume all risks associated with use of data provided on this page

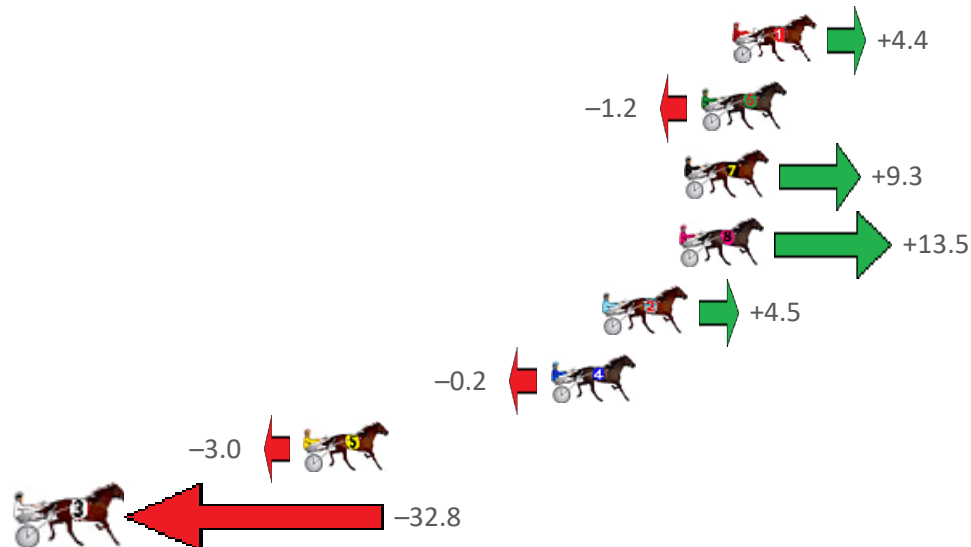
Narrogin Race 3 Distance 2636m

Saturday, 28 October 2023

Gross Time: 3:25.60 MileRate: 2:05.50 LeadTime: 84.50s First Qtr: 32.50s Second Qtr: 29.20s Third Qtr: 28.80s Fourth Qtr: 30.60s

NoHorse	Plc	Mar	800 Posi	400 Posi	Time	3rd Qtr	4th Qtr
1 GLIDING STAR	1	0.0m	4.4m (0)	4.2m (0)	3:25.60	28.79s	30.28s
6 CALIENTE	2	1.2m	0.0m (0)	0.0m (0)	3:25.70	28.80s	30.69s
7 OUR TRUMP CARD	3	1.9m	11.2m (1)	6.2m (2)	3:25.75	28.44s	30.27s
8 STAR OF WILLOUGH	4	2.1m	15.6m (1)	17.0m (1)	3:25.77	28.94s	29.47s
2 I SEE FIRE	5	5.1m	9.6m (0)	8.6m (0)	3:26.01	28.73s	30.33s
4 ZACCY MAC	6	7.2m	7.0m (1)	2.2m (1)	3:26.18	28.43s	30.98s
5 CHRYSOPRASE	7	17.0m	14.0m (0)	12.4m (2)	3:26.96	28.67s	30.95s
3 GLADYS GUGMAN	8	35.6m	2.8m (1)	9.8m (1)	3:28.45	29.26s	32.56s

Finish Position and metres gained from 800m



PJ Harness Analyser

Sectional Analysis Software – Not just a formguide!

www.facebook.com/PJHarnessRacing



RISE Digital, Harness Racing Australia nor the provider accepts any responsibility for the completeness or accuracy of any of the information contained herein, and makes no representations about its suitability for any particular purpose. Users should make their own judgements about those matters and/or seek independent advice. You assume all risks associated with use of data provided on this page

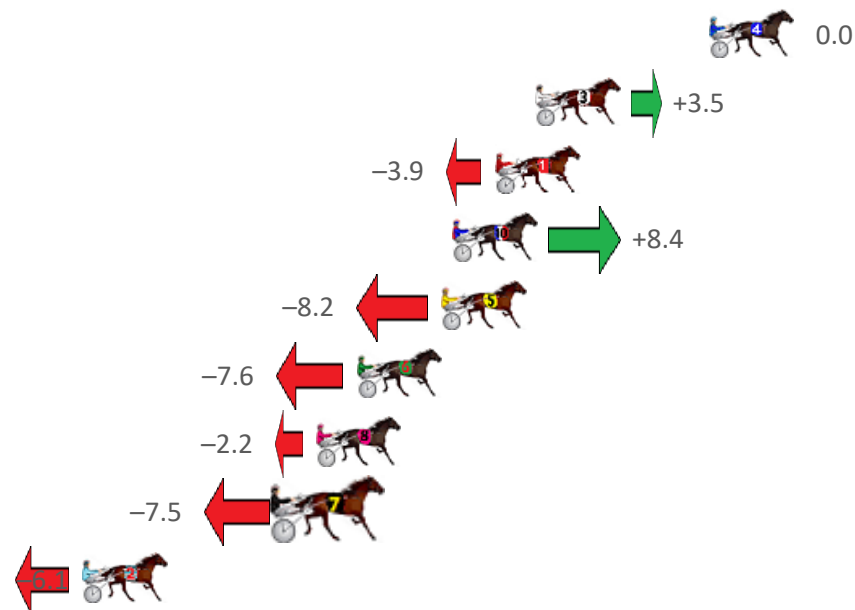
Narrogin Race 4 Distance 2242m

Saturday, 28 October 2023

Gross Time: 2:48.30 MileRate: 2:00.80 LeadTime: 49.20s First Qtr: 30.10s Second Qtr: 29.80s Third Qtr: 28.50s Fourth Qtr: 30.70s

NoHorse	Plc	Mar	800 Posi	400 Posi	Time	3rd Qtr	4th Qtr
4 COOPER	1	0.0m	0.0m (0)	0.0m (0)	2:48.30	28.50s	30.70s
3 TROOPINGOFTHECO	2	6.9m	10.4m (1)	10.2m (1)	2:48.85	28.49s	30.45s
1 GORDON	3	8.5m	4.6m (0)	6.0m (0)	2:48.98	28.60s	30.89s
10 IDEALINGOLD	4	10.2m	18.6m (1)	6.8m (2)	2:49.12	27.62s	30.96s
5 SHOWPONY	5	10.6m	2.4m (1)	2.4m (1)	2:49.15	28.48s	31.33s
6 ALL AUSSIE MACH	6	14.0m	6.4m (1)	6.2m (1)	2:49.42	28.46s	31.30s
8 HIGHLY FLAMMABLE	7	15.6m	13.4m (0)	14.4m (1)	2:49.55	28.57s	30.79s
7 THE RIGHTEOUS	8	16.9m	9.4m (0)	10.4m (0)	2:49.66	28.56s	31.20s
2 BREWERY LANE	9	24.9m	18.8m (0)	20.8m (0)	2:50.30	28.64s	31.01s

Finish Position and metres gained from 800m



PJ Harness Analyser

Sectional Analysis Software – Not just a formguide!

www.facebook.com/PJHarnessRacing



RISE Digital, Harness Racing Australia nor the provider accepts any responsibility for the completeness or accuracy of any of the information contained herein, and makes no representations about its suitability for any particular purpose. Users should make their own judgements about those matters and/or seek independent advice. You assume all risks associated with use of data provided on this page

Narrogin Race 5 Distance 2242m

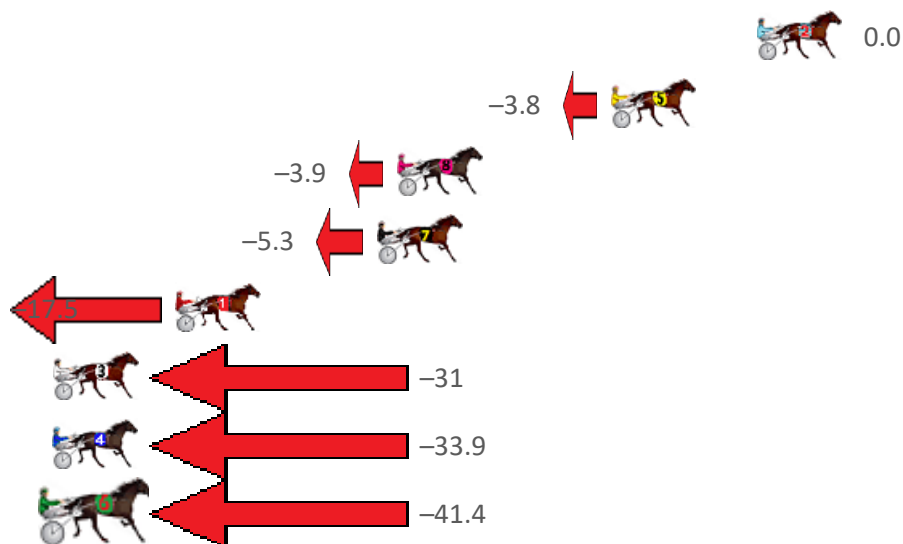
Saturday, 28 October 2023

Gross Time: 2:49.30 MileRate: 2:01.50 LeadTime: 49.70s First Qtr: 33.60s Second Qtr: 28.60s Third Qtr: 28.50s Fourth Qtr: 28.90s

NoHorse	Plc	Mar	800 Posi	400 Posi	Time	3rd Qtr	4th Qtr
2 RUNNINGONEMPTY	1	0.0m	0.0m (0)	0.0m (0)	2:49.30	28.50s	28.90s

Finish Position and metres gained from 800m

5 INSTA GATOR	2	5.8m	2.0m (1)	3.2m (1)	2:49.74	28.58s	29.09s
8 CALLMEWHATUWAN	3	14.3m	10.4m (1)	12.2m (2)	2:50.38	28.63s	29.05s
7 BRONZED	4	15.1m	9.8m (0)	11.4m (0)	2:50.45	28.61s	29.17s
1 POCKETFUL OF OPAL	5	23.1m	5.6m (0)	7.4m (0)	2:51.05	28.62s	30.03s
3 BALINGUP BOY	6	36.6m	6.0m (1)	10.6m (1)	2:52.08	28.82s	30.77s
4 SANFORD BART	7	51.3m	17.4m (1)	20.6m (0)	2:53.19	28.71s	31.11s
6 FEELING EMPATHY	8	60.6m	19.2m (0)	29.4m (0)	2:53.90	29.21s	31.14s



PJ Harness Analyser

Sectional Analysis Software – Not just a formguide!

www.facebook.com/PJHarnessRacing



RISE Digital, Harness Racing Australia nor the provider accepts any responsibility for the completeness or accuracy of any of the information contained herein, and makes no representations about its suitability for any particular purpose. Users should make their own judgements about those matters and/or seek independent advice. You assume all risks associated with use of data provided on this page

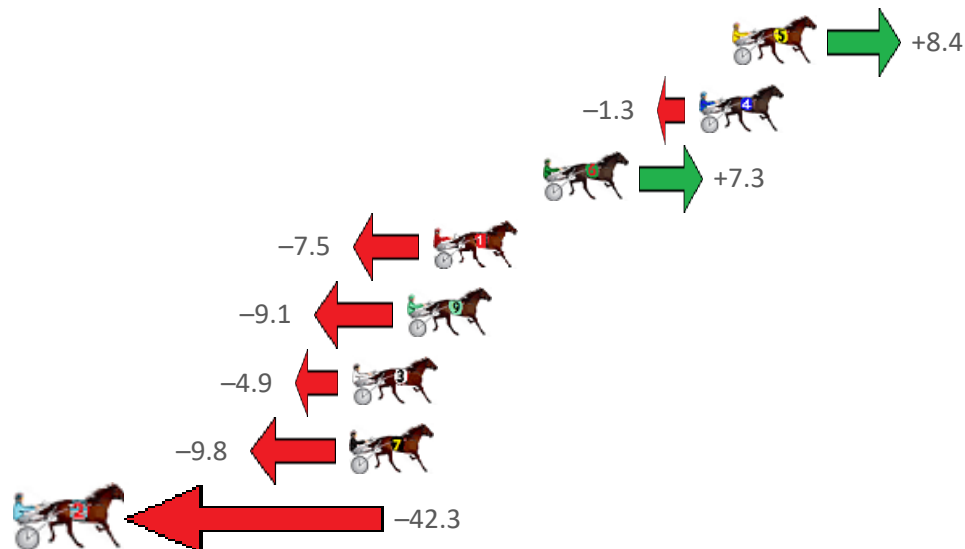
Narrogen Race 6 Distance 2242m

Saturday, 28 October 2023

Gross Time: 2:53.70 MileRate: 2:04.70 LeadTime: 48.30s First Qtr: 33.00s Second Qtr: 31.20s Third Qtr: 30.00s Fourth Qtr: 31.20s

NoHorse	Plc	Mar	800 Posi	400 Posi	Time	3rd Qtr	4th Qtr
5 WHERESTHETOWRO	1	0.0m	8.4m (0)	8.8m (2)	2:53.70	30.04s	30.52s
4 CRACKA TINNY	2	1.3m	0.0m (1)	0.0m (0)	2:53.81	30.00s	31.30s
6 RUSINOL	3	7.5m	14.8m (0)	14.2m (2)	2:54.31	29.96s	30.68s
1 FIRST AIRBORNE	4	11.9m	4.4m (0)	11.6m (1)	2:54.67	30.55s	31.22s
9 TAHI	5	12.9m	3.8m (2)	4.6m (2)	2:54.75	30.05s	31.84s
3 METEOROID	6	15.1m	10.2m (1)	12.4m (3)	2:54.93	30.16s	31.41s
7 VELVET SHADOW	7	15.2m	5.4m (1)	7.2m (1)	2:54.94	30.12s	31.82s
2 MISTER SAUVAGE	8	42.3m	0.0m (0)	10.6m (0)	2:57.15	30.76s	33.66s

Finish Position and metres gained from 800m



PJ Harness Analyser

Sectional Analysis Software - Not just a formguide!

www.facebook.com/PJHarnessRacing



RISE Digital, Harness Racing Australia nor the provider accepts any responsibility for the completeness or accuracy of any of the information contained herein, and makes no representations about its suitability for any particular purpose. Users should make their own judgements about those matters and/or seek independent advice. You assume all risks associated with use of data provided on this page

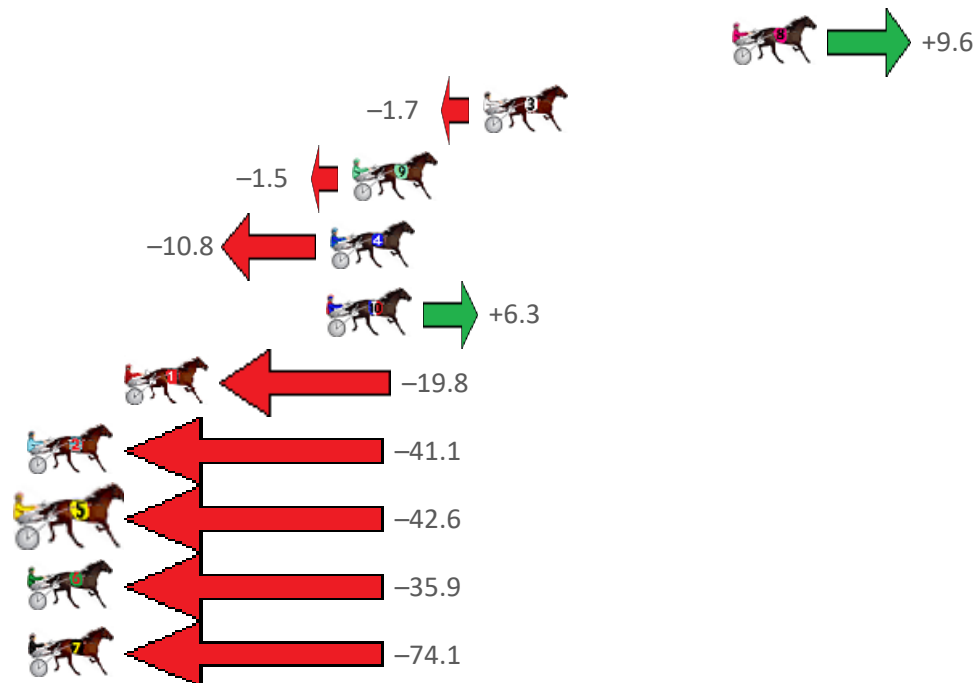
Narrogin Race 7 Distance 2242m

Saturday, 28 October 2023

Gross Time: 2:49.70 MileRate: 2:01.80 LeadTime: 47.00s First Qtr: 31.90s Second Qtr: 30.30s Third Qtr: 29.20s Fourth Qtr: 31.30s

NoHorse	Plc	Mar	800 Posi	400 Posi	Time	3rd Qtr	4th Qtr
8 JOELENE	1	0.0m	9.6m (1)	0.0m (0)	2:49.70	28.48s	31.30s
3 RODGER JAMES	2	9.9m	8.2m (0)	17.8m (1)	2:50.51	29.94s	30.69s
9 STELLA MAJOR	3	15.1m	13.6m (1)	14.0m (2)	2:50.94	29.23s	31.39s
4 BATAVIA PLAYBOY	4	16.0m	5.2m (1)	13.4m (1)	2:51.01	29.81s	31.50s
10 BELONERO	5	16.1m	22.4m (0)	21.6m (1)	2:51.02	29.15s	30.87s
1 SWANBOURNE SPUN	6	24.2m	4.4m (0)	16.2m (0)	2:51.68	30.07s	31.92s
2 OUR SURROGATE	7	41.1m	0.0m (0)	11.4m (0)	2:53.06	29.98s	33.61s
5 COURAGE OF LOMB	8	43.4m	0.8m (1)	9.4m (1)	2:53.25	29.76s	33.95s
6 OVER ARMED	9	48.9m	13.0m (0)	24.8m (0)	2:53.70	30.02s	33.18s
7 THIRTYTHREE TRICKS	10	92.3m	18.2m (0)	35.0m (1)	2:57.25	30.31s	35.76s

Finish Position and metres gained from 800m



PJ Harness Analyser

Sectional Analysis Software - Not just a formguide!

www.facebook.com/PJHarnessRacing



RISE Digital, Harness Racing Australia nor the provider accepts any responsibility for the completeness or accuracy of any of the information contained herein, and makes no representations about its suitability for any particular purpose. Users should make their own judgements about those matters and/or seek independent advice. You assume all risks associated with use of data provided on this page