

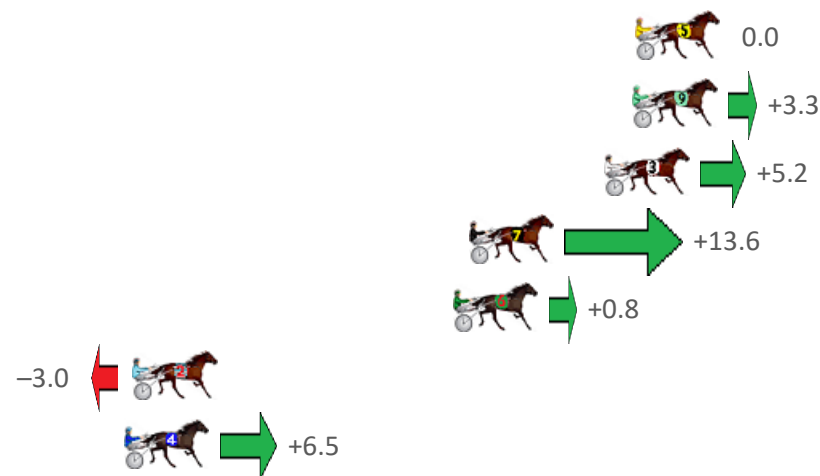
Narrogin Race 1 Distance 2242m

Friday, 29 September 2023

Gross Time: 2:50.90 MileRate: 2:02.70 LeadTime: 49.30s First Qtr: 32.40s Second Qtr: 28.50s Third Qtr: 29.70s Fourth Qtr: 31.00s

NoHorse	Plc	Mar	800 Posi	400 Posi	Time	3rd Qtr	4th Qtr
5 LIQUIDATOR	1	0.0m	0.0m (0)	0.0m (0)	2:50.90	29.70s	31.00s
9 ROX THE WORLD	2	0.1m	3.4m (1)	2.8m (1)	2:50.91	29.66s	30.79s
3 STAR OF THE GALAX	3	1.2m	6.4m (0)	6.6m (0)	2:51.00	29.72s	30.58s
7 FUNKY MUSIC	4	6.6m	20.2m (1)	13.2m (1)	2:51.44	29.18s	30.49s
6 REMARKABLE ROCK	5	7.2m	8.0m (1)	7.4m (1)	2:51.48	29.66s	30.98s
2 SANFORD SHIRLEY	6	20.0m	17.0m (0)	20.6m (0)	2:52.52	29.97s	30.95s
4 MY GRAND ANGUS	7	20.3m	26.8m (1)	22.8m (1)	2:52.55	29.40s	30.81s

Finish Position and metres gained from 800m



PJ Harness Analyser

Sectional Analysis Software – Not just a formguide!

www.facebook.com/PJHarnessRacing



RISE Digital, Harness Racing Australia nor the provider accepts any responsibility for the completeness or accuracy of any of the information contained herein, and makes no representations about its suitability for any particular purpose. Users should make their own judgements about those matters and/or seek independent advice. You assume all risks associated with use of data provided on this page

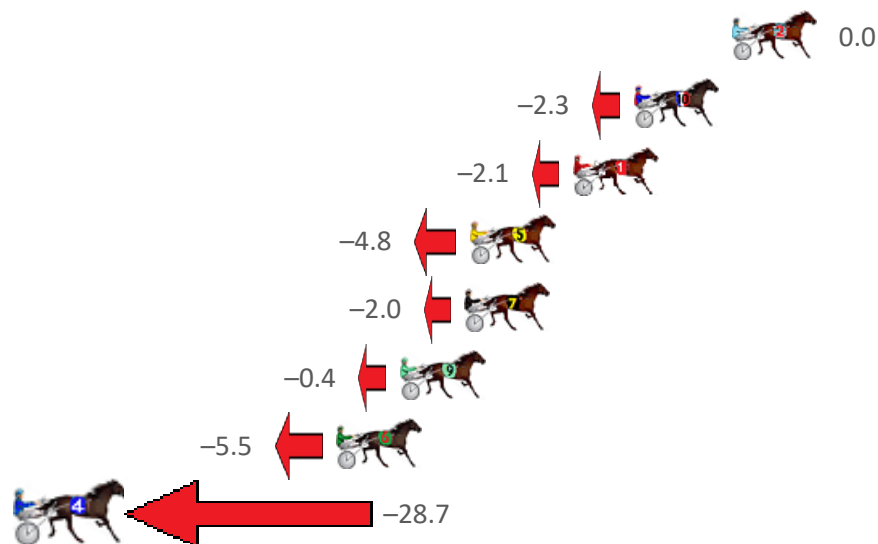
Narrogin Race 2 Distance 1823m

Friday, 29 September 2023

Gross Time: 2:16.00 MileRate: 2:00.10 LeadTime: 14.10s First Qtr: 32.40s Second Qtr: 30.00s Third Qtr: 29.60s Fourth Qtr: 29.90s

NoHorse	Plc	Mar	800 Posi	400 Posi	Time	3rd Qtr	4th Qtr
2 IMPERIUM	1	0.0m	0.0m (0)	0.0m (0)	2:16.00	29.60s	29.90s
10 BRODIE BOY	2	3.9m	1.6m (1)	1.6m (1)	2:16.31	29.60s	30.07s
1 ARMA WARRIOR	3	6.3m	4.2m (0)	4.4m (0)	2:16.49	29.61s	30.04s
5 SANFORD BART	4	10.4m	5.6m (1)	5.6m (1)	2:16.81	29.60s	30.26s
7 FEELING EMPATHY	5	10.6m	8.6m (0)	8.8m (0)	2:16.83	29.61s	30.03s
9 RISING SPIRIT	6	13.2m	12.8m (0)	13.4m (0)	2:17.03	29.64s	29.89s
6 DEE JAYS BIG BOY	7	15.7m	10.2m (1)	9.6m (2)	2:17.23	29.55s	30.35s
4 VALHALLA ANGEL	8	44.3m	15.6m (1)	17.0m (1)	2:19.47	29.69s	31.93s

Finish Position and metres gained from 800m



PJ Harness Analyser

Sectional Analysis Software – Not just a formguide!

www.facebook.com/PJHarnessRacing



RISE Digital, Harness Racing Australia nor the provider accepts any responsibility for the completeness or accuracy of any of the information contained herein, and makes no representations about its suitability for any particular purpose. Users should make their own judgements about those matters and/or seek independent advice. You assume all risks associated with use of data provided on this page

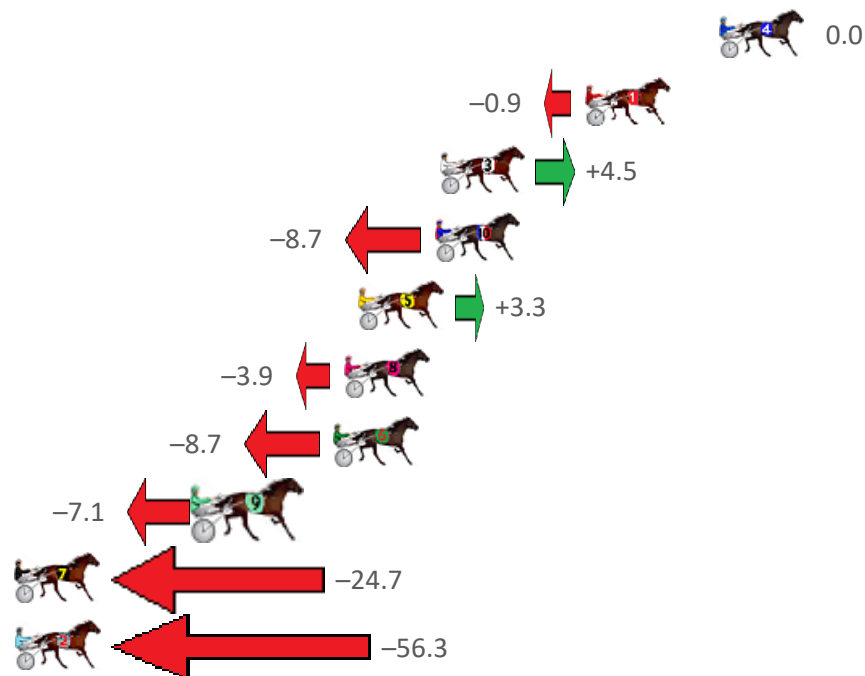
Narrogin Race 3 Distance 1823m

Friday, 29 September 2023

Gross Time: 2:18.40 MileRate: 2:02.20 LeadTime: 14.60s First Qtr: 32.40s Second Qtr: 30.70s Third Qtr: 30.60s Fourth Qtr: 30.10s

NoHorse	Plc	Mar	800 Posi	400 Posi	Time	3rd Qtr	4th Qtr
4 ALFA PRINCESS	1	0.0m	0.0m (0)	0.0m (0)	2:18.40	30.60s	30.10s
1 METEOROID	2	5.3m	4.4m (0)	4.6m (0)	2:18.82	30.62s	30.15s
3 MUMMAS LITTLE ST	3	11.1m	15.6m (1)	13.6m (1)	2:19.27	30.45s	29.91s
10 BREACAT	4	11.3m	2.6m (1)	2.6m (1)	2:19.29	30.61s	30.75s
5 VELVET SHADOW	5	14.3m	17.6m (0)	17.0m (2)	2:19.53	30.55s	29.90s
8 MISS LAUREL LEA	6	14.9m	11.0m (1)	9.6m (2)	2:19.57	30.50s	30.50s
6 SAVE THIS DANCE	7	15.3m	6.6m (1)	5.0m (2)	2:19.61	30.49s	30.87s
9 BATAVIA BOB	8	20.5m	13.4m (0)	15.0m (0)	2:20.02	30.72s	30.51s
7 SHADRACH	9	33.3m	8.6m (0)	10.6m (0)	2:21.03	30.77s	31.80s
2 GALEOCERDO CUVIE	10	67.9m	11.6m (2)	21.8m (2)	2:23.75	31.40s	33.55s

Finish Position and metres gained from 800m



PJ Harness Analyser

Sectional Analysis Software - Not just a formguide!

www.facebook.com/PJHarnessRacing



RISE Digital, Harness Racing Australia nor the provider accepts any responsibility for the completeness or accuracy of any of the information contained herein, and makes no representations about its suitability for any particular purpose. Users should make their own judgements about those matters and/or seek independent advice. You assume all risks associated with use of data provided on this page

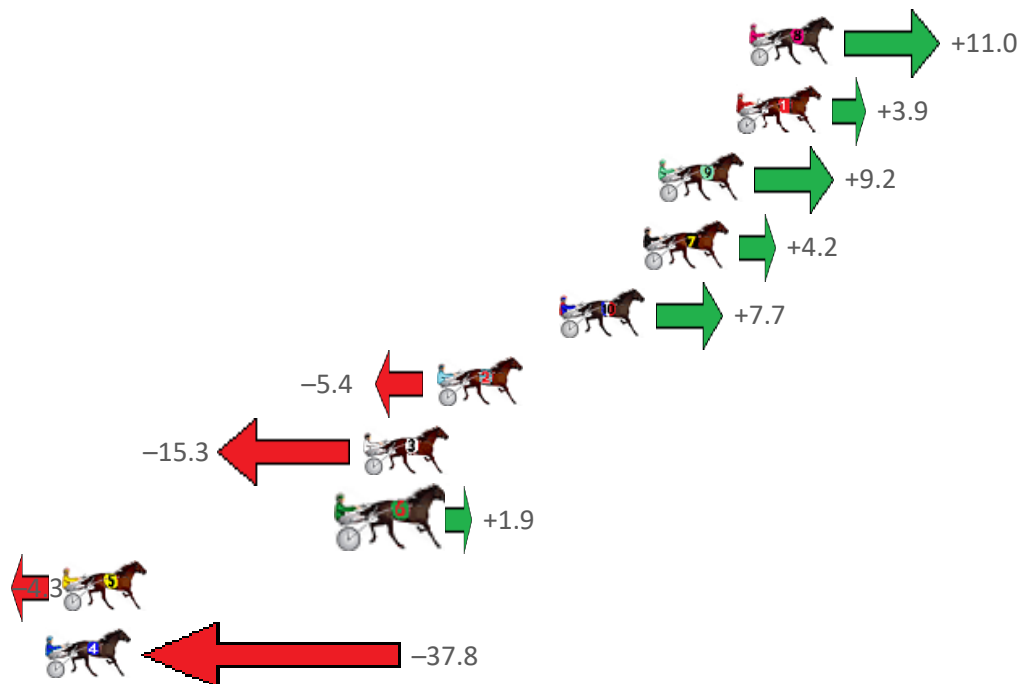
Narrogin Race 4 Distance 2242m

Friday, 29 September 2023

Gross Time: 2:52.50 MileRate: 2:03.80 LeadTime: 46.40s First Qtr: 32.70s Second Qtr: 30.20s Third Qtr: 30.70s Fourth Qtr: 32.50s

NoHorse	Plc	Mar	800 Posi	400 Posi	Time	3rd Qtr	4th Qtr
8 BURGHLEY SHARD	1	0.0m	11.0m (1)	1.4m (1)	2:52.50	29.95s	32.39s
1 CRACKA TINNY	2	0.5m	4.4m (0)	4.0m (0)	2:52.54	30.68s	32.22s
9 CARUBA	3	3.6m	12.8m (0)	12.2m (0)	2:52.81	30.67s	31.81s
7 LIL DELIGHT	4	4.2m	8.4m (0)	8.0m (0)	2:52.86	30.68s	32.19s
10 STEP IT UP	5	7.5m	15.2m (1)	5.8m (1)	2:53.14	29.96s	32.64s
2 STELLA MAJOR	6	12.4m	7.0m (1)	8.2m (2)	2:53.55	30.78s	32.84s
3 PINK PARADE	7	15.3m	0.0m (0)	0.0m (0)	2:53.80	30.67s	33.74s
6 RUSINOL	8	15.9m	17.8m (0)	14.2m (2)	2:53.85	30.41s	32.64s
5 BELONERO	9	27.3m	23.0m (0)	16.2m (3)	2:54.81	30.14s	33.40s
4 TOMLOUS JAMBO	10	40.8m	3.0m (1)	15.6m (1)	2:55.96	31.63s	34.54s

Finish Position and metres gained from 800m



PJ Harness Analyser
Sectional Analysis Software – Not just a formguide!

www.facebook.com/PJHarnessRacing



RISE Digital, Harness Racing Australia nor the provider accepts any responsibility for the completeness or accuracy of any of the information contained herein, and makes no representations about its suitability for any particular purpose. Users should make their own judgements about those matters and/or seek independent advice. You assume all risks associated with use of data provided on this page

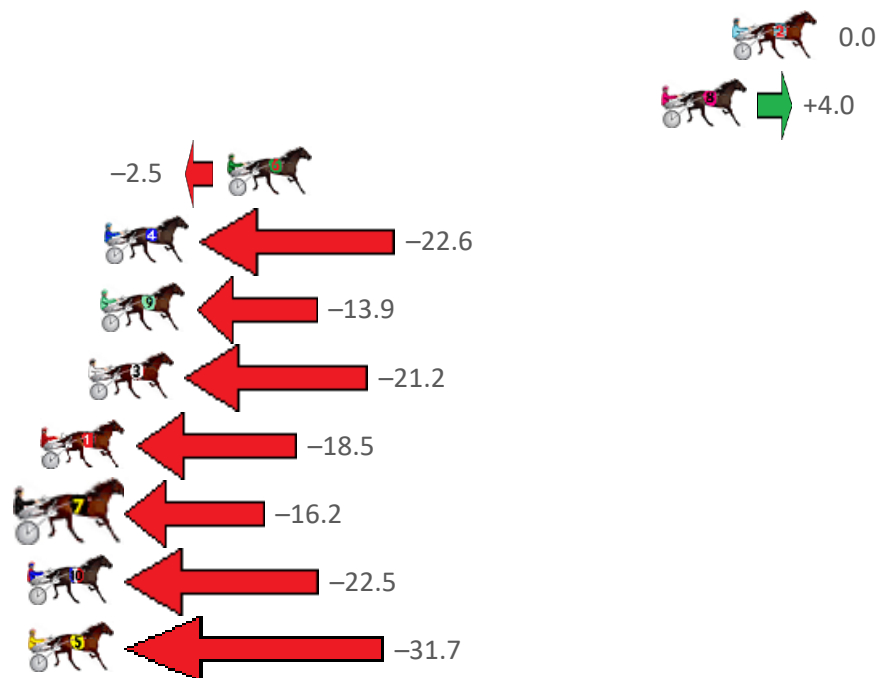
Narrogin Race 5 Distance 1823m

Friday, 29 September 2023

Gross Time: 2:14.60 MileRate: 1:58.80 LeadTime: 14.80s First Qtr: 31.00s Second Qtr: 30.20s Third Qtr: 29.60s Fourth Qtr: 29.00s

NoHorse	Plc	Mar	800 Posi	400 Posi	Time	3rd Qtr	4th Qtr
2 PRINCE SAHARA	1	0.0m	0.0m (0)	0.0m (0)	2:14.60	29.60s	29.00s
8 RELLIM	2	2.8m	6.8m (1)	8.8m (2)	2:14.81	29.74s	28.57s
6 ISAIDBOO	3	20.1m	17.6m (0)	18.2m (1)	2:16.13	29.65s	29.14s
4 DAZZLING JEWEL	4	25.0m	2.4m (1)	4.6m (1)	2:16.50	29.78s	30.47s
9 IDEAL SECRET	5	25.1m	11.2m (1)	12.4m (1)	2:16.51	29.70s	29.92s
3 CAPTAINS COTE	6	25.6m	4.4m (0)	5.8m (0)	2:16.55	29.72s	30.43s
1 GLADYS GUGMAN	7	27.5m	9.0m (0)	10.0m (0)	2:16.69	29.69s	30.26s
7 GOTA GOOD WARH	8	29.2m	13.0m (0)	14.6m (0)	2:16.82	29.73s	30.05s
10 BATAVIA STREAMLIN	9	38.1m	15.6m (1)	16.2m (2)	2:17.50	29.66s	30.58s
5 DEEP BLUE	10	51.5m	19.8m (1)	21.4m (2)	2:18.52	29.74s	31.17s

Finish Position and metres gained from 800m



PJ Harness Analyser

Sectional Analysis Software – Not just a formguide!

www.facebook.com/PJHarnessRacing



RISE Digital, Harness Racing Australia nor the provider accepts any responsibility for the completeness or accuracy of any of the information contained herein, and makes no representations about its suitability for any particular purpose. Users should make their own judgements about those matters and/or seek independent advice. You assume all risks associated with use of data provided on this page


Narrogin Race 6 Distance 2662m

Friday, 29 September 2023

Gross Time: 3:25.70 MileRate: 2:04.40 LeadTime: 80.90s First Qtr: 32.60s Second Qtr: 31.40s Third Qtr: 31.00s Fourth Qtr: 29.80s

NoHorse	Plc	Mar	800 Posi	400 Posi	Time	3rd Qtr	4th Qtr
4 VINTAGE BLU	1	0.0m	0.0m (0)	0.0m (0)	3:25.70	31.00s	29.80s
6 TUX AND TAILS	2	3.8m	2.6m (1)	2.8m (1)	3:26.00	31.02s	29.87s
2 SHEZA BROMAC	3	4.3m	4.0m (0)	4.0m (0)	3:26.04	31.00s	29.82s
1 THE RIGHTEOUS	4	9.8m	8.4m (0)	9.0m (0)	3:26.47	31.05s	29.86s
3 KEPTAIN COURAGEO	5	11.3m	6.8m (1)	7.2m (1)	3:26.58	31.04s	30.10s
7 HIGHLY FLAMMABLE	6	15.5m	12.8m (0)	13.4m (0)	3:26.91	31.05s	29.96s
8 GORDON	7	20.1m	17.2m (0)	17.6m (0)	3:27.27	31.03s	29.99s
10 BREWERY LANE	8	20.4m	21.6m (0)	22.4m (0)	3:27.29	31.06s	29.65s
5 BETTOR MY DREAMZ	9	26.3m	11.2m (1)	11.4m (1)	3:27.75	31.04s	30.90s
9 RICHIE REACTOR	10	35.0m	15.8m (1)	15.8m (1)	3:28.43	31.03s	31.22s

Finish Position and metres gained from 800m



PJ Harness Analyser

Sectional Analysis Software - Not just a formguide!

www.facebook.com/PJHarnessRacing



RISE Digital, Harness Racing Australia nor the provider accepts any responsibility for the completeness or accuracy of any of the information contained herein, and makes no representations about its suitability for any particular purpose. Users should make their own judgements about those matters and/or seek independent advice. You assume all risks associated with use of data provided on this page

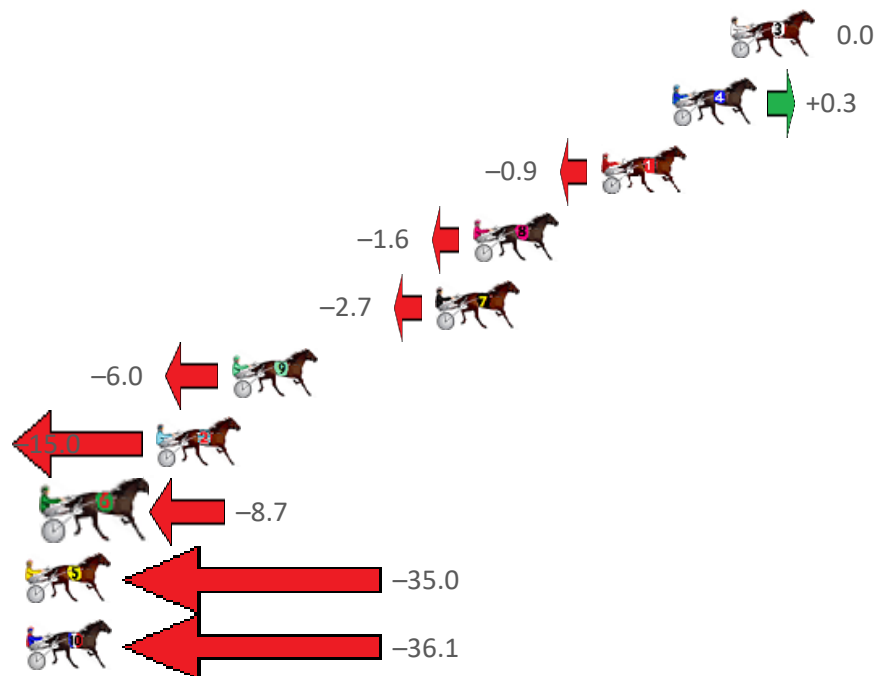
Narrogin Race 7 Distance 1823m

Friday, 29 September 2023

Gross Time: 2:19.60 MileRate: 2:03.30 LeadTime: 13.20s First Qtr: 35.00s Second Qtr: 31.00s Third Qtr: 31.20s Fourth Qtr: 29.20s

NoHorse	Plc	Mar	800 Posi	400 Posi	Time	3rd Qtr	4th Qtr
3 ROCKANDROLLARTIS	1	0.0m	0.0m (0)	0.0m (0)	2:19.60	31.20s	29.20s
4 THE DARK NIGHT	2	2.3m	2.6m (1)	2.8m (1)	2:19.78	31.21s	29.16s
1 RODGER JAMES	3	5.1m	4.2m (0)	4.0m (0)	2:19.99	31.19s	29.28s
8 FIORD	4	10.2m	8.6m (2)	9.6m (3)	2:20.38	31.28s	29.24s
7 SPORTS CENTRAL	5	11.7m	9.0m (0)	8.0m (0)	2:20.50	31.13s	29.47s
9 THATS SO FETCH	6	19.8m	13.8m (0)	12.4m (0)	2:21.12	31.11s	29.74s
2 SILVER STAR LOMBO	7	22.8m	7.8m (1)	7.6m (1)	2:21.35	31.22s	30.30s
6 OVER ARMED	8	26.9m	18.2m (0)	15.6m (1)	2:21.66	31.03s	30.02s
5 TRINITY BROMAC	9	39.4m	4.4m (2)	6.4m (2)	2:22.62	31.43s	31.60s
10 ROLL THE DICE	10	52.9m	16.8m (1)	17.8m (2)	2:23.65	31.36s	31.75s

Finish Position and metres gained from 800m



PJ Harness Analyser
Sectional Analysis Software – Not just a formguide!

www.facebook.com/PJHarnessRacing



RISE Digital, Harness Racing Australia nor the provider accepts any responsibility for the completeness or accuracy of any of the information contained herein, and makes no representations about its suitability for any particular purpose. Users should make their own judgements about those matters and/or seek independent advice. You assume all risks associated with use of data provided on this page

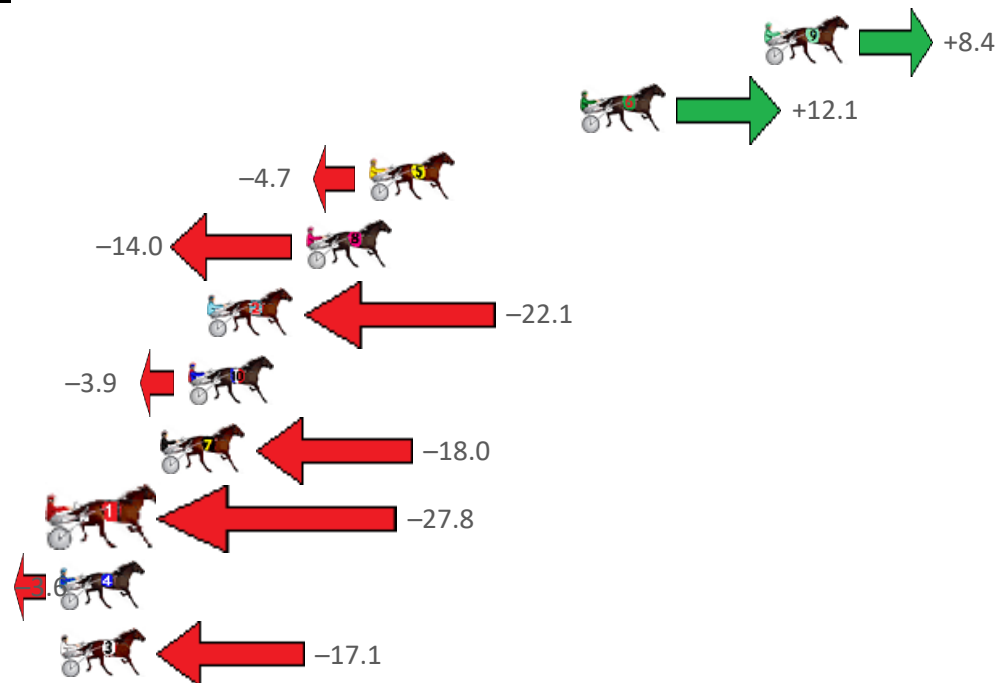
Narrogin Race 8 Distance 1823m

Friday, 29 September 2023

Gross Time: 2:18.50 MileRate: 2:02.30 LeadTime: 14.00s First Qtr: 31.50s Second Qtr: 31.40s Third Qtr: 31.10s Fourth Qtr: 30.50s

NoHorse	Plc	Mar	800 Posi	400 Posi	Time	3rd Qtr	4th Qtr
9 ELLUCIFER	1	0.0m	8.4m (1)	0.4m (2)	2:18.50	30.49s	30.47s
6 WANDERING GIRL	2	7.3m	19.4m (1)	14.8m (2)	2:19.08	30.74s	29.93s
5 ON GOLDEN ROAD	3	15.7m	11.0m (0)	8.2m (1)	2:19.75	30.89s	31.07s
8 INFRINGEMENTNOTI	4	18.2m	4.2m (1)	4.4m (2)	2:19.95	31.13s	31.55s
2 FLYING COPPA	5	22.1m	0.0m (1)	0.0m (1)	2:20.26	31.12s	32.18s
10 ROCK THE BANK	6	22.9m	19.0m (0)	14.8m (1)	2:20.33	30.78s	31.11s
7 BARTLETT	7	24.0m	6.0m (0)	7.4m (0)	2:20.42	31.22s	31.76s
1 NEVERTELLMETHEO	8	28.6m	0.8m (0)	2.2m (0)	2:20.78	31.23s	32.50s
4 TRUNKEY MON STAR	9	29.4m	25.8m (1)	20.2m (2)	2:20.85	30.68s	31.20s
3 QUEEN OF STARS	10	31.7m	14.6m (1)	9.8m (2)	2:21.03	30.75s	32.16s

Finish Position and metres gained from 800m



PJ Harness Analyser

Sectional Analysis Software – Not just a formguide!

www.facebook.com/PJHarnessRacing



RISE Digital, Harness Racing Australia nor the provider accepts any responsibility for the completeness or accuracy of any of the information contained herein, and makes no representations about its suitability for any particular purpose. Users should make their own judgements about those matters and/or seek independent advice. You assume all risks associated with use of data provided on this page