


Pinjarra Race 1 Distance 2631m

Monday, 9 October 2023

Gross Time: 3:25.40 MileRate: 2:02.90 LeadTime: 84.00s First Qtr: 30.60s Second Qtr: 30.40s Third Qtr: 31.00s Fourth Qtr: 29.40s

NoHorse	Plc	Mar	800 Posi	400 Posi	Time	3rd Qtr	4th Qtr
7 ALDEBARAN SUNDO	1	0.0m	18.2m (0)	9.6m (1)	3:25.40	30.34s	28.70s
1 UPTOWN LAD	2	3.2m	7.4m (1)	5.4m (1)	3:25.65	30.85s	29.24s
4 TENNERSON	3	15.1m	4.2m (0)	4.0m (0)	3:26.56	31.01s	30.21s
3 BONNIE RAE	4	28.9m	0.0m (0)	0.0m (0)	3:27.63	31.06s	31.51s
2 MRIYA DREAM	5	30.7m	3.4m (1)	1.4m (1)	3:27.77	30.91s	31.54s
6 ONE OVER DA SON	6	45.0m	13.6m (0)	15.4m (1)	3:28.87	31.19s	31.56s
5 KELL ROAD KID	7	66.0m	9.6m (0)	13.2m (0)	3:30.49	31.38s	33.26s

Finish Position and metres gained from 800m





PJ Harness Analyser

Sectional Analysis Software - Not just a formguide!

www.facebook.com/PJHarnessRacing



RISE Digital, Harness Racing Australia nor the provider accepts any responsibility for the completeness or accuracy of any of the information contained herein, and makes no representations about its suitability for any particular purpose. Users should make their own judgements about those matters and/or seek independent advice. You assume all risks associated with use of data provided on this page

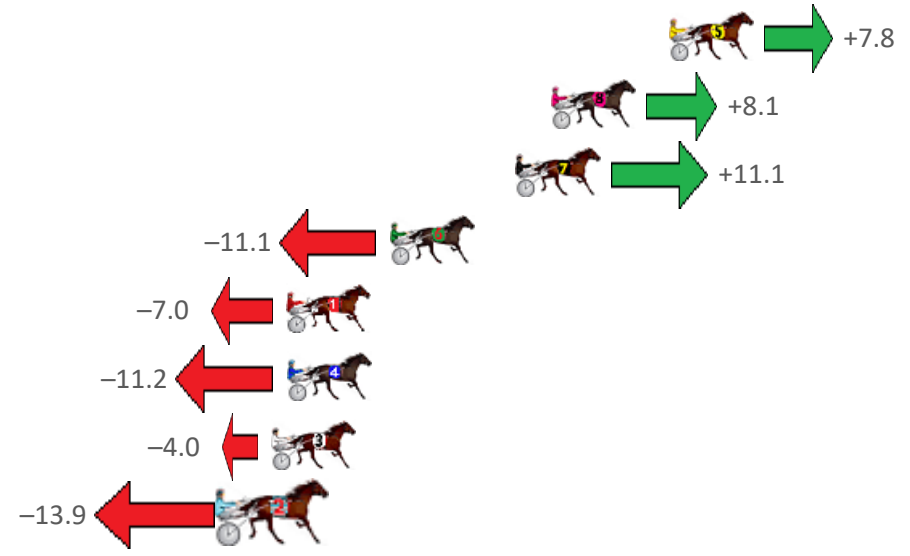
Pinjarra Race 2 Distance 2185m

Monday, 9 October 2023

Gross Time: 2:40.80 MileRate: 1:58.40 LeadTime: 41.80s First Qtr: 31.00s Second Qtr: 30.00s Third Qtr: 30.10s Fourth Qtr: 27.90s

NoHorse	Plc	Mar	800 Posi	400 Posi	Time	3rd Qtr	4th Qtr
5 WORLDS ABOVE	1	0.0m	7.8m (1)	7.0m (1)	2:40.80	30.02s	27.41s
8 ROX THE WORLD	2	4.7m	12.8m (0)	13.2m (0)	2:41.14	30.11s	27.31s
7 ARIONROCK	3	6.1m	17.2m (0)	11.4m (1)	2:41.25	29.67s	27.53s
6 ARMA BELIEVER	4	11.1m	0.0m (0)	0.0m (0)	2:41.61	30.13s	28.67s
1 SEASIDE GEM	5	15.2m	8.2m (0)	8.8m (0)	2:41.92	30.16s	28.34s
4 LIQUIDATOR	6	15.2m	4.0m (0)	4.4m (0)	2:41.92	30.16s	28.65s
3 MANEA	7	15.8m	11.8m (1)	7.4m (2)	2:41.96	29.81s	28.48s
2 SONIC SEELSTER	8	17.5m	3.6m (1)	3.0m (1)	2:42.08	30.10s	28.91s

Finish Position and metres gained from 800m





PJ Harness Analyser

Sectional Analysis Software - Not just a formguide!

www.facebook.com/PJHarnessRacing



RISE Digital, Harness Racing Australia nor the provider accepts any responsibility for the completeness or accuracy of any of the information contained herein, and makes no representations about its suitability for any particular purpose. Users should make their own judgements about those matters and/or seek independent advice. You assume all risks associated with use of data provided on this page

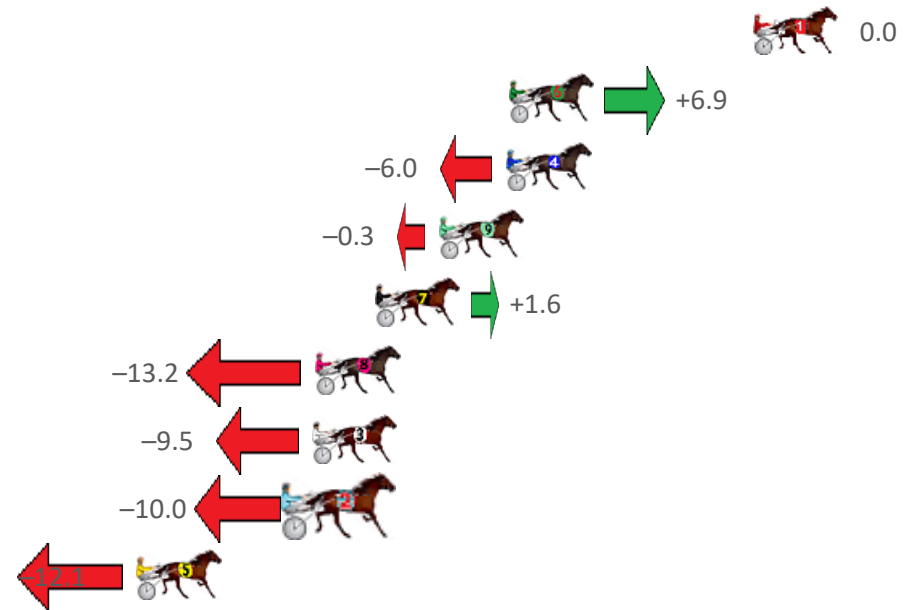
Pinjarra Race 3 Distance 1684m

Monday, 9 October 2023

Gross Time: 2:03.90 MileRate: 1:58.40 LeadTime: 5.80s First Qtr: 29.90s Second Qtr: 30.60s Third Qtr: 29.60s Fourth Qtr: 28.00s

NoHorse	Plc	Mar	800 Posi	400 Posi	Time	3rd Qtr	4th Qtr
1 GALAXY WARRIOR	1	0.0m	0.0m (0)	0.0m (0)	2:03.90	29.60s	28.00s
6 EILEENMAY	2	9.7m	16.6m (1)	15.6m (1)	2:04.61	29.52s	27.59s
4 DUNAMIS	3	9.8m	3.8m (1)	3.4m (1)	2:04.62	29.58s	28.45s
9 HEZ SAM	4	12.5m	12.2m (1)	11.6m (2)	2:04.82	29.56s	28.06s
7 HOKULANI	5	15.0m	16.6m (0)	18.6m (0)	2:05.00	29.74s	27.75s
8 STRAYLYA	6	17.4m	4.2m (0)	4.8m (0)	2:05.18	29.67s	28.88s
3 DEVILS COURAGE	7	17.5m	8.0m (1)	8.4m (1)	2:05.19	29.65s	28.63s
2 DEVILISH GRIN	8	18.2m	8.2m (0)	9.2m (0)	2:05.24	29.69s	28.63s
5 ZIGGEY	9	24.5m	12.4m (0)	13.4m (0)	2:05.70	29.69s	28.77s

Finish Position and metres gained from 800m





PJ Harness Analyser

Sectional Analysis Software - Not just a formguide!

www.facebook.com/PJHarnessRacing



RISE Digital, Harness Racing Australia nor the provider accepts any responsibility for the completeness or accuracy of any of the information contained herein, and makes no representations about its suitability for any particular purpose. Users should make their own judgements about those matters and/or seek independent advice. You assume all risks associated with use of data provided on this page


Pinjarra Race 4 Distance 1684m

Monday, 9 October 2023

Gross Time: 2:01.20 MileRate: 1:55.90 LeadTime: 5.70s First Qtr: 29.00s Second Qtr: 28.50s Third Qtr: 29.20s Fourth Qtr: 28.80s

NoHorse	Plc	Mar	800 Posi	400 Posi	Time	3rd Qtr	4th Qtr
10 TAKETHECANNOLI	1	0.0m	11.6m (1)	6.6m (1)	2:01.20	28.84s	28.33s
6 MISS HIGH FASHION	2	1.1m	0.0m (0)	0.0m (0)	2:01.28	29.20s	28.88s
9 PASTER TEDESCO	3	1.6m	6.6m (1)	2.2m (1)	2:01.32	28.88s	28.76s
1 SYNCOPATION	4	8.2m	4.0m (0)	4.2m (0)	2:01.82	29.22s	29.09s
8 ELEPHANT ROCK	5	9.2m	7.8m (0)	8.4m (0)	2:01.90	29.24s	28.86s
5 JACK MANNIX	6	13.7m	21.0m (1)	14.2m (1)	2:02.24	28.71s	28.76s
3 IDEAL IVANA	7	20.4m	17.4m (0)	13.8m (0)	2:02.74	28.94s	29.27s
7 WISE SAGE	8	23.1m	26.0m (0)	23.4m (1)	2:02.95	29.01s	28.78s
4 MANGO TANGO	9	24.4m	21.6m (0)	19.2m (0)	2:03.04	29.03s	29.17s
2 ADVANCE STRIKE	10	123.9m	10.6m (3)	48.0m (0)	2:10.57	31.93s	34.23s

Finish Position and metres gained from 800m





PJ Harness Analyser

Sectional Analysis Software - Not just a formguide!

www.facebook.com/PJHarnessRacing



RISE Digital, Harness Racing Australia nor the provider accepts any responsibility for the completeness or accuracy of any of the information contained herein, and makes no representations about its suitability for any particular purpose. Users should make their own judgements about those matters and/or seek independent advice. You assume all risks associated with use of data provided on this page

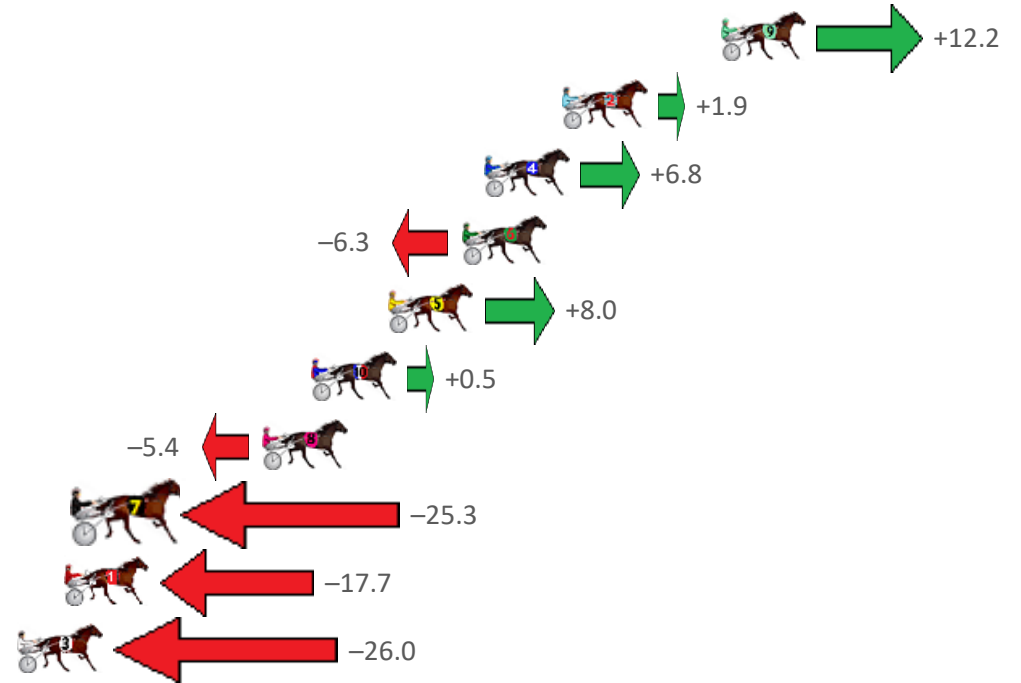
Pinjarra Race 5 Distance 2185m

Monday, 9 October 2023

Gross Time: 2:38.70 MileRate: 1:56.90 LeadTime: 38.60s First Qtr: 30.60s Second Qtr: 29.40s Third Qtr: 30.40s Fourth Qtr: 29.70s

NoHorse	Plc	Mar	800 Posi	400 Posi	Time	3rd Qtr	4th Qtr
9 RONALD SCOTT	1	0.0m	12.2m (1)	4.4m (2)	2:38.70	29.81s	29.38s
2 HUNT THE MAGIC	2	6.3m	8.2m (1)	0.4m (2)	2:39.19	29.82s	30.14s
4 FLYIN DISCO	3	9.4m	16.2m (1)	7.2m (3)	2:39.43	29.73s	29.86s
6 ROCK ARTIST	4	10.3m	4.0m (0)	4.0m (0)	2:39.50	30.41s	30.17s
5 STAPLETON	5	13.2m	21.2m (1)	11.0m (2)	2:39.73	29.64s	29.86s
10 MAJOR DALTON	6	16.3m	16.8m (0)	8.6m (1)	2:39.97	29.79s	30.27s
8 ALLAGLOW	7	18.2m	12.8m (0)	9.4m (0)	2:40.12	30.15s	30.35s
7 MAJOR OVERS	8	25.3m	0.0m (0)	0.0m (0)	2:40.67	30.42s	31.57s
1 ALEXANDRA THEGRE	9	26.1m	8.4m (0)	4.6m (1)	2:40.73	30.13s	31.29s
3 BILLYJAMES	10	30.0m	4.0m (1)	0.2m (1)	2:41.04	30.14s	31.90s

Finish Position and metres gained from 800m





PJ Harness Analyser

Sectional Analysis Software - Not just a formguide!

www.facebook.com/PJHarnessRacing



RISE Digital, Harness Racing Australia nor the provider accepts any responsibility for the completeness or accuracy of any of the information contained herein, and makes no representations about its suitability for any particular purpose. Users should make their own judgements about those matters and/or seek independent advice. You assume all risks associated with use of data provided on this page

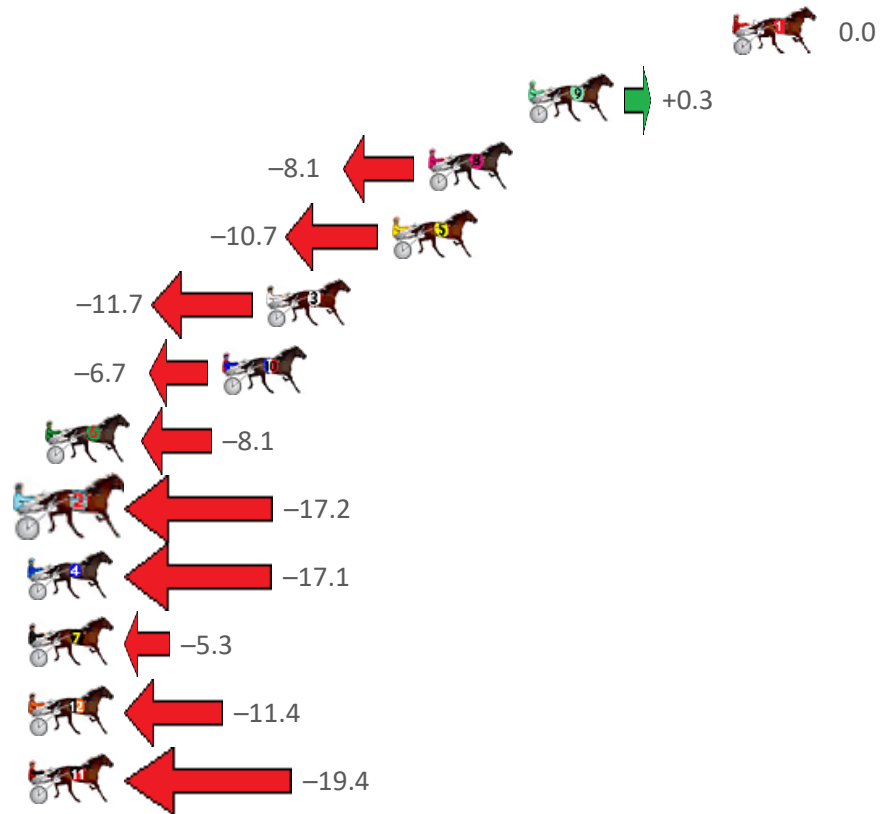
Pinjarra Race 6 Distance 2185m

Monday, 9 October 2023

Gross Time: 2:41.50 MileRate: 1:59.00 LeadTime: 43.90s First Qtr: 31.50s Second Qtr: 29.50s Third Qtr: 29.30s Fourth Qtr: 27.30s

NoHorse	Plc	Mar	800 Posi	400 Posi	Time	3rd Qtr	4th Qtr
1 BELLISSIMO ACQUIS	1	0.0m	0.0m (0)	0.0m (0)	2:41.50	29.30s	27.30s
9 THE BEAUDSTER	2	8.1m	8.4m (0)	8.4m (0)	2:42.08	29.30s	27.28s
8 MISTER CONSTITUTI	3	12.1m	4.0m (0)	4.2m (0)	2:42.37	29.33s	27.84s
5 BARBADOS	4	13.5m	2.8m (1)	2.6m (1)	2:42.47	29.31s	28.04s
3 SUNPATRA	5	18.5m	6.8m (1)	6.6m (1)	2:42.83	29.32s	28.11s
10 BONNIE PAULINE	6	20.3m	13.6m (0)	13.0m (0)	2:42.96	29.28s	27.80s
6 JADES FORTUNE	7	27.3m	19.2m (1)	16.0m (1)	2:43.46	29.10s	28.07s
2 ATLANTAS	8	28.2m	11.0m (1)	11.2m (1)	2:43.53	29.36s	28.45s
4 IM DRINKINDOUBLES	9	32.1m	15.0m (1)	6.0m (2)	2:43.81	28.73s	29.07s
7 ROCKIN THE TREND	10	32.5m	27.2m (0)	20.4m (1)	2:43.84	28.85s	28.12s
12 RODGER JAMES	11	34.0m	22.6m (0)	22.4m (0)	2:43.94	29.31s	28.09s
11 EASTON ROBIN	12	37.8m	18.4m (0)	18.4m (0)	2:44.22	29.35s	28.62s

Finish Position and metres gained from 800m





PJ Harness Analyser

Sectional Analysis Software - Not just a formguide!

www.facebook.com/PJHarnessRacing



RISE Digital, Harness Racing Australia nor the provider accepts any responsibility for the completeness or accuracy of any of the information contained herein, and makes no representations about its suitability for any particular purpose. Users should make their own judgements about those matters and/or seek independent advice. You assume all risks associated with use of data provided on this page


Pinjarra Race 7 Distance 2185m

Monday, 9 October 2023

Gross Time: 2:41.50 MileRate: 1:58.90 LeadTime: 42.90s First Qtr: 31.90s Second Qtr: 29.80s Third Qtr: 28.60s Fourth Qtr: 28.30s

NoHorse	Plc	Mar	800 Posi	400 Posi	Time	3rd Qtr	4th Qtr
1 SHES LUSH	1	0.0m	4.0m (0)	4.2m (0)	2:41.50	28.61s	28.00s
3 OUR LILILOU	2	2.7m	0.0m (0)	0.0m (0)	2:41.70	28.60s	28.49s
8 QUEENINTHECORNE	3	3.7m	8.0m (0)	8.4m (0)	2:41.78	28.63s	27.97s
6 GOODEALEHMADDIE	4	7.5m	13.2m (2)	5.4m (2)	2:42.06	28.05s	28.45s
11 ICY WINDS	5	8.6m	14.8m (1)	13.2m (3)	2:42.14	28.49s	27.98s
4 SWEET IVY	6	8.7m	2.0m (1)	2.4m (1)	2:42.15	28.63s	28.74s
10 FIVE BANGLES	7	9.4m	11.0m (1)	9.8m (2)	2:42.20	28.51s	28.27s
9 PONZI BEACH	8	12.7m	12.6m (0)	12.8m (0)	2:42.44	28.61s	28.29s
5 BRAMANTE STEPS	9	15.7m	19.8m (1)	17.8m (3)	2:42.67	28.46s	28.15s
12 DOVE CRY	10	16.0m	16.8m (0)	11.6m (1)	2:42.69	28.23s	28.61s
2 ASHANTI PRINCESS	11	16.4m	7.0m (1)	6.6m (1)	2:42.72	28.58s	28.99s
7 ELSAMAY	12	26.2m	19.8m (2)	8.8m (3)	2:43.45	27.83s	29.52s

Finish Position and metres gained from 800m





PJ Harness Analyser

Sectional Analysis Software - Not just a formguide!

www.facebook.com/PJHarnessRacing



RISE Digital, Harness Racing Australia nor the provider accepts any responsibility for the completeness or accuracy of any of the information contained herein, and makes no representations about its suitability for any particular purpose. Users should make their own judgements about those matters and/or seek independent advice. You assume all risks associated with use of data provided on this page

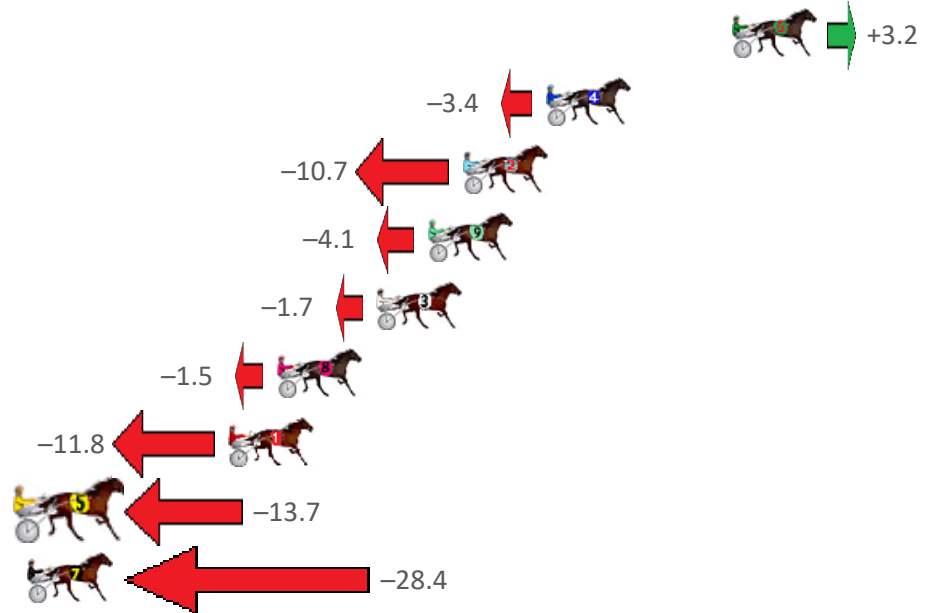
Pinjarra Race 8 Distance 2631m

Monday, 9 October 2023

Gross Time: 3:17.70 MileRate: 2:00.50 LeadTime: 80.10s First Qtr: 31.00s Second Qtr: 28.90s Third Qtr: 28.90s Fourth Qtr: 28.80s

NoHorse	Plc	Mar	800 Posi	400 Posi	Time	3rd Qtr	4th Qtr
6 LUCCA	1	0.0m 3.2m (1)	0.0m (1)	3:17.70	28.67s	28.80s	
4 BONSTAR	2	7.4m 4.0m (0)	4.4m (0)	3:18.26	28.93s	29.01s	
2 CALIENTE	3	10.7m 0.0m (0)	0.4m (0)	3:18.51	28.93s	29.54s	
9 FLEUR DU MAQUIS	4	12.1m 8.0m (1)	8.8m (1)	3:18.61	28.96s	29.04s	
3 NAVY STREET	5	14.1m 12.4m (0)	13.8m (0)	3:18.77	29.00s	28.82s	
8 TUMBLIN DICE	6	18.1m 16.6m (0)	17.6m (2)	3:19.07	28.97s	28.84s	
1 ISAIDBOO	7	20.0m 8.2m (0)	9.4m (0)	3:19.21	28.99s	29.56s	
5 SUNNIE BEACH	8	34.3m 20.6m (0)	20.8m (0)	3:20.29	28.92s	29.77s	
7 GENERAL JOLT	9	40.2m 11.8m (1)	14.4m (1)	3:20.74	29.09s	30.65s	

Finish Position and metres gained from 800m





PJ Harness Analyser

Sectional Analysis Software - Not just a formguide!

www.facebook.com/PJHarnessRacing



RISE Digital, Harness Racing Australia nor the provider accepts any responsibility for the completeness or accuracy of any of the information contained herein, and makes no representations about its suitability for any particular purpose. Users should make their own judgements about those matters and/or seek independent advice. You assume all risks associated with use of data provided on this page

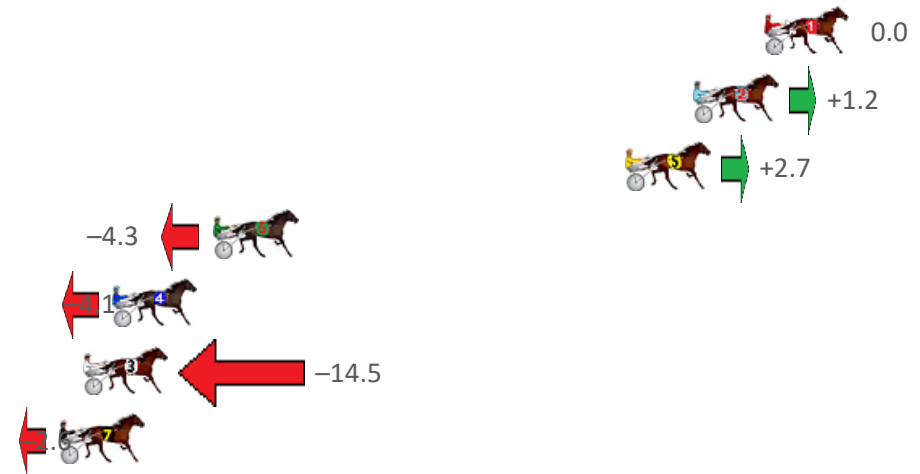
Pinjarra Race 9 Distance 2185m

Monday, 9 October 2023

Gross Time: 2:48.70 MileRate: 2:04.20 LeadTime: 46.50s First Qtr: 33.90s Second Qtr: 30.40s Third Qtr: 29.70s Fourth Qtr: 28.20s

NoHorse	Plc	Mar	800 Posi	400 Posi	Time	3rd Qtr	4th Qtr
1 JUST ALL STYLE	1	0.0m	0.0m (0)	0.0m (0)	2:48.70	29.70s	28.20s
2 DISPATCHER	2	2.8m	4.0m (0)	5.4m (0)	2:48.91	29.80s	28.02s
5 MISS WILLOUGHBY	3	5.5m	8.2m (0)	9.6m (0)	2:49.11	29.79s	27.91s
6 ALLY ROCKS	4	21.9m	17.6m (0)	20.8m (0)	2:50.32	29.93s	28.28s
4 CUTTING ROSES	5	25.9m	21.8m (0)	24.0m (1)	2:50.62	29.86s	28.33s
3 RUN STELLA RUN	6	27.1m	12.6m (0)	16.4m (0)	2:50.71	29.99s	28.95s
7 SOUNDS TREACHER	7	28.6m	26.0m (0)	29.0m (0)	2:50.82	29.92s	28.17s

Finish Position and metres gained from 800m





PJ Harness Analyser

Sectional Analysis Software - Not just a formguide!

www.facebook.com/PJHarnessRacing

