

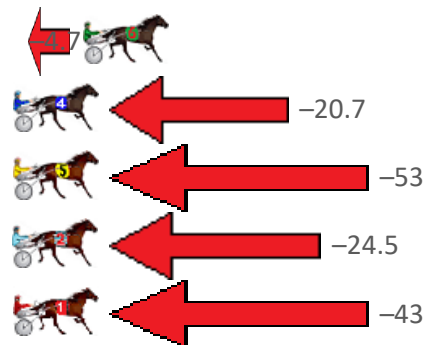
# Pinjarra Race 1 Distance 2116m

Monday, 30 October 2023

Gross Time: 2:45.20 MileRate: 2:04.50 LeadTime: 45.20s First Qtr: 32.10s Second Qtr: 30.50s Third Qtr: 28.60s Fourth Qtr: 28.80s

NoHorse	Plc	Mar	800 Posi	400 Posi	Time	3rd Qtr	4th Qtr
3 UPTOWN LAD	1	0.0m	0.0m (0)	0.0m (0)	2:45.20	28.60s	28.80s
6 ALDEBARAN SUNDO	2	25.2m	20.5m (0)	28.9m (1)	2:47.11	29.20s	28.65s
4 TENNERSON	3	33.1m	12.4m (0)	22.2m (1)	2:47.70	29.30s	29.72s
5 KELL ROAD KID	4	59.3m	7.0m (0)	20.2m (0)	2:49.68	29.54s	31.84s
2 BONNIE RAE	5	59.4m	34.9m (0)	40.1m (0)	2:49.69	28.98s	30.43s
1 MRIYA DREAM	6	100.1m	58.0m (0)	66.4m (0)	2:52.77	29.22s	31.63s

Finish Position and metres gained from 800m







## Harness Analyser

Sectional Analysis Software – Not just a formguide!

[www.facebook.com/PJHarnessRacing](https://www.facebook.com/PJHarnessRacing)



RISE Digital, Harness Racing Australia nor the provider accepts any responsibility for the completeness or accuracy of any of the information contained herein, and makes no representations about its suitability for any particular purpose. Users should make their own judgements about those matters and/or seek independent advice. You assume all risks associated with use of data provided on this page

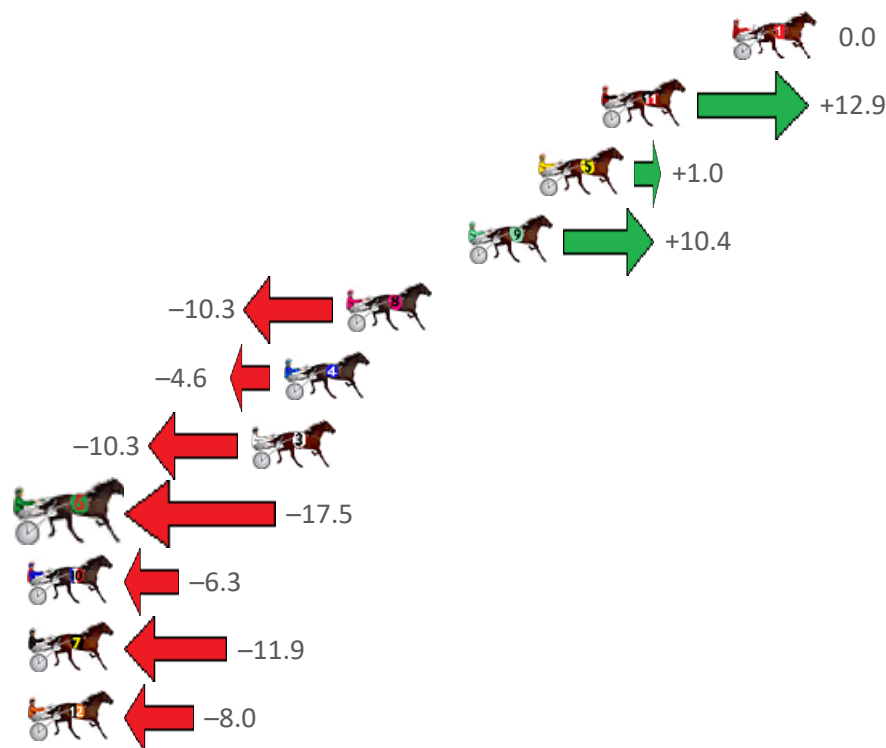
# Pinjarra Race 2 Distance 2185m

Monday, 30 October 2023

Gross Time: 2:43.10 MileRate: 2:00.10 LeadTime: 42.40s First Qtr: 31.70s Second Qtr: 29.80s Third Qtr: 29.30s Fourth Qtr: 29.90s

NoHorse	Plc	Mar	800 Posi	400 Posi	Time	3rd Qtr	4th Qtr
1 QUEENIE DAISY	1	0.0m	0.0m (0)	0.0m (0)	2:43.10	29.30s	29.90s
11 SONIC SEELSTER	2	5.2m	18.1m (1)	15.2m (1)	2:43.51	29.10s	29.19s
5 ITSOKTOBEGREY	3	7.7m	8.7m (1)	7.3m (1)	2:43.70	29.20s	29.96s
9 SATAN PRINCESS	4	10.5m	20.9m (0)	25.3m (0)	2:43.92	29.64s	28.86s
8 SEASIDEJO	5	15.3m	5.0m (0)	7.6m (0)	2:44.30	29.50s	30.54s
4 STARANNA	6	17.8m	13.2m (0)	19.3m (0)	2:44.49	29.76s	29.87s
3 VYBRANT	7	19.1m	8.8m (0)	13.3m (0)	2:44.60	29.64s	30.42s
6 COUNT BOSCAR	8	30.4m	12.9m (1)	11.7m (2)	2:45.48	29.22s	31.42s
10 FLY EAGLEROSE	9	34.3m	28.0m (0)	31.0m (0)	2:45.79	29.54s	30.31s
7 CODENAME ELLIOT	10	34.6m	22.7m (1)	20.1m (1)	2:45.81	29.12s	31.13s
12 IM GRAFTER	11	40.4m	32.4m (0)	30.2m (1)	2:46.26	29.16s	30.84s

## Finish Position and metres gained from 800m



**PJ Harness Analyser**  
Sectional Analysis Software – Not just a formguide!

[www.facebook.com/PJHarnessRacing](https://www.facebook.com/PJHarnessRacing)



RISE Digital, Harness Racing Australia nor the provider accepts any responsibility for the completeness or accuracy of any of the information contained herein, and makes no representations about its suitability for any particular purpose. Users should make their own judgements about those matters and/or seek independent advice. You assume all risks associated with use of data provided on this page

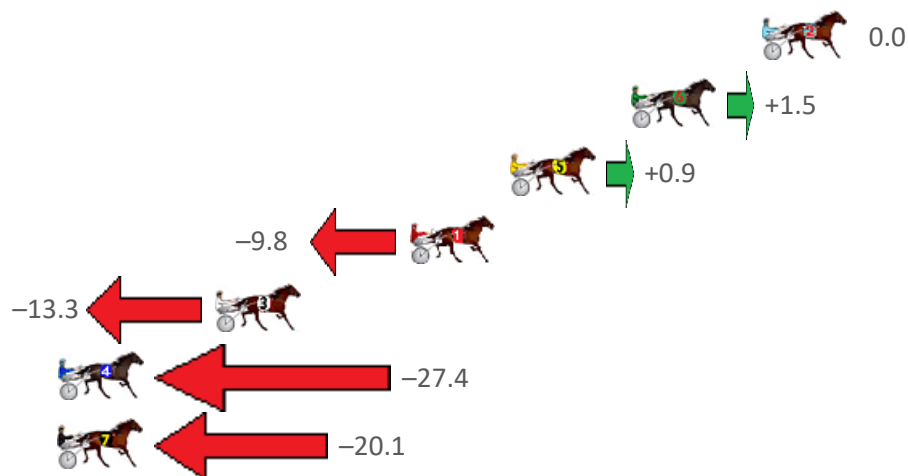
# Pinjarra Race 3 Distance 2185m

Monday, 30 October 2023

Gross Time: 2:41.10 MileRate: 1:58.60 LeadTime: 43.40s First Qtr: 31.20s Second Qtr: 28.90s Third Qtr: 28.60s Fourth Qtr: 29.00s

NoHorse	Plc	Mar	800 Posi	400 Posi	Time	3rd Qtr	4th Qtr
2 SWEET LUCIFER	1	0.0m	0.0m (0)	0.0m (0)	2:41.10	28.60s	29.00s
6 A DUKE TO BE	2	5.2m	6.7m (1)	6.4m (2)	2:41.50	28.58s	28.94s
5 GET YA BETS ON	3	10.0m	10.9m (1)	10.3m (2)	2:41.86	28.56s	29.02s
1 SOUNDS TREACHER	4	14.0m	4.2m (0)	5.6m (0)	2:42.17	28.70s	29.67s
3 MISS WILLOUGHBY	5	21.7m	8.4m (0)	10.3m (0)	2:42.75	28.74s	29.91s
4 FLYING COPPA	6	30.2m	2.8m (1)	3.6m (1)	2:43.40	28.66s	31.04s
7 WICKHAM WINDS	7	35.9m	15.8m (0)	24.0m (0)	2:43.83	29.20s	30.01s

Finish Position and metres gained from 800m



## PJ Harness Analyser

Sectional Analysis Software - Not just a formguide!

[www.facebook.com/PJHarnessRacing](https://www.facebook.com/PJHarnessRacing)



RISE Digital, Harness Racing Australia nor the provider accepts any responsibility for the completeness or accuracy of any of the information contained herein, and makes no representations about its suitability for any particular purpose. Users should make their own judgements about those matters and/or seek independent advice. You assume all risks associated with use of data provided on this page

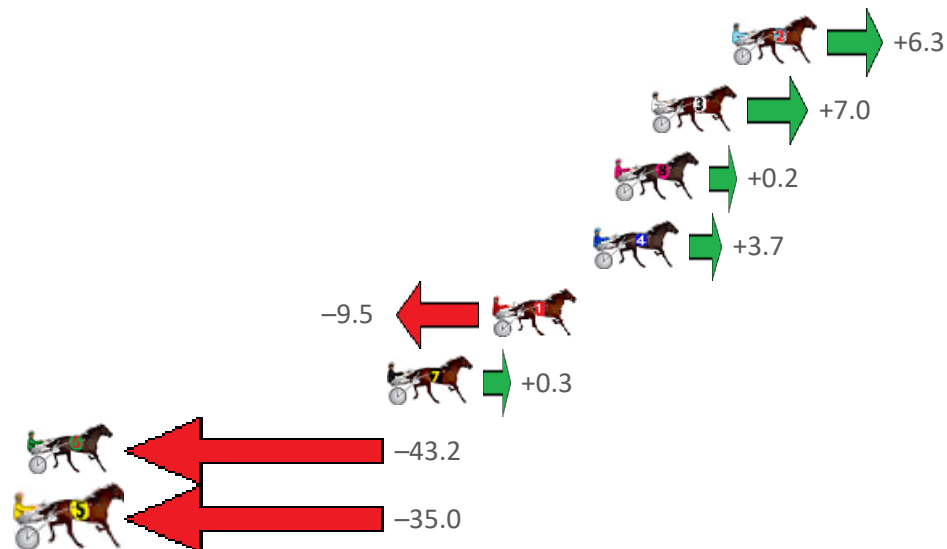
# Pinjarra Race 4 Distance 2185m

Monday, 30 October 2023

Gross Time: 2:44.90 MileRate: 2:01.50 LeadTime: 43.60s First Qtr: 31.70s Second Qtr: 29.90s Third Qtr: 30.10s Fourth Qtr: 29.60s

NoHorse	Plc	Mar	800 Posi	400 Posi	Time	3rd Qtr	4th Qtr
2 TIMES TICKIN	1	0.0m	6.3m (1)	5.9m (2)	2:44.90	30.07s	29.16s
3 CUTTING ROSES	2	3.2m	10.2m (1)	10.0m (1)	2:45.15	30.08s	29.11s
8 KRIPKE	3	4.7m	4.9m (0)	4.9m (0)	2:45.26	30.10s	29.60s
4 DEBRENIKA	4	5.5m	9.2m (0)	9.2m (0)	2:45.33	30.10s	29.35s
1 JUST CRUIZIN	5	9.5m	0.0m (0)	0.0m (0)	2:45.64	30.10s	30.34s
7 WHOOPSADAI	6	13.7m	14.0m (0)	13.5m (0)	2:45.96	30.06s	29.66s
6 WENDY MAY SUE	7	45.3m	2.1m (1)	2.7m (1)	2:48.41	30.14s	32.91s
5 SWEET ROSEY	8	50.8m	15.8m (1)	14.8m (1)	2:48.84	30.02s	32.44s

## Finish Position and metres gained from 800m



# PJ Harness Analyser

Sectional Analysis Software – Not just a formguide!

[www.facebook.com/PJHarnessRacing](https://www.facebook.com/PJHarnessRacing)



RISE Digital, Harness Racing Australia nor the provider accepts any responsibility for the completeness or accuracy of any of the information contained herein, and makes no representations about its suitability for any particular purpose. Users should make their own judgements about those matters and/or seek independent advice. You assume all risks associated with use of data provided on this page

# Pinjarra Race 5 Distance 2185m

Monday, 30 October 2023

Gross Time: 2:40.70 MileRate: 1:58.30 LeadTime: 41.20s First Qtr: 30.70s Second Qtr: 30.50s Third Qtr: 28.90s Fourth Qtr: 29.40s

NoHorse	Plc	Mar	800 Posi	400 Posi	Time	3rd Qtr	4th Qtr
6 MISS HIGH FASHION	1	0.0m	0.0m (0)	0.0m (0)	2:40.70	28.90s	29.40s
7 CLASSICAL ELLIE	2	10.7m	5.8m (1)	4.7m (1)	2:41.52	28.82s	29.88s
9 LADY VIOLETTA	3	12.2m	10.3m (1)	9.1m (1)	2:41.64	28.82s	29.68s
8 HELLO GORGEOUS	4	14.3m	14.2m (0)	14.1m (1)	2:41.80	28.90s	29.48s
5 MISS LAUREL LEA	5	22.9m	5.0m (0)	8.6m (0)	2:42.47	29.16s	30.55s
4 UNEARTHED	6	23.8m	18.7m (0)	18.8m (0)	2:42.53	28.92s	29.87s
2 BONNIE PAULINE	7	31.4m	30.4m (0)	27.6m (0)	2:43.12	28.72s	29.82s
1 FEELING EMPATHY	8	32.2m	10.3m (0)	14.4m (0)	2:43.18	29.20s	30.84s
3 OCTAVIA	9	35.1m	34.5m (0)	32.9m (0)	2:43.41	28.80s	29.73s

Finish Position and metres gained from 800m



0.0



-4.9



-1.9



-0.1



-15.5



-5.1



-1.0



-1.0



-1.0



-21.9



## PJ Harness Analyser

Sectional Analysis Software - Not just a formguide!

[www.facebook.com/PJHarnessRacing](https://www.facebook.com/PJHarnessRacing)



RISE Digital, Harness Racing Australia nor the provider accepts any responsibility for the completeness or accuracy of any of the information contained herein, and makes no representations about its suitability for any particular purpose. Users should make their own judgements about those matters and/or seek independent advice. You assume all risks associated with use of data provided on this page

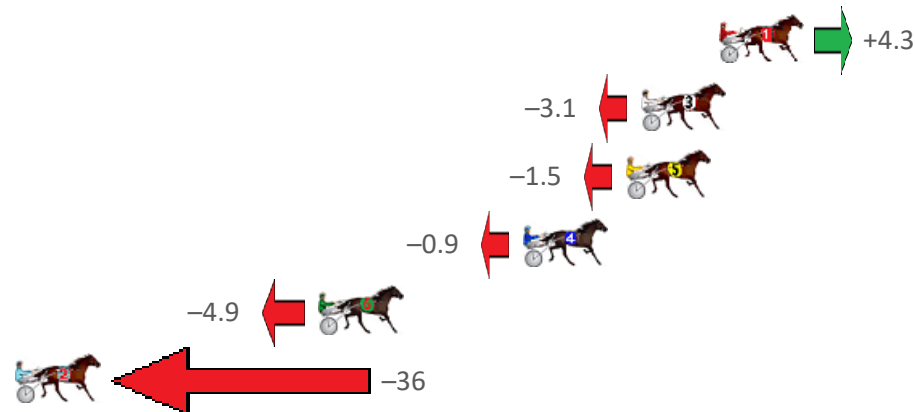
# Pinjarra Race 6 Distance 2185m

Monday, 30 October 2023

Gross Time: 2:40.90 MileRate: 1:58.50 LeadTime: 42.70s First Qtr: 31.30s Second Qtr: 30.00s Third Qtr: 28.90s Fourth Qtr: 28.00s

NoHorse	Plc	Mar	800 Posi	400 Posi	Time	3rd Qtr	4th Qtr
1 WILLIAM GEES LEGA	1	0.0m	4.3m (0)	4.3m (0)	2:40.90	28.89s	27.70s
3 SPRING LINE	2	3.1m	0.0m (0)	0.0m (0)	2:41.13	28.90s	28.23s
5 SUGAR STREET	3	3.7m	2.2m (1)	1.1m (1)	2:41.17	28.82s	28.19s
4 PUNTERS DREAM	4	7.8m	6.9m (1)	5.9m (1)	2:41.47	28.82s	28.15s
6 BLAZE COOPS	5	15.9m	11.0m (1)	6.8m (2)	2:42.07	28.59s	28.69s
2 BETTOR MY DREAMZ	6	43.7m	8.6m (0)	10.2m (0)	2:44.12	29.00s	30.50s

## Finish Position and metres gained from 800m







# Harness Analyser

Sectional Analysis Software – Not just a formguide!

[www.facebook.com/PJHarnessRacing](http://www.facebook.com/PJHarnessRacing)



RISE Digital, Harness Racing Australia nor the provider accepts any responsibility for the completeness or accuracy of any of the information contained herein, and makes no representations about its suitability for any particular purpose. Users should make their own judgements about those matters and/or seek independent advice. You assume all risks associated with use of data provided on this page

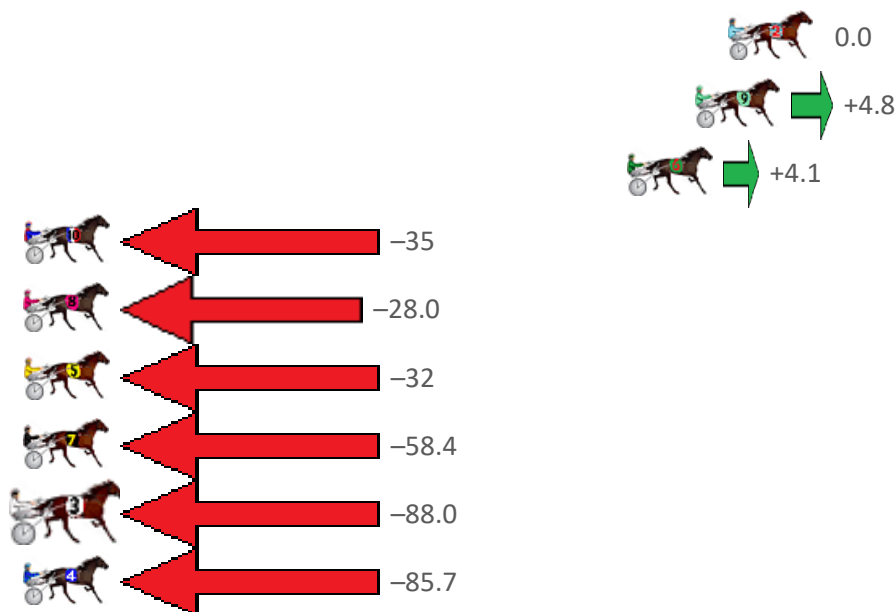
# Pinjarra Race 7 Distance 2631m

Monday, 30 October 2023

Gross Time: 3:14.40 MileRate: 1:58.90 LeadTime: 78.00s First Qtr: 31.10s Second Qtr: 28.90s Third Qtr: 28.80s Fourth Qtr: 27.60s

NoHorse	Plc	Mar	800 Posi	400 Posi	Time	3rd Qtr	4th Qtr
2 BELLISSIMO ACQUIS	1	0.0m	0.0m (0)	0.0m (0)	3:14.40	28.80s	27.60s
9 STREET HAWK	2	1.3m	6.1m (1)	11.4m (1)	3:14.49	29.16s	26.89s
6 BRICKIES DREAM	3	4.0m	8.1m (0)	15.7m (1)	3:14.69	29.32s	26.79s
10 CARANA	4	35.8m	1.6m (1)	8.0m (0)	3:17.00	29.24s	29.64s
8 YANKEE LINCOLN	5	40.3m	12.3m (0)	21.1m (0)	3:17.33	29.40s	29.05s
5 COWBOYS N BANDIT	6	41.2m	10.0m (1)	16.6m (2)	3:17.39	29.24s	29.43s
7 ACUTO	7	75.2m	16.8m (0)	21.1m (1)	3:19.86	29.08s	31.58s
3 MY LITTLE BIG MAN	8	91.9m	3.9m (0)	13.1m (0)	3:21.07	29.44s	33.35s
4 LUCCA	9	192.7m	107.0m (0)	127.2m (0)	3:28.39	30.06s	32.67s

Finish Position and metres gained from 800m



**PJ Harness Analyser**  
Sectional Analysis Software – Not just a formguide!

[www.facebook.com/PJHarnessRacing](https://www.facebook.com/PJHarnessRacing)



RISE Digital, Harness Racing Australia nor the provider accepts any responsibility for the completeness or accuracy of any of the information contained herein, and makes no representations about its suitability for any particular purpose. Users should make their own judgements about those matters and/or seek independent advice. You assume all risks associated with use of data provided on this page




# Pinjarra Race 8 Distance 2185m

Monday, 30 October 2023

Gross Time: 2:41.90 MileRate: 1:59.30 LeadTime: 42.60s First Qtr: 31.20s Second Qtr: 30.30s Third Qtr: 28.70s Fourth Qtr: 29.10s

NoHorse	Plc	Mar	800 Posi	400 Posi	Time	3rd Qtr	4th Qtr
10 THE BEAUDSTER	1	0.0m	12.2m (2)	4.7m (2)	2:41.90	28.17s	28.76s
9 HILARIOUS REIGN	2	0.5m	7.7m (2)	0.3m (1)	2:41.94	28.17s	29.12s
1 STRAYLYA	3	1.1m	3.9m (0)	12.4m (1)	2:41.98	29.31s	28.29s
3 GALAXY WARRIOR	4	1.3m	4.2m (1)	0.0m (0)	2:42.00	28.40s	29.20s
8 SUNPATRA	5	4.5m	8.4m (1)	4.5m (0)	2:42.24	28.42s	29.12s
4 IM DRINKINDOUBLES	6	10.6m	16.2m (1)	7.8m (1)	2:42.71	28.10s	29.35s
5 YANKEEDELIGHT	7	28.6m	16.3m (0)	13.0m (2)	2:44.08	28.47s	30.35s
7 HEART OF SAHARA	8	28.8m	21.8m (1)	15.2m (3)	2:44.10	28.23s	30.21s
6 ATLANTAS	9	31.3m	10.9m (0)	16.9m (0)	2:44.29	29.13s	30.28s
2 HEAVENLY BLISS	10	63.4m	0.0m (0)	10.6m (0)	2:46.74	29.46s	33.18s

## Finish Position and metres gained from 800m



**PJ Harness Analyser**  
Sectional Analysis Software – Not just a formguide!

[www.facebook.com/PJHarnessRacing](http://www.facebook.com/PJHarnessRacing)



RISE Digital, Harness Racing Australia nor the provider accepts any responsibility for the completeness or accuracy of any of the information contained herein, and makes no representations about its suitability for any particular purpose. Users should make their own judgements about those matters and/or seek independent advice. You assume all risks associated with use of data provided on this page




# Pinjarra Race 9 Distance 2185m

Monday, 30 October 2023

Gross Time: 2:39.50 MileRate: 1:57.50 LeadTime: 43.10s First Qtr: 31.00s Second Qtr: 28.20s Third Qtr: 28.40s Fourth Qtr: 28.80s

NoHorse	Plc	Mar	800 Posi	400 Posi	Time	3rd Qtr	4th Qtr
6 SISTA SAMMY	1	0.0m	1.7m (1)	0.0m (1)	2:39.50	28.28s	28.80s
11 REBLINE	2	5.8m	14.0m (0)	15.5m (0)	2:39.94	28.52s	28.14s
5 PRECOCIOUS LADY	3	12.5m	9.9m (1)	9.0m (1)	2:40.44	28.34s	29.10s
12 MERAVIGLIA	4	13.6m	18.6m (0)	17.5m (1)	2:40.53	28.34s	28.59s
4 QUEENINTHECORNE	5	13.7m	5.7m (1)	4.5m (1)	2:40.54	28.32s	29.52s
10 FIVE BANGLES	6	13.8m	15.0m (2)	10.1m (3)	2:40.54	28.07s	29.12s
8 CASTELLA DELLACQU	7	15.7m	13.9m (1)	12.9m (1)	2:40.69	28.34s	29.07s
7 GOODEALEHMADDIE	8	16.8m	19.6m (1)	14.6m (2)	2:40.77	28.06s	29.03s
2 MORISSETTE	9	16.9m	4.9m (0)	6.5m (0)	2:40.78	28.52s	29.62s
1 ASHANTI PRINCESS	10	18.7m	9.1m (0)	10.7m (0)	2:40.91	28.52s	29.45s
3 PUREST COPPER	11	20.1m	0.0m (0)	1.7m (0)	2:41.02	28.52s	30.20s
9 SHES LUSH	12	23.5m	9.9m (2)	6.2m (2)	2:41.28	28.15s	30.14s

## Finish Position and metres gained from 800m



# PJ Harness Analyser

Sectional Analysis Software – Not just a formguide!

[www.facebook.com/PJHarnessRacing](https://www.facebook.com/PJHarnessRacing)



RISE Digital, Harness Racing Australia nor the provider accepts any responsibility for the completeness or accuracy of any of the information contained herein, and makes no representations about its suitability for any particular purpose. Users should make their own judgements about those matters and/or seek independent advice. You assume all risks associated with use of data provided on this page