

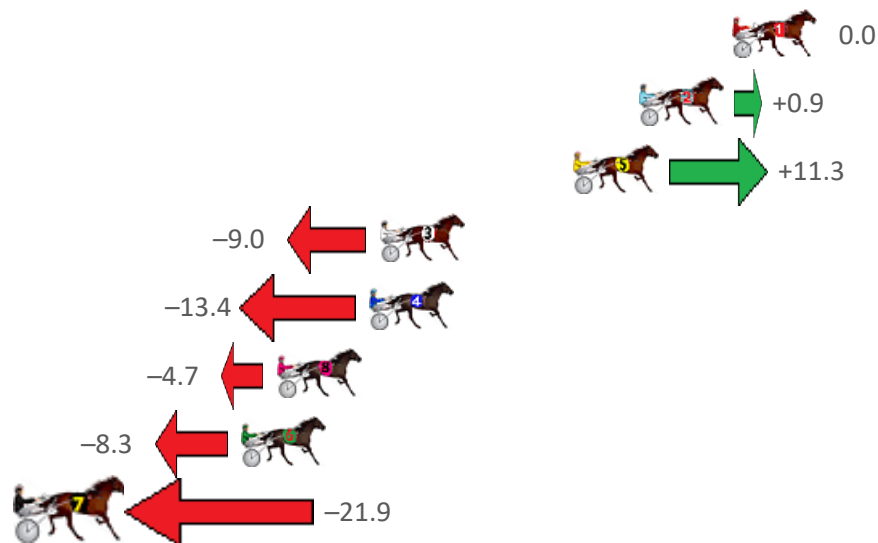
# Collie Race 1 Distance 2050m

Sunday, 5 November 2023

Gross Time: 2:38.50 MileRate: 2:04.40 LeadTime: 34.60s First Qtr: 31.50s Second Qtr: 31.00s Third Qtr: 30.30s Fourth Qtr: 31.10s

NoHorse	Plc	Mar	800 Posi	400 Posi	Time	3rd Qtr	4th Qtr
1 SUB MARINER	1	0.0m	0.0m (0)	0.0m (0)	2:38.50	30.30s	31.10s
2 SHES A DACTYL	2	3.7m	4.6m (0)	10.4m (0)	2:38.80	30.75s	30.58s
5 YOUR GRACE	3	6.3m	17.6m (1)	16.6m (3)	2:39.01	30.23s	30.30s
3 QUEEN OF STARS	4	14.0m	5.0m (1)	13.6m (1)	2:39.64	30.96s	31.13s
4 DILO SPIRIT	5	14.4m	1.0m (1)	8.4m (1)	2:39.67	30.86s	31.56s
8 BRIGGS ON BOND	6	18.1m	13.4m (1)	15.4m (2)	2:39.97	30.45s	31.31s
6 TWOHEARTONEDIA	7	19.5m	11.2m (0)	19.4m (0)	2:40.09	30.93s	31.11s
7 NEVERTELLMETHEO	8	30.7m	8.8m (2)	25.0m (3)	2:41.00	31.53s	31.54s

Finish Position and metres gained from 800m





## PJ Harness Analyser

Sectional Analysis Software - Not just a formguide!

[www.facebook.com/PJHarnessRacing](http://www.facebook.com/PJHarnessRacing)



RISE Digital, Harness Racing Australia nor the provider accepts any responsibility for the completeness or accuracy of any of the information contained herein, and makes no representations about its suitability for any particular purpose. Users should make their own judgements about those matters and/or seek independent advice. You assume all risks associated with use of data provided on this page


# Collie Race 2 Distance 2050m

Sunday, 5 November 2023

Gross Time: 2:37.60 MileRate: 2:03.70 LeadTime: 34.10s First Qtr: 31.60s Second Qtr: 31.00s Third Qtr: 30.70s Fourth Qtr: 30.20s

NoHorse	Plc	Mar	800 Posi	400 Posi	Time	3rd Qtr	4th Qtr
1 JORDANO	1	0.0m	0.0m (0)	0.0m (0)	2:37.60	30.70s	30.20s
5 SANFORD BART	2	13.0m	15.8m (0)	18.6m (1)	2:38.63	30.91s	29.78s
3 RADAR REEF	3	17.8m	8.2m (1)	8.6m (1)	2:39.01	30.74s	30.89s
4 DEVILISH GRIN	4	19.0m	3.6m (1)	10.2m (0)	2:39.10	31.21s	30.86s
7 MAJIC BAY	5	19.7m	12.6m (1)	14.6m (1)	2:39.16	30.85s	30.58s
8 FLASH MOB	6	35.9m	17.2m (1)	18.2m (2)	2:40.44	30.79s	31.53s
2 BY SUBMISSION	7	42.5m	5.6m (0)	16.4m (0)	2:40.96	31.53s	32.16s
6 ROCKY AFFAIR	8	44.8m	11.0m (0)	22.4m (0)	2:41.14	31.58s	31.88s

Finish Position and metres gained from 800m





## PJ Harness Analyser

Sectional Analysis Software - Not just a formguide!

[www.facebook.com/PJHarnessRacing](http://www.facebook.com/PJHarnessRacing)



RISE Digital, Harness Racing Australia nor the provider accepts any responsibility for the completeness or accuracy of any of the information contained herein, and makes no representations about its suitability for any particular purpose. Users should make their own judgements about those matters and/or seek independent advice. You assume all risks associated with use of data provided on this page

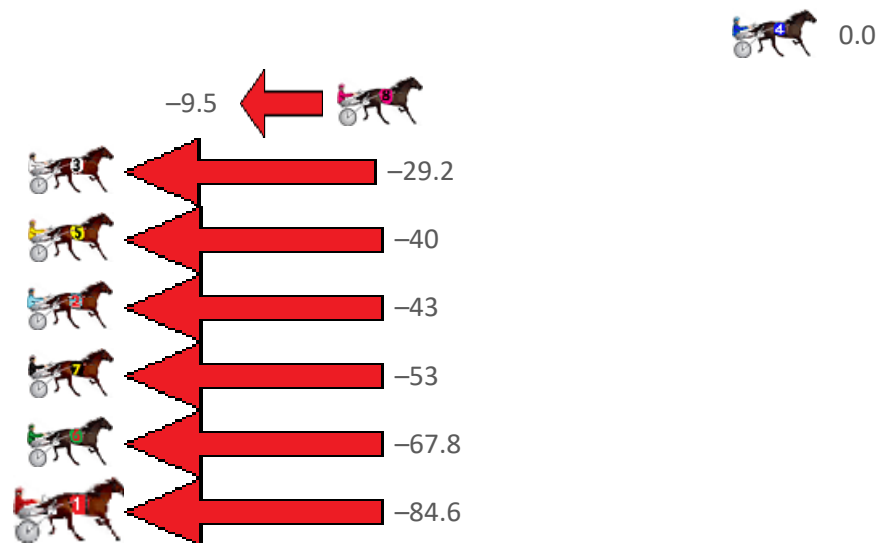
# Collie Race 3 Distance 2050m

Sunday, 5 November 2023

Gross Time: 2:35.50 MileRate: 2:02.10 LeadTime: 32.90s First Qtr: 32.00s Second Qtr: 30.80s Third Qtr: 30.20s Fourth Qtr: 29.60s

NoHorse	Plc	Mar	800 Posi	400 Posi	Time	3rd Qtr	4th Qtr
4 IDEAL WHITBY	1	0.0m	0.0m (0)	0.0m (0)	2:35.50	30.20s	29.60s
8 ADDA PARIS	2	15.7m	6.2m (1)	10.6m (0)	2:36.72	30.53s	29.98s
3 THATS SO FETCH	3	47.4m	18.2m (0)	29.2m (2)	2:39.18	31.03s	30.94s
5 BABYSGOTBLUEEYES	4	49.5m	10.4m (1)	23.8m (2)	2:39.34	31.22s	31.49s
2 ALTAIR STAR	5	50.6m	8.4m (0)	25.0m (0)	2:39.43	31.45s	31.48s
7 BELONERO	6	54.9m	2.0m (1)	24.6m (1)	2:39.76	31.90s	31.83s
6 FOUR STARZZZ HAW	7	81.2m	13.4m (0)	32.6m (0)	2:41.80	31.66s	33.18s
1 ABBEE BEE	8	89.0m	4.4m (0)	21.0m (0)	2:42.41	31.48s	34.60s

Finish Position and metres gained from 800m





## PJ Harness Analyser

Sectional Analysis Software - Not just a formguide!

www.facebook.com/PJHarnessRacing



RISE Digital, Harness Racing Australia nor the provider accepts any responsibility for the completeness or accuracy of any of the information contained herein, and makes no representations about its suitability for any particular purpose. Users should make their own judgements about those matters and/or seek independent advice. You assume all risks associated with use of data provided on this page

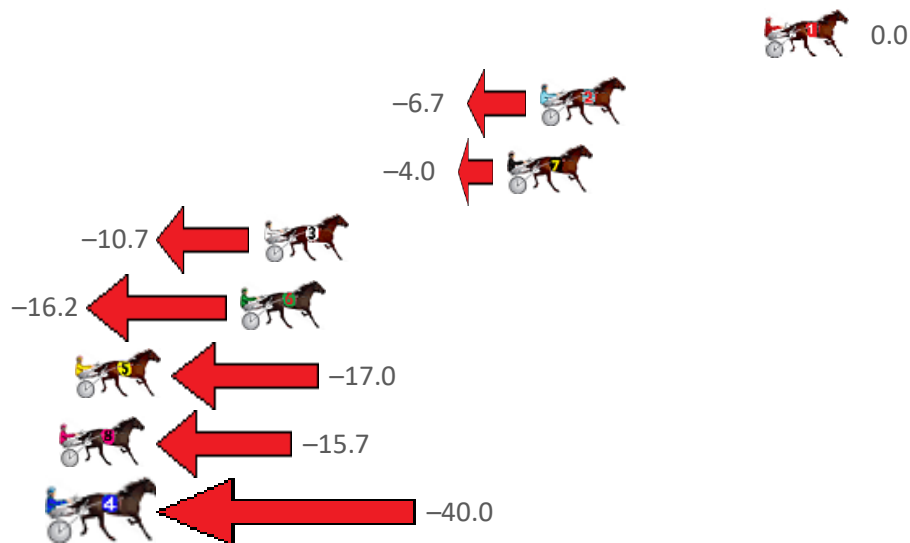
# Collie Race 4 Distance 2050m

Sunday, 5 November 2023

Gross Time: 2:40.50 MileRate: 2:06.00 LeadTime: 33.70s First Qtr: 31.60s Second Qtr: 35.00s Third Qtr: 31.60s Fourth Qtr: 28.60s

NoHorse	Plc	Mar	800 Posi	400 Posi	Time	3rd Qtr	4th Qtr
1 SHES A LUCKY PENN	1	0.0m	0.0m (0)	0.0m (0)	2:40.50	31.60s	28.60s
2 TRUNKEY FETCH	2	8.9m	2.2m (1)	4.4m (1)	2:41.17	31.78s	28.92s
7 ALEXANDRA THEGRE	3	10.2m	6.2m (1)	6.6m (2)	2:41.27	31.64s	28.86s
3 HEART OF SAHARA	4	19.9m	9.2m (0)	17.6m (0)	2:41.99	32.24s	28.76s
6 MISTER SAUVAGE	5	20.8m	4.6m (0)	10.6m (0)	2:42.06	32.09s	29.33s
5 TIZA WISH	6	27.4m	10.4m (1)	17.4m (1)	2:42.56	32.16s	29.31s
8 YANKEEDELIGHT	7	30.7m	15.0m (1)	26.4m (0)	2:42.81	32.47s	28.91s
4 ALLY ROCKS	8	73.0m	33.0m (0)	45.0m (0)	2:45.98	32.60s	30.59s

## Finish Position and metres gained from 800m





# PJ Harness Analyser

Sectional Analysis Software - Not just a formguide!

[www.facebook.com/PJHarnessRacing](http://www.facebook.com/PJHarnessRacing)



RISE Digital, Harness Racing Australia nor the provider accepts any responsibility for the completeness or accuracy of any of the information contained herein, and makes no representations about its suitability for any particular purpose. Users should make their own judgements about those matters and/or seek independent advice. You assume all risks associated with use of data provided on this page

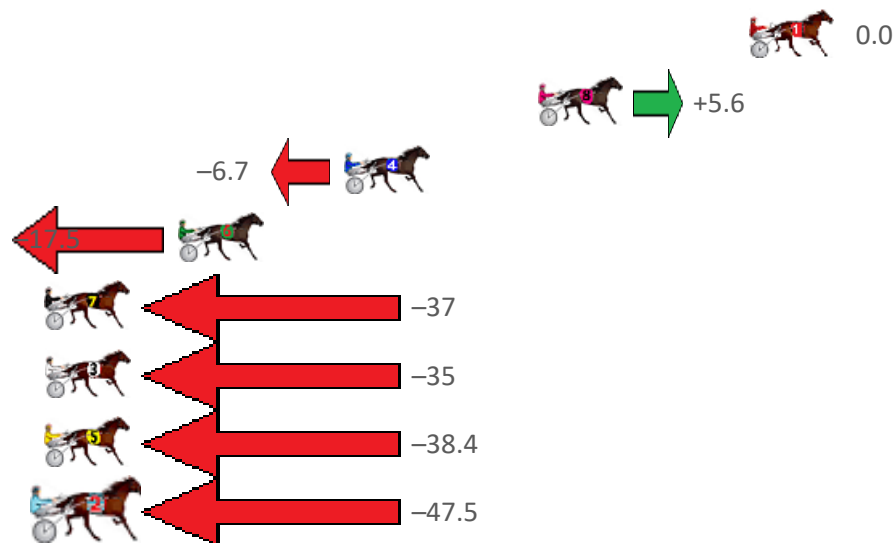
# Collie Race 5 Distance 2050m

Sunday, 5 November 2023

Gross Time: 2:34.50 MileRate: 2:01.30 LeadTime: 33.60s First Qtr: 31.50s Second Qtr: 30.00s Third Qtr: 29.50s Fourth Qtr: 29.90s

NoHorse	Plc	Mar	800 Posi	400 Posi	Time	3rd Qtr	4th Qtr
1 UNDER THE ALTA	1	0.0m	0.0m (0)	0.0m (0)	2:34.50	29.50s	29.90s
8 CAVALRY CALL	2	8.4m	14.0m (0)	11.2m (3)	2:35.16	29.29s	29.69s
4 ROCKIN THE TREND	3	16.1m	9.4m (0)	10.2m (2)	2:35.76	29.56s	30.34s
6 BATAVIA BLACKHOLE	4	22.7m	5.2m (0)	9.8m (0)	2:36.28	29.83s	30.86s
7 HIGHLY FLAMMABLE	5	38.9m	2.0m (1)	11.0m (1)	2:37.55	30.15s	31.97s
3 RODGER JAMES	6	52.3m	18.2m (1)	27.0m (0)	2:38.60	30.14s	31.78s
5 JAMANCO	7	60.8m	22.4m (0)	37.0m (0)	2:39.26	30.57s	31.67s
2 LIBBA RACY	8	61.1m	13.6m (1)	33.0m (1)	2:39.29	30.92s	31.99s

## Finish Position and metres gained from 800m





## PJ Harness Analyser

Sectional Analysis Software - Not just a formguide!

[www.facebook.com/PJHarnessRacing](http://www.facebook.com/PJHarnessRacing)



RISE Digital, Harness Racing Australia nor the provider accepts any responsibility for the completeness or accuracy of any of the information contained herein, and makes no representations about its suitability for any particular purpose. Users should make their own judgements about those matters and/or seek independent advice. You assume all risks associated with use of data provided on this page

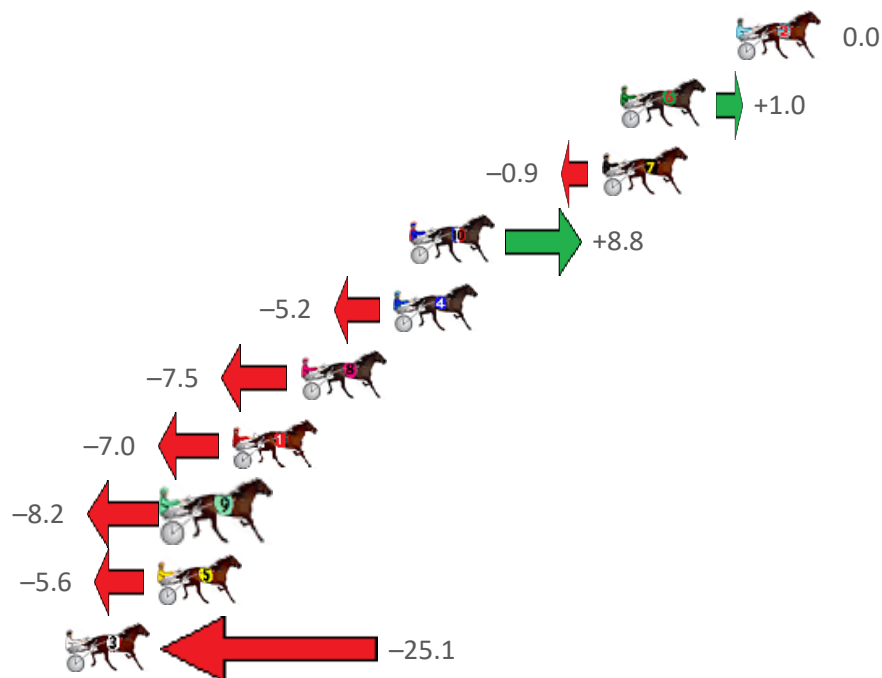
# Collie Race 6 Distance 2020m

Sunday, 5 November 2023

Gross Time: 2:43.40 MileRate: 2:08.90 LeadTime: 36.70s First Qtr: 32.40s Second Qtr: 32.90s Third Qtr: 32.20s Fourth Qtr: 29.20s

NoHorse	Plc	Mar	800 Posi	400 Posi	Time	3rd Qtr	4th Qtr
2 RISING SPIRIT	1	0.0m	0.0m (0)	0.0m (0)	2:43.40	32.20s	29.20s
6 CHEAP THRILLZ	2	4.6m	5.6m (1)	3.4m (1)	2:43.75	32.04s	29.29s
7 HOMECOMING QUE	3	5.3m	4.4m (0)	4.0m (0)	2:43.81	32.17s	29.29s
10 ISAIDBOO	4	13.0m	21.8m (0)	19.6m (2)	2:44.40	32.01s	28.72s
4 TIMES TICKIN	5	13.6m	8.4m (0)	9.4m (0)	2:44.44	32.29s	29.50s
8 LIL DELIGHT	6	17.3m	9.8m (1)	9.0m (2)	2:44.73	32.17s	29.80s
1 CANDILLO	7	20.0m	13.0m (0)	16.8m (0)	2:44.93	32.50s	29.43s
9 OVER ARMED	8	22.4m	14.2m (1)	16.2m (1)	2:45.12	32.38s	29.65s
5 METEOROID	9	23.0m	17.4m (0)	21.2m (1)	2:45.16	32.50s	29.33s
3 JUST A SAINT	10	26.7m	1.6m (1)	8.0m (1)	2:45.44	32.76s	30.56s

Finish Position and metres gained from 800m





## PJ Harness Analyser

Sectional Analysis Software - Not just a formguide!

[www.facebook.com/PJHarnessRacing](http://www.facebook.com/PJHarnessRacing)



RISE Digital, Harness Racing Australia nor the provider accepts any responsibility for the completeness or accuracy of any of the information contained herein, and makes no representations about its suitability for any particular purpose. Users should make their own judgements about those matters and/or seek independent advice. You assume all risks associated with use of data provided on this page

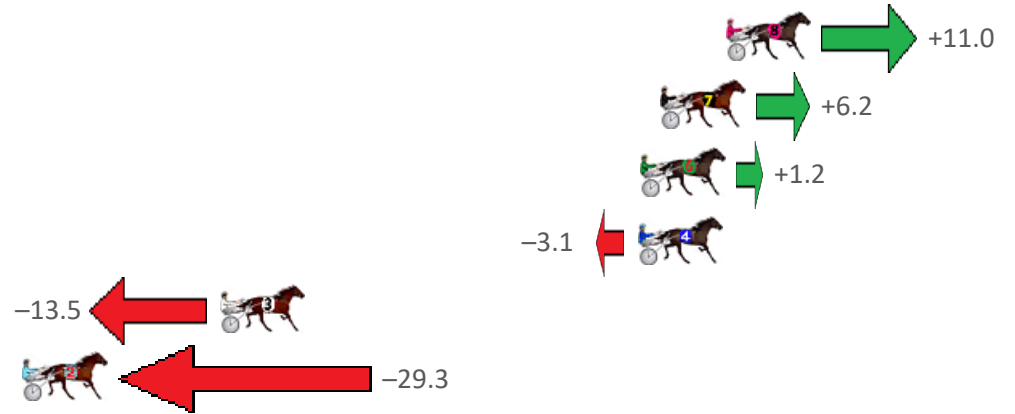
# Collie Race 7 Distance 2050m

Sunday, 5 November 2023

Gross Time: 2:36.70 MileRate: 2:03.00 LeadTime: 33.80s First Qtr: 30.50s Second Qtr: 31.10s Third Qtr: 30.90s Fourth Qtr: 30.40s

NoHorse	Plc	Mar	800 Posi	400 Posi	Time	3rd Qtr	4th Qtr
8 BETTOR MOVE ALON	1	0.0m	11.0m (1)	1.8m (3)	2:36.70	30.20s	30.26s
7 MINOR CATASTROP	2	2.6m	8.8m (0)	6.0m (0)	2:36.91	30.68s	30.14s
6 FOLLOW THE MUSIC	3	3.4m	4.6m (0)	4.0m (1)	2:36.97	30.85s	30.35s
4 THE MERCENARY	4	3.5m	0.4m (1)	0.0m (1)	2:36.98	30.87s	30.66s
3 SANFORD HARRY	5	20.1m	6.6m (1)	2.6m (2)	2:38.30	30.61s	31.72s
2 WHERESTHETOWRO	6	29.3m	0.0m (0)	1.6m (0)	2:39.03	31.04s	32.49s

Finish Position and metres gained from 800m





## PJ Harness Analyser

Sectional Analysis Software - Not just a formguide!

[www.facebook.com/PJHarnessRacing](http://www.facebook.com/PJHarnessRacing)



RISE Digital, Harness Racing Australia nor the provider accepts any responsibility for the completeness or accuracy of any of the information contained herein, and makes no representations about its suitability for any particular purpose. Users should make their own judgements about those matters and/or seek independent advice. You assume all risks associated with use of data provided on this page



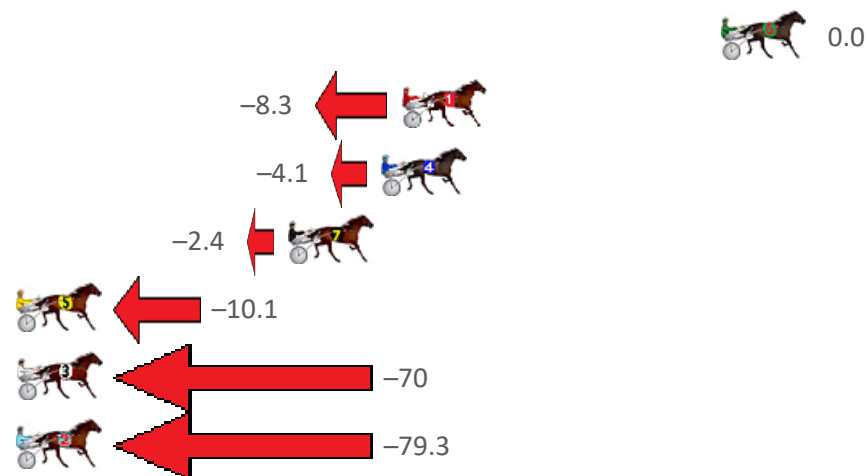
# Collie Race 8 Distance 2050m

Sunday, 5 November 2023

Gross Time: 2:42.60 MileRate: 2:07.70 LeadTime: 35.80s First Qtr: 34.30s Second Qtr: 31.20s Third Qtr: 32.00s Fourth Qtr: 29.30s

NoHorse	Plc	Mar	800 Posi	400 Posi	Time	3rd Qtr	4th Qtr
6 HONOUR THE EAGLE	1	0.0m	0.0m (0)	0.0m (0)	2:42.60	32.00s	29.30s
1 LOWLANDS BEACH B	2	12.7m	4.4m (0)	6.6m (0)	2:43.58	32.19s	29.74s
4 THE WHIZZER	3	13.5m	9.4m (1)	11.0m (0)	2:43.64	32.13s	29.48s
7 MY GRAND ANGUS	4	17.2m	14.8m (1)	19.4m (1)	2:43.92	32.34s	29.14s
5 IM GRAFTER	5	34.9m	24.8m (1)	26.4m (0)	2:45.28	32.15s	29.92s
3 SANFORD SHIRLEY	6	70.4m	0.8m (1)	27.2m (1)	2:48.01	34.16s	32.45s
2 FLY EAGLE ROSE	7	101.5m	22.2m (0)	45.0m (0)	2:50.40	33.93s	33.42s

Finish Position and metres gained from 800m





## PJ Harness Analyser

Sectional Analysis Software - Not just a formguide!

www.facebook.com/PJHarnessRacing



RISE Digital, Harness Racing Australia nor the provider accepts any responsibility for the completeness or accuracy of any of the information contained herein, and makes no representations about its suitability for any particular purpose. Users should make their own judgements about those matters and/or seek independent advice. You assume all risks associated with use of data provided on this page