

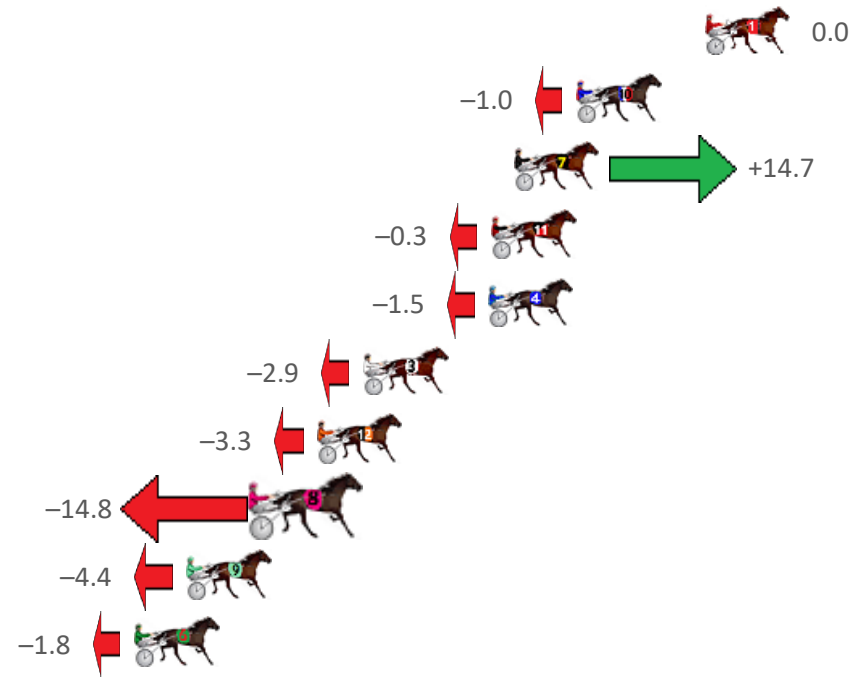
Gloucester Park Race 1 Distance 2130m

Friday, 3 November 2023

Gross Time: 2:34.50 MileRate: 1:56.70 LeadTime: 37.20s First Qtr: 30.90s Second Qtr: 29.40s Third Qtr: 29.30s Fourth Qtr: 27.70s

NoHorse	Plc	Mar	800 Posi	400 Posi	Time	3rd Qtr	4th Qtr
1 THE CODE BREAKER	1	0.0m	0.0m (0)	0.0m (0)	2:34.50	29.30s	27.70s
10 COOPER	2	5.1m	4.1m (0)	4.2m (0)	2:34.87	29.30s	27.77s
7 MACHNIFICENT	3	7.6m	22.3m (1)	14.5m (2)	2:35.05	28.70s	27.23s
11 TROOPINGOFTHECO	4	8.5m	8.2m (0)	8.2m (0)	2:35.12	29.28s	27.74s
4 CLOUD NINE	5	8.6m	7.1m (1)	8.2m (1)	2:35.13	29.36s	27.74s
3 DISCO UNDER FIRE	6	13.6m	10.7m (1)	12.2m (1)	2:35.49	29.38s	27.83s
12 MACHLANI	7	15.4m	12.1m (0)	12.7m (0)	2:35.62	29.32s	27.92s
8 MEDIEVAL MAN	8	17.6m	2.8m (1)	3.7m (1)	2:35.78	29.36s	28.72s
9 MISTER FORTUNIA	9	20.6m	16.2m (0)	16.9m (0)	2:36.00	29.32s	28.00s
6 SOHO GIGOLO	10	22.7m	20.9m (0)	19.0m (1)	2:36.15	29.12s	28.01s

Finish Position and metres gained from 800m



PJ Harness Analyser

Sectional Analysis Software - Not just a formguide!

www.facebook.com/PJHarnessRacing

RISE Digital, Harness Racing Australia nor the provider accepts any responsibility for the completeness or accuracy of any of the information contained herein, and makes no representations about its suitability for any particular purpose. Users should make their own judgements about those matters and/or seek independent advice. You assume all risks associated with use of data provided on this page

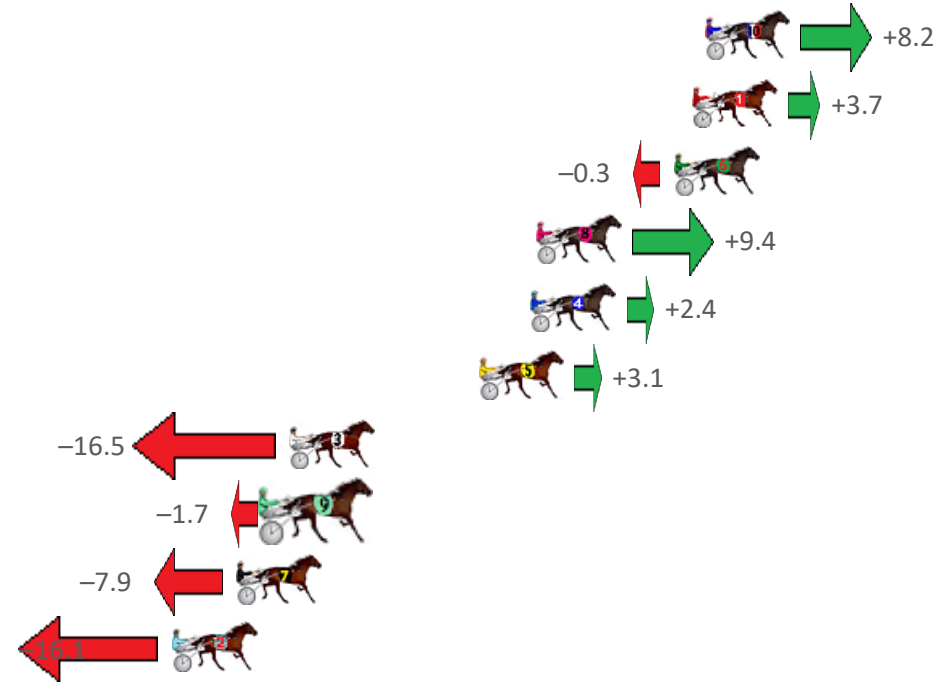
Gloucester Park Race 2 Distance 2130m

Friday, 3 November 2023

Gross Time: 2:32.90 MileRate: 1:55.50 LeadTime: 34.70s First Qtr: 30.70s Second Qtr: 29.70s Third Qtr: 28.50s Fourth Qtr: 29.30s

NoHorse	Plc	Mar	800 Posi	400 Posi	Time	3rd Qtr	4th Qtr
10 BORN TO BOOGIE	1	0.0m	8.2m (0)	6.4m (0)	2:32.90	28.38s	28.84s
1 MONTANA GLORY	2	0.5m	4.2m (0)	4.2m (1)	2:32.94	28.50s	29.04s
6 TAKING THE MIKI	3	1.2m	0.9m (1)	0.3m (1)	2:32.99	28.46s	29.37s
8 FIVE BANGLES	4	6.7m	16.1m (0)	14.8m (1)	2:33.41	28.42s	28.75s
4 MY PRAYER	5	6.9m	9.3m (1)	9.5m (1)	2:33.43	28.52s	29.15s
5 ZYANYA	6	9.0m	12.1m (0)	11.4m (0)	2:33.59	28.46s	29.17s
3 STENO	7	16.5m	0.0m (0)	0.0m (0)	2:34.17	28.50s	30.57s
9 STORMYSKYES	8	17.2m	15.5m (1)	12.0m (2)	2:34.22	28.26s	29.76s
7 ACHARNE GIRL	9	18.6m	10.7m (2)	7.3m (3)	2:34.33	28.27s	30.20s
2 MISS SASSY	10	21.2m	5.1m (1)	7.0m (2)	2:34.53	28.64s	30.43s

Finish Position and metres gained from 800m





PJ Harness Analyser

Sectional Analysis Software - Not just a formguide!

www.facebook.com/PJHarnessRacing



RISE Digital, Harness Racing Australia nor the provider accepts any responsibility for the completeness or accuracy of any of the information contained herein, and makes no representations about its suitability for any particular purpose. Users should make their own judgements about those matters and/or seek independent advice. You assume all risks associated with use of data provided on this page

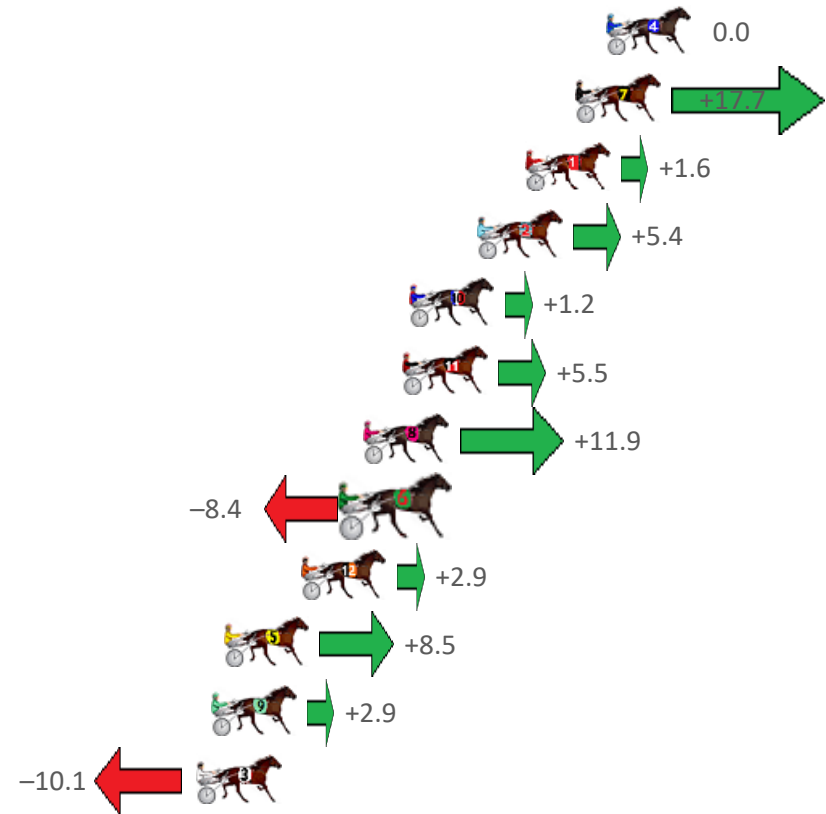
Gloucester Park Race 3 Distance 2536m

Friday, 3 November 2023

Gross Time: 3:05.50 MileRate: 1:57.70 LeadTime: 66.80s First Qtr: 31.00s Second Qtr: 30.30s Third Qtr: 28.50s Fourth Qtr: 28.90s

NoHorse	Plc	Mar	800 Posi	400 Posi	Time	3rd Qtr	4th Qtr
4 STAR LAVRA	1	0.0m	0.0m (0)	0.0m (0)	3:05.50	28.50s	28.90s
7 HOTLY PURSUED	2	1.2m	18.9m (1)	15.7m (1)	3:05.59	28.28s	27.87s
1 LOMBO MITCHINSO	3	3.2m	4.8m (0)	4.5m (0)	3:05.74	28.48s	28.82s
2 CROWD CONTROL	4	5.1m	10.5m (1)	9.0m (2)	3:05.89	28.40s	28.64s
10 ROCK ARTIST	5	7.8m	9.0m (0)	8.4m (0)	3:06.09	28.46s	28.89s
11 RUNNINGONEMPTY	6	8.1m	13.6m (0)	12.3m (0)	3:06.11	28.42s	28.63s
8 SOHO FIRESTONE	7	9.6m	21.5m (2)	13.0m (2)	3:06.23	27.90s	28.70s
6 CHIVALRY	8	10.1m	1.7m (1)	3.4m (1)	3:06.27	28.62s	29.42s
12 MAGNUS VICTOR	9	12.1m	15.0m (1)	12.1m (1)	3:06.42	28.30s	28.96s
5 ROCKET CITY	10	15.2m	23.7m (0)	16.9m (2)	3:06.65	28.02s	28.85s
9 HEZ ALL THE RAGE	11	15.7m	18.6m (0)	16.8m (0)	3:06.69	28.38s	28.89s
3 DOURADO	12	16.3m	6.2m (1)	8.2m (1)	3:06.74	28.64s	29.55s

Finish Position and metres gained from 800m



PJ Harness Analyser

Sectional Analysis Software - Not just a formguide!

www.facebook.com/PJHarnessRacing

RISE Digital, Harness Racing Australia nor the provider accepts any responsibility for the completeness or accuracy of any of the information contained herein, and makes no representations about its suitability for any particular purpose. Users should make their own judgements about those matters and/or seek independent advice. You assume all risks associated with use of data provided on this page

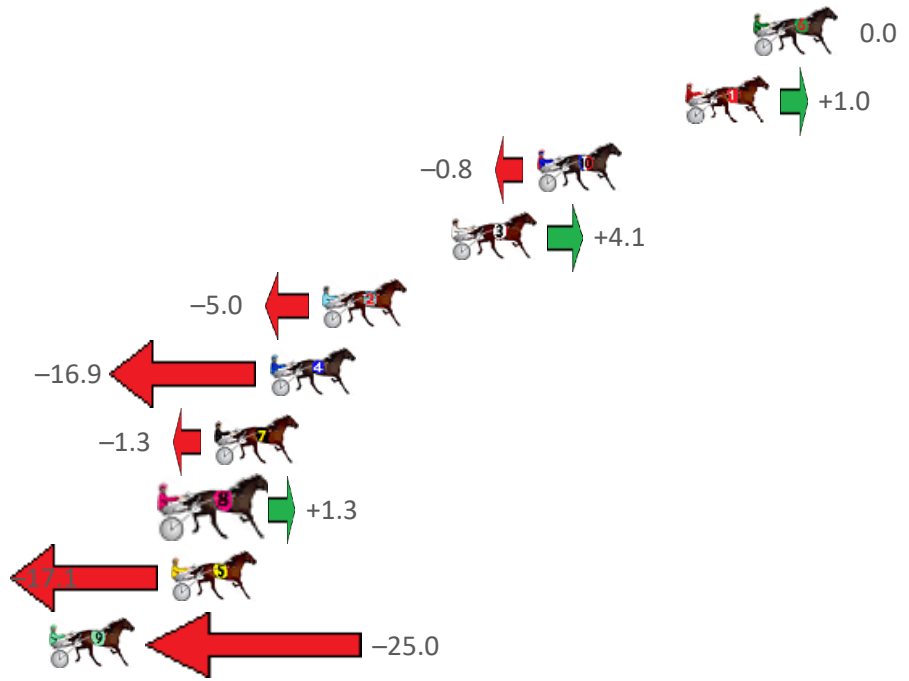
Gloucester Park Race 4 Distance 2130m

Friday, 3 November 2023

Gross Time: 2:31.20 MileRate: 1:54.30 LeadTime: 36.50s First Qtr: 30.80s Second Qtr: 28.70s Third Qtr: 28.00s Fourth Qtr: 27.20s

NoHorse	Plc	Mar	800 Posi	400 Posi	Time	3rd Qtr	4th Qtr
6 MAGNIFICENT STOR	1	0.0m	0.0m (0)	0.0m (0)	2:31.20	28.00s	27.20s
1 ALCOPONY	2	2.7m	3.7m (0)	3.1m (1)	2:31.39	27.95s	27.18s
10 ARMA EINSTEIN	3	8.6m	7.8m (0)	8.8m (0)	2:31.82	28.06s	27.22s
3 BLITZEMBYE	4	12.0m	16.1m (0)	15.5m (0)	2:32.06	27.94s	27.00s
2 CHAL PATCH	5	17.1m	12.1m (0)	12.9m (1)	2:32.42	28.04s	27.54s
4 GALACTIC STAR	6	19.2m	2.3m (1)	3.3m (2)	2:32.58	28.06s	28.35s
7 THOMSON BAY	7	21.4m	20.1m (0)	20.4m (0)	2:32.73	28.00s	27.33s
8 MIGHTY RONALDO	8	23.1m	24.4m (0)	24.8m (0)	2:32.85	28.00s	27.15s
5 IMA FIVESTAR GENE	9	23.1m	6.0m (1)	7.0m (1)	2:32.85	28.06s	28.37s
9 CORDERO	10	36.5m	11.5m (1)	14.9m (2)	2:33.81	28.22s	28.79s

Finish Position and metres gained from 800m





PJ Harness Analyser

Sectional Analysis Software - Not just a formguide!

www.facebook.com/PJHarnessRacing



RISE Digital, Harness Racing Australia nor the provider accepts any responsibility for the completeness or accuracy of any of the information contained herein, and makes no representations about its suitability for any particular purpose. Users should make their own judgements about those matters and/or seek independent advice. You assume all risks associated with use of data provided on this page


Gloucester Park Race 5 Distance 2536m

Friday, 3 November 2023

Gross Time: 3:03.30 MileRate: 1:56.30 LeadTime: 67.70s First Qtr: 30.20s Second Qtr: 28.70s Third Qtr: 28.40s Fourth Qtr: 28.30s

NoHorse	Plc	Mar	800 Posi	400 Posi	Time	3rd Qtr	4th Qtr
1 SKYLOU	1	0.0m	4.0m (0)	4.6m (0)	3:03.30	28.44s	27.98s
11 NEVER ENDING	2	3.6m	0.0m (0)	0.0m (0)	3:03.57	28.40s	28.57s
12 IM THE BLACK FLASH	3	20.3m	16.7m (0)	17.3m (0)	3:04.81	28.44s	28.59s
6 ROLLING FIRE	4	20.5m	24.1m (1)	22.7m (1)	3:04.82	28.30s	28.22s
2 FESS UP	5	23.6m	8.2m (0)	9.1m (0)	3:05.05	28.46s	29.41s
10 LOUIE DIOR	6	24.2m	12.2m (0)	12.8m (0)	3:05.10	28.44s	29.20s
5 SORRIDERE	7	26.2m	20.7m (0)	21.3m (0)	3:05.25	28.44s	28.75s
4 MIKIS BEACH	8	28.8m	19.8m (1)	17.7m (2)	3:05.44	28.24s	29.20s
8 MISTER SMARTEE	9	32.5m	6.2m (1)	9.1m (1)	3:05.72	28.60s	30.07s
9 LUSAKA	10	40.2m	11.1m (1)	14.2m (1)	3:06.29	28.62s	30.29s
7 SKYLORD	11	42.8m	24.9m (0)	27.3m (0)	3:06.48	28.56s	29.56s
3 TURN THE PAGE	12	93.1m	15.3m (1)	18.5m (1)	3:10.22	28.62s	33.92s

Finish Position and metres gained from 800m





PJ Harness Analyser

Sectional Analysis Software - Not just a formguide!

www.facebook.com/PJHarnessRacing



RISE Digital, Harness Racing Australia nor the provider accepts any responsibility for the completeness or accuracy of any of the information contained herein, and makes no representations about its suitability for any particular purpose. Users should make their own judgements about those matters and/or seek independent advice. You assume all risks associated with use of data provided on this page

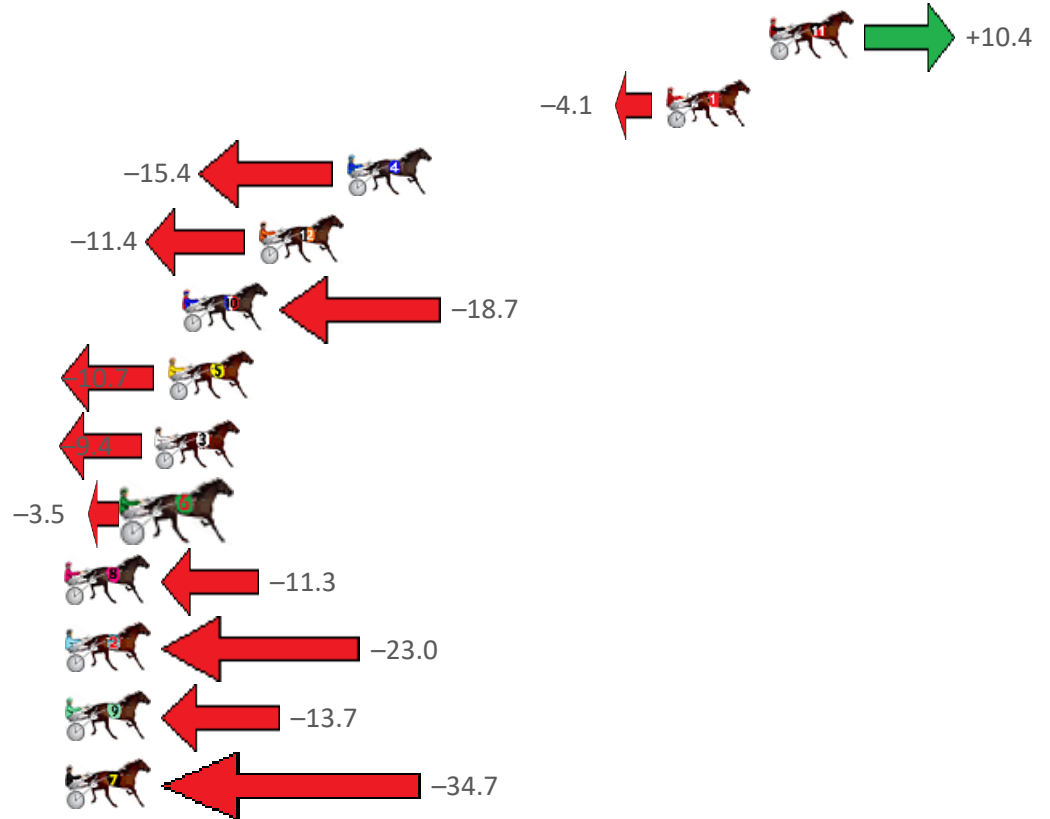
Gloucester Park Race 6 Distance 2130m

Friday, 3 November 2023

Gross Time: 2:34.40 MileRate: 1:56.70 LeadTime: 36.40s First Qtr: 30.80s Second Qtr: 30.20s Third Qtr: 28.00s Fourth Qtr: 29.00s

NoHorse	Plc	Mar	800 Posi	400 Posi	Time	3rd Qtr	4th Qtr
11 MAJOR EXPRESS	1	0.0m	10.4m (1)	8.0m (2)	2:34.40	27.84s	28.44s
1 OCTOBER REIGN	2	4.1m	0.0m (0)	0.0m (0)	2:34.71	28.00s	29.31s
4 VINTAGE BLU	3	16.8m	1.4m (1)	9.3m (0)	2:35.68	28.56s	29.62s
12 ULTIMATE ROCKER	4	20.3m	8.9m (0)	14.2m (1)	2:35.94	28.38s	29.54s
10 GORDON	5	23.3m	4.6m (0)	10.5m (1)	2:36.17	28.42s	30.03s
5 BURGHELY SHARD	6	23.9m	13.2m (0)	17.2m (0)	2:36.22	28.30s	29.60s
3 BAYARDO	7	24.4m	15.0m (1)	19.8m (1)	2:36.26	28.36s	29.45s
6 BEE JAYS BOY	8	25.3m	21.8m (0)	25.4m (0)	2:36.33	28.28s	29.13s
8 JOEY JAMES	9	28.8m	17.5m (0)	21.7m (0)	2:36.59	28.32s	29.65s
2 FRANCO WESTERN	10	29.0m	6.0m (1)	14.5m (2)	2:36.61	28.60s	30.18s
9 ME FLASH	11	36.7m	23.0m (1)	25.4m (1)	2:37.19	28.20s	29.99s
7 DUTY BOUND	12	54.0m	19.3m (1)	21.2m (2)	2:38.51	28.16s	31.61s

Finish Position and metres gained from 800m





PJ Harness Analyser

Sectional Analysis Software - Not just a formguide!

www.facebook.com/PJHarnessRacing



RISE Digital, Harness Racing Australia nor the provider accepts any responsibility for the completeness or accuracy of any of the information contained herein, and makes no representations about its suitability for any particular purpose. Users should make their own judgements about those matters and/or seek independent advice. You assume all risks associated with use of data provided on this page

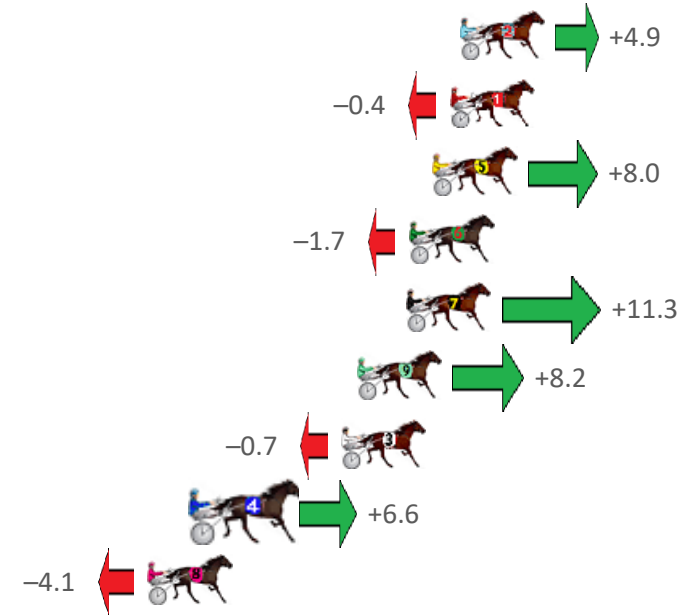
Gloucester Park Race 7 Distance 1730m

Friday, 3 November 2023

Gross Time: 2:04.80 MileRate: 1:56.10 LeadTime: 8.10s First Qtr: 30.70s Second Qtr: 29.40s Third Qtr: 28.20s Fourth Qtr: 28.40s

NoHorse	Plc	Mar	800 Posi	400 Posi	Time	3rd Qtr	4th Qtr
2 EL CHEMA	1	0.0m	4.9m (1)	5.4m (1)	2:04.80	28.24s	28.02s
1 LAMANDIER	2	0.4m	0.0m (0)	0.0m (0)	2:04.83	28.20s	28.43s
5 SOHO DOW JONES	3	1.1m	9.1m (1)	9.4m (1)	2:04.88	28.22s	27.82s
6 OTIS	4	2.0m	0.3m (1)	1.5m (1)	2:04.95	28.28s	28.45s
7 MASTER PUBLISHER	5	2.1m	13.4m (1)	13.4m (1)	2:04.96	28.20s	27.61s
9 HILLVIEW BONDI	6	4.1m	12.3m (0)	12.5m (0)	2:05.11	28.22s	27.83s
3 ROCKNROLL ELLIOT	7	4.7m	4.0m (0)	4.3m (0)	2:05.15	28.22s	28.45s
4 GETN WIGGY WITHIT	8	10.2m	16.8m (0)	17.6m (0)	2:05.56	28.26s	27.92s
8 HOTFOOT IT	9	12.4m	8.3m (0)	8.5m (0)	2:05.73	28.22s	28.73s

Finish Position and metres gained from 800m





PJ Harness Analyser

Sectional Analysis Software - Not just a formguide!

www.facebook.com/PJHarnessRacing



RISE Digital, Harness Racing Australia nor the provider accepts any responsibility for the completeness or accuracy of any of the information contained herein, and makes no representations about its suitability for any particular purpose. Users should make their own judgements about those matters and/or seek independent advice. You assume all risks associated with use of data provided on this page


Gloucester Park Race 8 Distance 2130m

Friday, 3 November 2023

Gross Time: 2:37.50 MileRate: 1:59.00 LeadTime: 35.10s First Qtr: 31.50s Second Qtr: 31.10s Third Qtr: 29.60s Fourth Qtr: 30.20s

NoHorse	Plc	Mar	800 Posi	400 Posi	Time	3rd Qtr	4th Qtr
8 CASTELLA DELLACQU	1	0.0m	10.7m (1)	11.9m (1)	2:37.50	29.69s	29.32s
2 JACKIE DANIELS	2	6.8m	4.2m (0)	3.8m (0)	2:38.04	29.57s	30.46s
1 SPIRITOFANANGEL	3	8.0m	6.9m (1)	7.8m (1)	2:38.13	29.67s	30.25s
6 ALLAGLOW	4	9.8m	0.0m (0)	0.0m (0)	2:38.27	29.60s	30.97s
3 QUATTROSE	5	10.3m	12.1m (0)	12.1m (0)	2:38.31	29.61s	30.11s
10 PUREST COPPER	6	11.6m	8.6m (2)	7.6m (2)	2:38.42	29.53s	30.55s
4 UNLUCKY	7	12.6m	8.0m (0)	8.1m (0)	2:38.50	29.61s	30.60s
5 LADY VIOLETTA	8	15.6m	4.5m (2)	3.8m (2)	2:38.73	29.55s	31.15s
7 OUR LILILOU	9	20.3m	2.9m (1)	3.3m (1)	2:39.11	29.63s	31.56s
9 IMAHERO	10	26.1m	17.0m (0)	19.7m (0)	2:39.56	29.81s	30.80s

Finish Position and metres gained from 800m





PJ Harness Analyser

Sectional Analysis Software - Not just a formguide!

www.facebook.com/PJHarnessRacing



RISE Digital, Harness Racing Australia nor the provider accepts any responsibility for the completeness or accuracy of any of the information contained herein, and makes no representations about its suitability for any particular purpose. Users should make their own judgements about those matters and/or seek independent advice. You assume all risks associated with use of data provided on this page

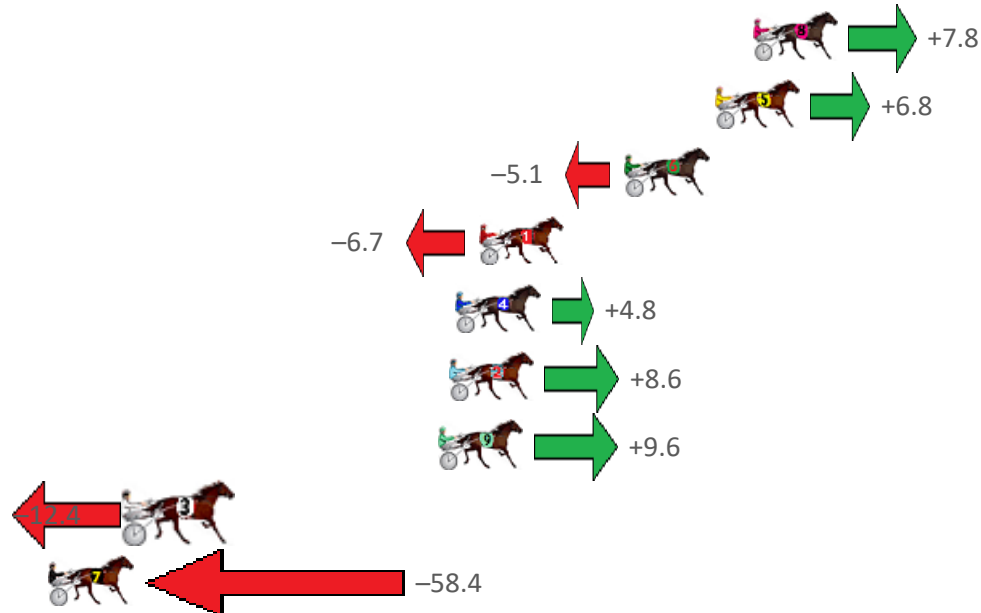
Gloucester Park Race 9 Distance 2503m

Friday, 3 November 2023

Gross Time: 3:09.90 MileRate: 2:01.60 LeadTime: 69.80s First Qtr: 31.00s Second Qtr: 29.70s Third Qtr: 29.10s Fourth Qtr: 30.30s

NoHorse	Plc	Mar	800 Posi	400 Posi	Time	3rd Qtr	4th Qtr
8 AMERICAN BULLITT	1	0.0m	7.8m (1)	0.6m (1)	3:09.90	28.58s	30.26s
5 ALFREDI	2	1.5m	8.3m (0)	5.2m (2)	3:10.02	28.88s	30.03s
6 GEE SMITH	3	5.1m	0.0m (0)	0.0m (0)	3:10.30	29.10s	30.70s
1 HES ROYAL BLUE	4	10.9m	4.2m (0)	4.4m (1)	3:10.76	29.12s	30.84s
4 EXTRAORDINARY MA	5	11.8m	16.6m (0)	13.0m (0)	3:10.84	28.86s	30.28s
2 LONGREACH BAY	6	12.1m	20.7m (0)	17.9m (0)	3:10.86	28.92s	29.94s
9 MIDDLEPAGE	7	12.5m	22.1m (1)	20.4m (2)	3:10.89	29.00s	29.79s
3 BREWERY LANE	8	24.6m	12.2m (1)	20.1m (1)	3:11.85	29.70s	30.77s
7 TARTAN ROBYN	9	70.9m	12.5m (0)	26.6m (0)	3:15.52	30.16s	33.96s

Finish Position and metres gained from 800m





PJ Harness Analyser

Sectional Analysis Software - Not just a formguide!

www.facebook.com/PJHarnessRacing



RISE Digital, Harness Racing Australia nor the provider accepts any responsibility for the completeness or accuracy of any of the information contained herein, and makes no representations about its suitability for any particular purpose. Users should make their own judgements about those matters and/or seek independent advice. You assume all risks associated with use of data provided on this page

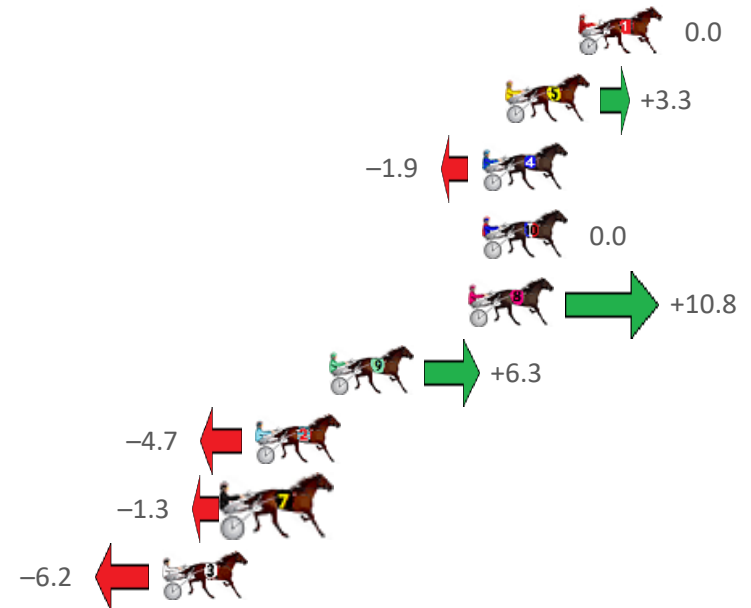
Gloucester Park Race 10 Distance 2130m

Friday, 3 November 2023

Gross Time: 2:39.50 MileRate: 2:00.50 LeadTime: 38.30s First Qtr: 31.40s Second Qtr: 31.70s Third Qtr: 29.80s Fourth Qtr: 28.30s

NoHorse	Plc	Mar	800 Posi	400 Posi	Time	3rd Qtr	4th Qtr
1 DARDY BOY	1	0.0m	0.0m (0)	0.0m (0)	2:39.50	29.80s	28.30s
5 ELWADDELL	2	2.9m	6.2m (1)	5.1m (2)	2:39.72	29.70s	28.15s
4 RUPERT OF LINCOLN	3	3.8m	1.9m (1)	2.8m (1)	2:39.78	29.86s	28.38s
10 HIGH PRICE	4	3.8m	3.8m (0)	4.4m (0)	2:39.78	29.84s	28.26s
8 CUT N RUN	5	4.3m	15.1m (1)	9.2m (1)	2:39.82	29.34s	27.96s
9 NAME IN LIGHTS	6	9.9m	16.2m (0)	14.7m (0)	2:40.24	29.66s	27.98s
2 PATH OF GOLD	7	12.8m	8.1m (0)	8.9m (0)	2:40.45	29.84s	28.61s
7 BROOKIES JET	8	13.7m	12.4m (0)	13.1m (1)	2:40.52	29.82s	28.38s
3 TEVARICH	9	16.5m	10.3m (1)	10.9m (2)	2:40.73	29.82s	28.74s

Finish Position and metres gained from 800m





PJ Harness Analyser

Sectional Analysis Software - Not just a formguide!

www.facebook.com/PJHarnessRacing



RISE Digital, Harness Racing Australia nor the provider accepts any responsibility for the completeness or accuracy of any of the information contained herein, and makes no representations about its suitability for any particular purpose. Users should make their own judgements about those matters and/or seek independent advice. You assume all risks associated with use of data provided on this page