

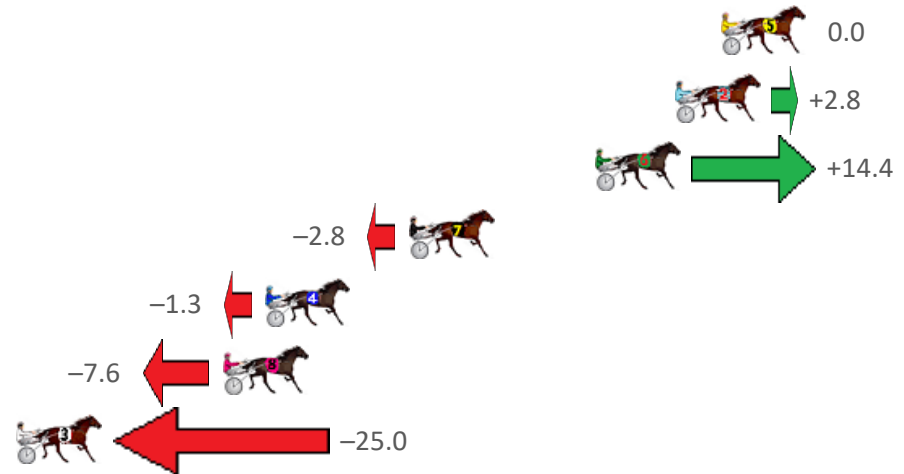
# Northam Race 1 Distance 1780m

Saturday, 4 November 2023

Gross Time: 2:15.70 MileRate: 2:02.70 LeadTime: 14.50s First Qtr: 31.90s Second Qtr: 30.20s Third Qtr: 29.90s Fourth Qtr: 29.20s

NoHorse	Plc	Mar	800 Posi	400 Posi	Time	3rd Qtr	4th Qtr
5 AT THE POINTY END	1	0.0m	0.0m (0)	0.0m (0)	2:15.70	29.90s	29.20s
2 COPY OF PARIS	2	1.8m	4.6m (0)	4.4m (0)	2:15.84	29.88s	29.01s
6 PUSHBUTTON ROCK	3	5.0m	19.4m (1)	13.2m (2)	2:16.08	29.44s	28.60s
7 STARANNA	4	12.4m	9.6m (0)	8.8m (0)	2:16.65	29.84s	29.46s
4 MARLEDIE	5	18.1m	16.8m (0)	17.4m (0)	2:17.09	29.94s	29.25s
8 VYBRANT	6	19.8m	12.2m (1)	11.0m (1)	2:17.22	29.82s	29.84s
3 DELORIS	7	29.0m	4.0m (1)	6.2m (1)	2:17.92	30.08s	30.86s

Finish Position and metres gained from 800m





## PJ Harness Analyser

Sectional Analysis Software - Not just a formguide!

www.facebook.com/PJHarnessRacing



RISE Digital, Harness Racing Australia nor the provider accepts any responsibility for the completeness or accuracy of any of the information contained herein, and makes no representations about its suitability for any particular purpose. Users should make their own judgements about those matters and/or seek independent advice. You assume all risks associated with use of data provided on this page

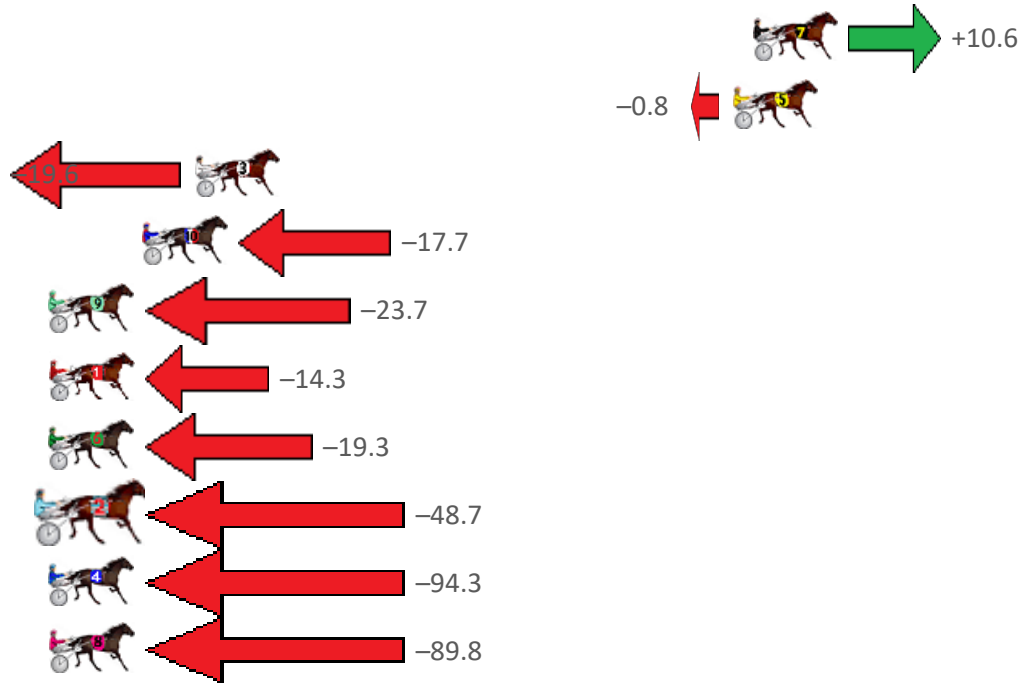
# Northam Race 2 Distance 2190m

Saturday, 4 November 2023

Gross Time: 2:43.90 MileRate: 2:00.50 LeadTime: 45.50s First Qtr: 31.90s Second Qtr: 30.50s Third Qtr: 28.60s Fourth Qtr: 27.40s

NoHorse	Plc	Mar	800 Posi	400 Posi	Time	3rd Qtr	4th Qtr
7 FLASHING ARK	1	0.0m	10.6m (1)	2.4m (2)	2:43.90	28.03s	27.24s
5 IM LORD LOGAN	2	0.8m	0.0m (0)	0.0m (0)	2:43.96	28.60s	27.45s
3 SPUDMEISTER	3	22.2m	2.6m (1)	5.2m (1)	2:45.50	28.81s	28.56s
10 WANDERING GIRL	4	24.3m	6.6m (1)	10.6m (1)	2:45.65	28.90s	28.33s
9 TRAVELBAN	5	28.5m	4.8m (0)	7.0m (0)	2:45.96	28.79s	28.86s
1 SPINNER OF YARNS	6	32.3m	18.0m (0)	18.8m (0)	2:46.23	28.68s	28.32s
6 ELLUCIFER	7	33.9m	14.6m (1)	14.6m (2)	2:46.34	28.63s	28.71s
2 MISS WILLOUGHBY	8	67.7m	19.0m (1)	30.4m (1)	2:48.78	29.45s	29.94s
4 MINNENOOKA	9	107.3m	13.0m (0)	27.4m (0)	2:51.64	29.72s	32.84s
8 IMA AUSSIE ARTIST	10	169.8m	80.0m (0)	120.0m (0)	2:56.15	31.46s	30.79s

Finish Position and metres gained from 800m





## PJ Harness Analyser

Sectional Analysis Software - Not just a formguide!

[www.facebook.com/PJHarnessRacing](http://www.facebook.com/PJHarnessRacing)



RISE Digital, Harness Racing Australia nor the provider accepts any responsibility for the completeness or accuracy of any of the information contained herein, and makes no representations about its suitability for any particular purpose. Users should make their own judgements about those matters and/or seek independent advice. You assume all risks associated with use of data provided on this page

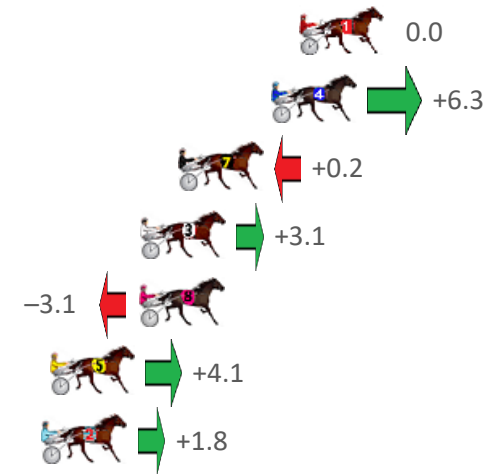
# Northam Race 3 Distance 1780m

Saturday, 4 November 2023

Gross Time: 2:12.40 MileRate: 1:59.70 LeadTime: 14.20s First Qtr: 30.00s Second Qtr: 30.20s Third Qtr: 29.00s Fourth Qtr: 29.00s

NoHorse	Plc	Mar	800 Posi	400 Posi	Time	3rd Qtr	4th Qtr
1 SUNPATRA	1	0.0m	0.0m (0)	0.0m (0)	2:12.40	29.00s	29.00s
4 GOTA GOOD WARH	2	1.1m	7.4m (1)	7.2m (1)	2:12.48	28.99s	28.56s
7 VELVET SHADOW	3	4.8m	5.0m (0)	5.0m (0)	2:12.77	29.00s	28.99s
3 JADES FORTUNE	4	6.3m	9.4m (0)	9.2m (0)	2:12.88	28.99s	28.79s
8 DOCTOR STEVE	5	6.3m	3.2m (1)	3.0m (1)	2:12.88	28.99s	29.24s
5 OUR SURROGATE	6	9.9m	14.0m (0)	13.6m (0)	2:13.15	28.97s	28.73s
2 FIRST AIRBORNE	7	10.2m	12.0m (1)	11.2m (1)	2:13.18	28.94s	28.93s

## Finish Position and metres gained from 800m





# PJ Harness Analyser

Sectional Analysis Software - Not just a formguide!

www.facebook.com/PJHarnessRacing



RISE Digital, Harness Racing Australia nor the provider accepts any responsibility for the completeness or accuracy of any of the information contained herein, and makes no representations about its suitability for any particular purpose. Users should make their own judgements about those matters and/or seek independent advice. You assume all risks associated with use of data provided on this page

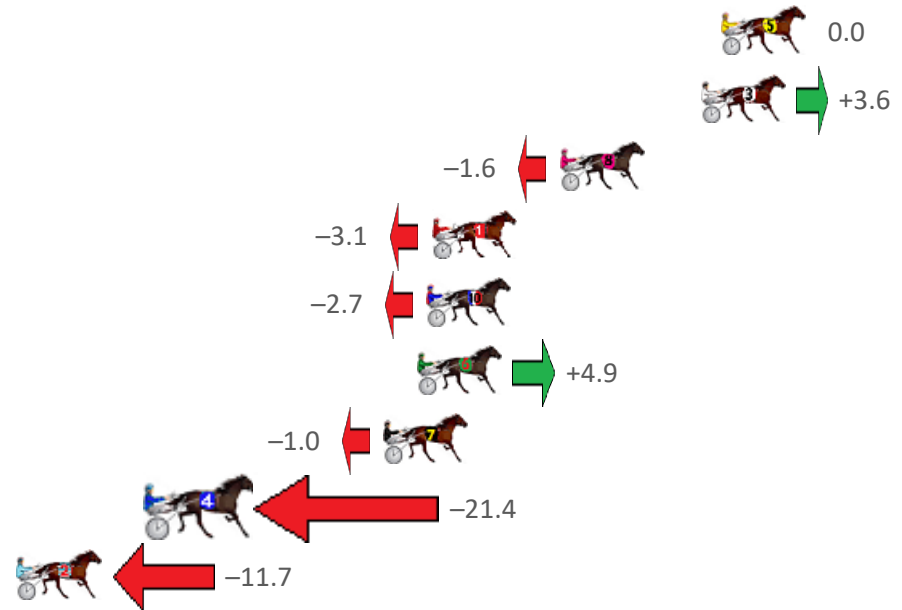
# Northam Race 4 Distance 2190m

Saturday, 4 November 2023

Gross Time: 2:45.90 MileRate: 2:01.90 LeadTime: 43.50s First Qtr: 31.80s Second Qtr: 32.80s Third Qtr: 29.20s Fourth Qtr: 28.60s

NoHorse	Plc	Mar	800 Posi	400 Posi	Time	3rd Qtr	4th Qtr
5 SISTER CHERIE	1	0.0m	0.0m (0)	0.0m (0)	2:45.90	29.20s	28.60s
3 BREACAT	2	0.8m	4.4m (0)	4.6m (0)	2:45.96	29.21s	28.33s
8 HELLO GORGEOUS	3	6.4m	4.8m (1)	6.8m (2)	2:46.38	29.34s	28.57s
1 TORREVEAN PINKY	4	11.5m	8.4m (0)	9.2m (0)	2:46.76	29.26s	28.76s
10 SYNCOPATION	5	11.7m	9.0m (1)	11.2m (1)	2:46.78	29.36s	28.64s
6 ROSIES LAST ATTACK	6	12.1m	17.0m (0)	19.4m (0)	2:46.81	29.37s	28.08s
7 MISS LAUREL LEA	7	13.4m	12.4m (0)	14.8m (0)	2:46.91	29.37s	28.50s
4 NANCY KAY	8	22.4m	1.0m (1)	3.6m (1)	2:47.58	29.40s	29.94s
2 ARKAMARA STAR	9	32.7m	21.0m (0)	29.0m (0)	2:48.36	29.78s	28.86s

Finish Position and metres gained from 800m





## PJ Harness Analyser

Sectional Analysis Software - Not just a formguide!

[www.facebook.com/PJHarnessRacing](https://www.facebook.com/PJHarnessRacing)



RISE Digital, Harness Racing Australia nor the provider accepts any responsibility for the completeness or accuracy of any of the information contained herein, and makes no representations about its suitability for any particular purpose. Users should make their own judgements about those matters and/or seek independent advice. You assume all risks associated with use of data provided on this page

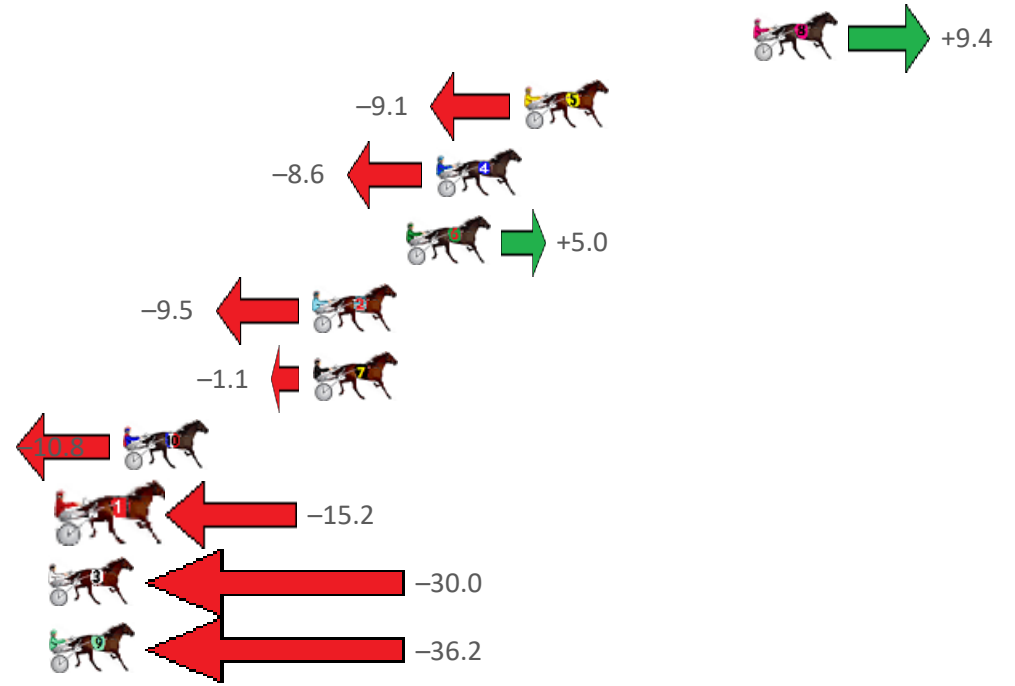
# Northam Race 5 Distance 2190m

Saturday, 4 November 2023

Gross Time: 2:43.40 MileRate: 2:00.10 LeadTime: 42.70s First Qtr: 31.90s Second Qtr: 30.80s Third Qtr: 29.30s Fourth Qtr: 28.70s

NoHorse	Plc	Mar	800 Posi	400 Posi	Time	3rd Qtr	4th Qtr
8 TORREVEAN AMY	1	0.0m	9.4m (1)	3.0m (2)	2:43.40	28.84s	28.49s
5 BRONZED	2	9.1m	0.0m (0)	0.0m (0)	2:44.09	29.31s	29.35s
4 SONIC CHIP	3	12.6m	4.0m (0)	4.6m (0)	2:44.35	29.35s	29.27s
6 YA BETTOR FOLLOW	4	13.8m	18.8m (1)	15.8m (2)	2:44.44	29.08s	28.56s
2 RUSINOL	5	17.5m	8.0m (0)	9.4m (0)	2:44.72	29.41s	29.28s
7 DAZZLING JEWEL	5	17.5m	16.4m (0)	14.4m (0)	2:44.72	29.16s	28.92s
10 TOMMY KRUIZE	7	25.0m	14.2m (1)	8.4m (2)	2:45.28	28.89s	29.88s
1 GLADYS GUGMAN	8	27.2m	12.0m (0)	13.8m (1)	2:45.45	29.44s	29.66s
3 PINK PARADE	9	35.4m	5.4m (1)	8.2m (1)	2:46.07	29.52s	30.64s
9 KRAKKA LIGHTNING	10	37.4m	1.2m (1)	3.8m (1)	2:46.22	29.51s	31.10s

## Finish Position and metres gained from 800m





# PJ Harness Analyser

Sectional Analysis Software - Not just a formguide!

www.facebook.com/PJHarnessRacing



RISE Digital, Harness Racing Australia nor the provider accepts any responsibility for the completeness or accuracy of any of the information contained herein, and makes no representations about its suitability for any particular purpose. Users should make their own judgements about those matters and/or seek independent advice. You assume all risks associated with use of data provided on this page

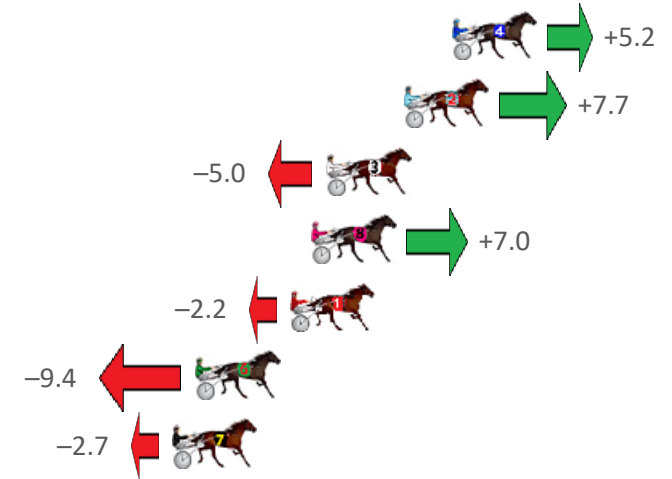
# Northam Race 6 Distance 1780m

Saturday, 4 November 2023

Gross Time: 2:13.60 MileRate: 2:00.80 LeadTime: 14.00s First Qtr: 30.20s Second Qtr: 30.10s Third Qtr: 29.30s Fourth Qtr: 30.00s

NoHorse	Plc	Mar	800 Posi	400 Posi	Time	3rd Qtr	4th Qtr
4 HOT CINDER	1	0.0m	5.2m (1)	7.0m (1)	2:13.60	29.44s	29.48s
2 FIORD	2	1.9m	9.6m (1)	11.2m (1)	2:13.75	29.43s	29.31s
3 MOLIMO	3	5.0m	0.0m (0)	0.0m (0)	2:13.99	29.30s	30.37s
8 BATAVIA PLAYBOY	4	5.6m	12.6m (0)	13.6m (0)	2:14.04	29.38s	29.40s
1 AMERICAN ROCK	5	6.4m	4.2m (0)	4.2m (0)	2:14.10	29.30s	30.16s
6 JESSE ALLWOOD	6	10.2m	0.8m (1)	2.6m (1)	2:14.40	29.43s	30.57s
7 JONIMAC	7	11.1m	8.4m (0)	8.6m (0)	2:14.47	29.31s	30.19s

## Finish Position and metres gained from 800m





## PJ Harness Analyser

Sectional Analysis Software - Not just a formguide!

[www.facebook.com/PJHarnessRacing](http://www.facebook.com/PJHarnessRacing)



RISE Digital, Harness Racing Australia nor the provider accepts any responsibility for the completeness or accuracy of any of the information contained herein, and makes no representations about its suitability for any particular purpose. Users should make their own judgements about those matters and/or seek independent advice. You assume all risks associated with use of data provided on this page

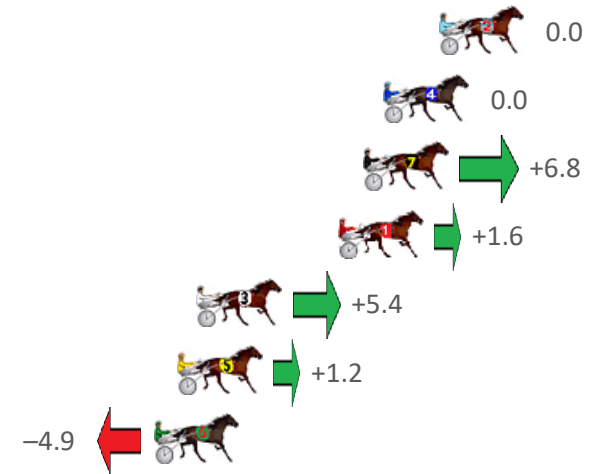
# Northam Race 7 Distance 2190m

Saturday, 4 November 2023

Gross Time: 2:50.80 MileRate: 2:05.50 LeadTime: 45.50s First Qtr: 33.40s Second Qtr: 31.40s Third Qtr: 31.10s Fourth Qtr: 29.40s

NoHorse	Plc	Mar	800 Posi	400 Posi	Time	3rd Qtr	4th Qtr
2 DISPATCHER	1	0.0m	0.0m (0)	0.0m (0)	2:50.80	31.10s	29.40s
4 JUST CRUIZIN	2	2.2m	2.2m (1)	3.0m (1)	2:50.97	31.16s	29.34s
7 OUR EAGLE BAY	3	3.0m	9.8m (0)	10.8m (0)	2:51.03	31.16s	28.83s
1 SOUNDS TREACHER	4	4.0m	5.6m (0)	5.8m (0)	2:51.11	31.11s	29.27s
3 WENDY MAY SUE	5	9.6m	15.0m (0)	16.4m (0)	2:51.54	31.19s	28.90s
5 MELORSUE DEE	6	10.4m	11.6m (1)	14.6m (1)	2:51.60	31.32s	29.09s
6 WHOOPSADAISY	7	11.3m	6.4m (1)	8.8m (1)	2:51.67	31.29s	29.58s

## Finish Position and metres gained from 800m





# PJ Harness Analyser

Sectional Analysis Software - Not just a formguide!

www.facebook.com/PJHarnessRacing



RISE Digital, Harness Racing Australia nor the provider accepts any responsibility for the completeness or accuracy of any of the information contained herein, and makes no representations about its suitability for any particular purpose. Users should make their own judgements about those matters and/or seek independent advice. You assume all risks associated with use of data provided on this page