

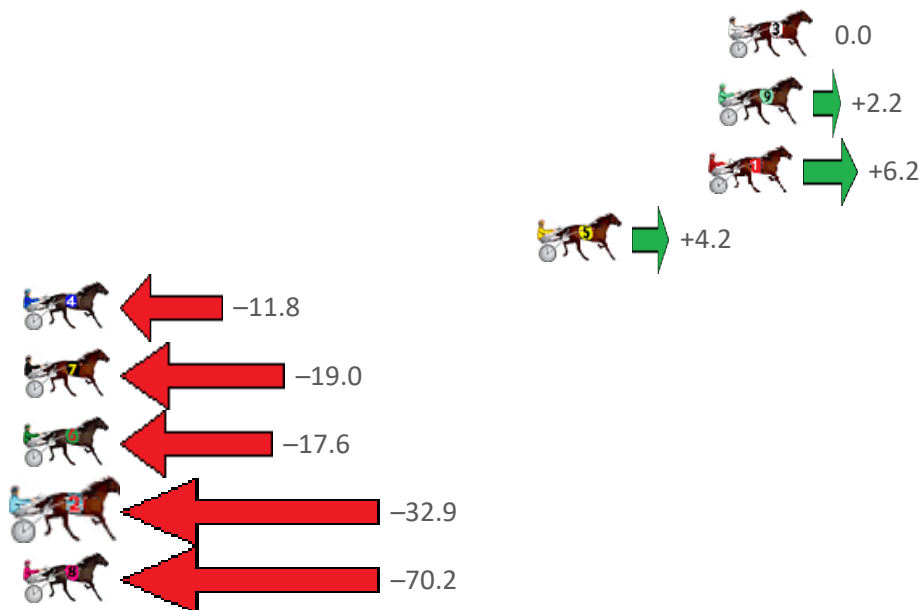
# Albany Race 1 Distance 2265m

Friday, 15 December 2023

Gross Time: 2:53.20 MileRate: 2:03.10 LeadTime: 50.50s First Qtr: 32.70s Second Qtr: 31.00s Third Qtr: 29.30s Fourth Qtr: 29.70s

NoHorse	Plc	Mar	800 Posi	400 Posi	Time	3rd Qtr	4th Qtr
3 ALTA MAGUIRE	1	0.0m	0.0m (0)	0.0m (0)	2:53.20	29.30s	29.70s
9 PUSHBUTTON ROCK	2	0.4m	2.6m (1)	1.6m (1)	2:53.23	29.23s	29.61s
1 STATE MY CASE	3	0.8m	7.0m (1)	6.2m (1)	2:53.26	29.24s	29.30s
5 THE WHIZZER	4	7.6m	11.8m (1)	13.2m (1)	2:53.79	29.41s	29.29s
4 CODENAME ELLIOT	5	29.0m	17.2m (0)	18.2m (1)	2:55.46	29.37s	30.50s
7 DELORIS	6	30.8m	11.8m (0)	12.8m (0)	2:55.60	29.36s	31.03s
6 LOWLANDS BEACH B	7	34.0m	16.4m (1)	25.2m (0)	2:55.85	29.94s	30.35s
2 SNAKEY BAY	8	37.3m	4.4m (0)	6.2m (0)	2:56.10	29.42s	32.00s
8 SANFORD SHIRLEY	9	77.4m	7.2m (2)	32.4m (0)	2:59.22	31.13s	33.02s

## Finish Position and metres gained from 800m



**PJ Harness Analyser**  
Sectional Analysis Software – Not just a formguide!

[www.facebook.com/PJHarnessRacing](https://www.facebook.com/PJHarnessRacing)



RISE Digital, Harness Racing Australia nor the provider accepts any responsibility for the completeness or accuracy of any of the information contained herein, and makes no representations about its suitability for any particular purpose. Users should make their own judgements about those matters and/or seek independent advice. You assume all risks associated with use of data provided on this page

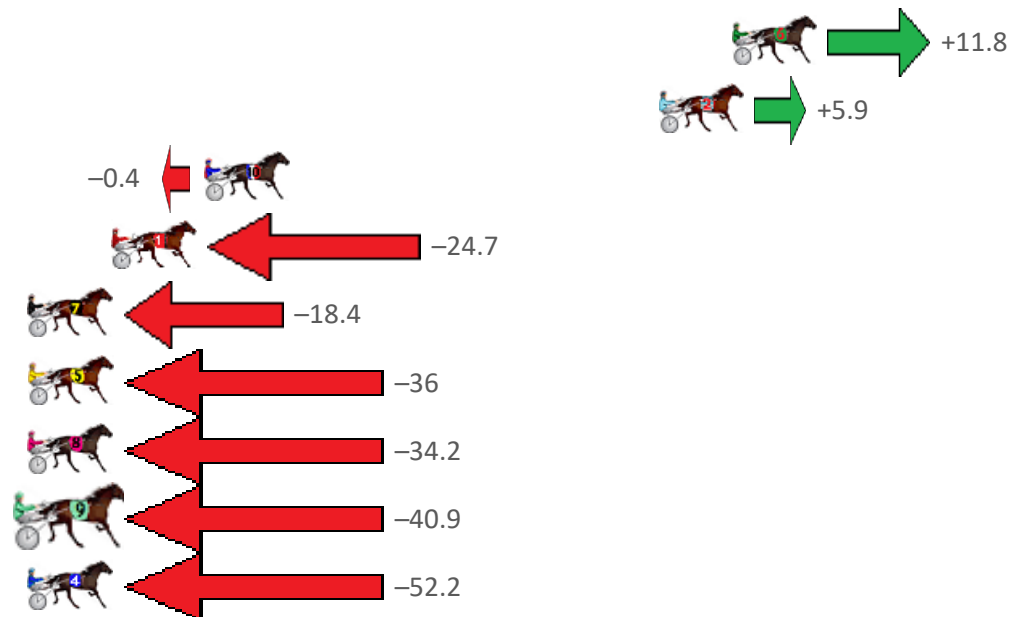
# Albany Race 2 Distance 1832m

Friday, 15 December 2023

Gross Time: 2:18.20 MileRate: 2:01.40 LeadTime: 16.60s First Qtr: 30.80s Second Qtr: 30.40s Third Qtr: 31.60s Fourth Qtr: 28.80s

NoHorse	Plc	Mar	800 Posi	400 Posi	Time	3rd Qtr	4th Qtr
6 YOUR GRACE	1	0.0m	11.8m (1)	10.6m (2)	2:18.20	31.47s	28.04s
2 LUCY HELEN	2	2.9m	8.8m (0)	6.4m (2)	2:18.42	31.41s	28.55s
10 ON GOLDEN ROAD	3	21.0m	20.6m (0)	12.4m (1)	2:19.79	31.01s	29.42s
1 VALENTINATHEBULL	4	24.7m	0.0m (0)	0.0m (0)	2:20.07	31.69s	30.57s
7 BETTORPAYUP	5	34.0m	15.6m (0)	14.2m (0)	2:20.77	31.56s	30.22s
5 BRIGGS ON BOND	6	37.5m	2.4m (1)	4.6m (1)	2:21.03	31.88s	31.16s
8 QUEEN OF STARS	7	38.2m	4.0m (0)	7.2m (0)	2:21.09	31.95s	31.02s
9 DILO SPIRIT	8	57.3m	16.4m (1)	18.4m (2)	2:22.53	31.89s	31.59s
4 ESCAPEFROMREALIT	9	58.8m	6.6m (1)	14.6m (2)	2:22.65	32.35s	31.96s

Finish Position and metres gained from 800m





## PJ Harness Analyser

Sectional Analysis Software – Not just a formguide!

[www.facebook.com/PJHarnessRacing](http://www.facebook.com/PJHarnessRacing)



RISE Digital, Harness Racing Australia nor the provider accepts any responsibility for the completeness or accuracy of any of the information contained herein, and makes no representations about its suitability for any particular purpose. Users should make their own judgements about those matters and/or seek independent advice. You assume all risks associated with use of data provided on this page

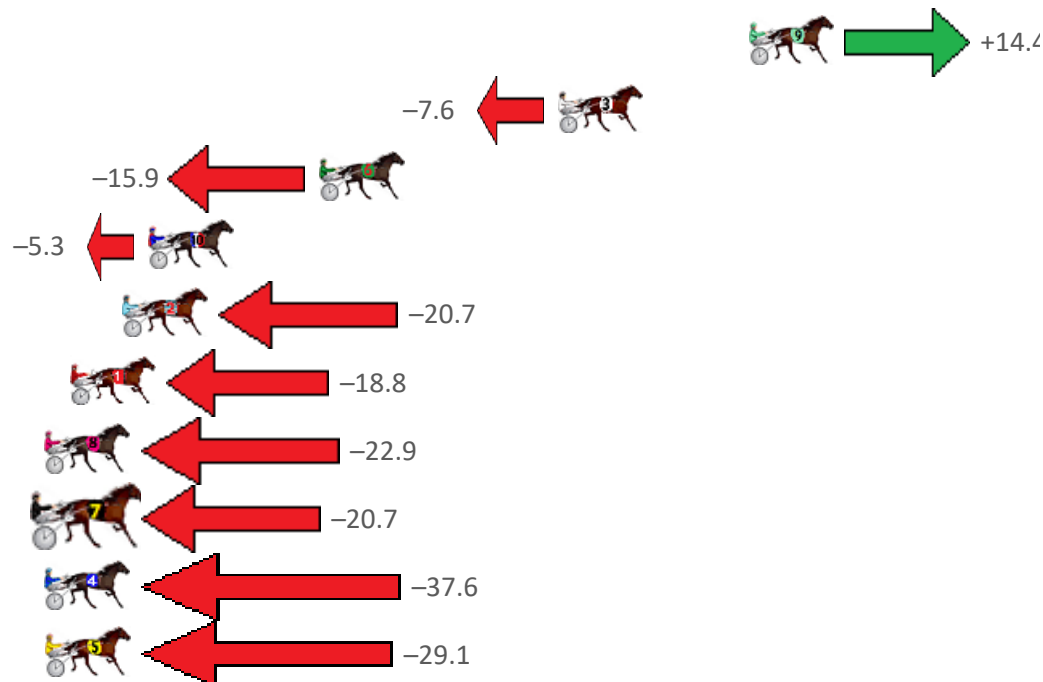
# Albany Race 3 Distance 2265m

Friday, 15 December 2023

Gross Time: 2:51.50 MileRate: 2:01.80 LeadTime: 49.30s First Qtr: 31.90s Second Qtr: 30.90s Third Qtr: 29.60s Fourth Qtr: 29.80s

NoHorse	Plc	Mar	800 Posi	400 Posi	Time	3rd Qtr	4th Qtr
9 DANCE STEPS	1	0.0m	14.4m (1)	1.2m (2)	2:51.50	28.63s	29.71s
3 OUR EAGLE BAY	2	7.6m	0.0m (0)	0.0m (0)	2:52.09	29.60s	30.36s
6 AMERICAN MONARC	3	17.1m	1.2m (1)	3.2m (1)	2:52.84	29.74s	30.83s
10 INFRINGEMENTNOTI	4	23.9m	18.6m (1)	11.4m (2)	2:53.37	29.07s	30.73s
2 SUB MARINER	5	24.9m	4.2m (0)	8.4m (0)	2:53.44	29.91s	31.02s
1 FIRST AIRBORNE	6	27.0m	8.2m (0)	13.0m (0)	2:53.61	29.95s	30.84s
8 HEAVENLY BLISS	7	33.3m	10.4m (1)	16.6m (1)	2:54.10	30.05s	31.04s
7 SPEED FORCE	8	33.3m	12.6m (0)	18.6m (0)	2:54.10	30.04s	30.89s
4 UNEARTHED	9	43.8m	6.2m (1)	12.6m (1)	2:54.92	30.06s	32.11s
5 THE RUNNING CAME	10	45.9m	16.8m (0)	15.4m (2)	2:55.08	29.49s	32.06s

Finish Position and metres gained from 800m



## PJ Harness Analyser

Sectional Analysis Software – Not just a formguide!

[www.facebook.com/PJHarnessRacing](https://www.facebook.com/PJHarnessRacing)



RISE Digital, Harness Racing Australia nor the provider accepts any responsibility for the completeness or accuracy of any of the information contained herein, and makes no representations about its suitability for any particular purpose. Users should make their own judgements about those matters and/or seek independent advice. You assume all risks associated with use of data provided on this page

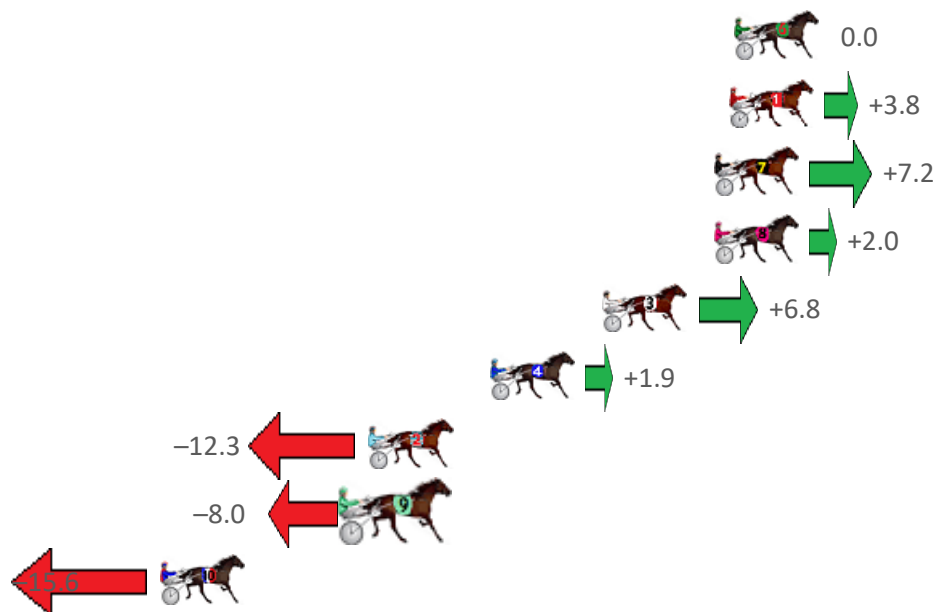
# Albany Race 4 Distance 2265m

Friday, 15 December 2023

Gross Time: 2:51.90 MileRate: 2:02.20 LeadTime: 48.20s First Qtr: 31.90s Second Qtr: 31.60s Third Qtr: 30.00s Fourth Qtr: 30.20s

NoHorse	Plc	Mar	800 Posi	400 Posi	Time	3rd Qtr	4th Qtr
6 BATAVIA BLACKHOLE	1	0.0m	0.0m (0)	0.0m (0)	2:51.90	30.00s	30.20s
1 RUSINOL	2	0.2m	4.0m (0)	4.8m (0)	2:51.92	30.06s	29.85s
7 KEPTAIN COURAGEO	3	0.8m	8.0m (0)	8.8m (0)	2:51.96	30.06s	29.60s
8 DEEP BLUE	4	0.8m	2.8m (2)	0.2m (1)	2:51.96	29.81s	30.25s
3 OUR SURROGATE	5	5.2m	12.0m (0)	13.8m (1)	2:52.31	30.14s	29.55s
4 HIGHLY FLAMMABLE	6	9.7m	11.6m (1)	9.0m (1)	2:52.67	29.81s	30.25s
2 CRACKA TINNY	7	14.5m	2.2m (1)	5.2m (1)	2:53.05	30.22s	30.90s
9 STEP IT UP	8	15.2m	7.2m (1)	5.6m (2)	2:53.10	29.88s	30.92s
10 CROWDED REACTOR	9	22.8m	7.2m (2)	6.6m (3)	2:53.70	29.95s	31.42s

## Finish Position and metres gained from 800m



# PJ Harness Analyser

Sectional Analysis Software – Not just a formguide!

[www.facebook.com/PJHarnessRacing](https://www.facebook.com/PJHarnessRacing)



RISE Digital, Harness Racing Australia nor the provider accepts any responsibility for the completeness or accuracy of any of the information contained herein, and makes no representations about its suitability for any particular purpose. Users should make their own judgements about those matters and/or seek independent advice. You assume all risks associated with use of data provided on this page

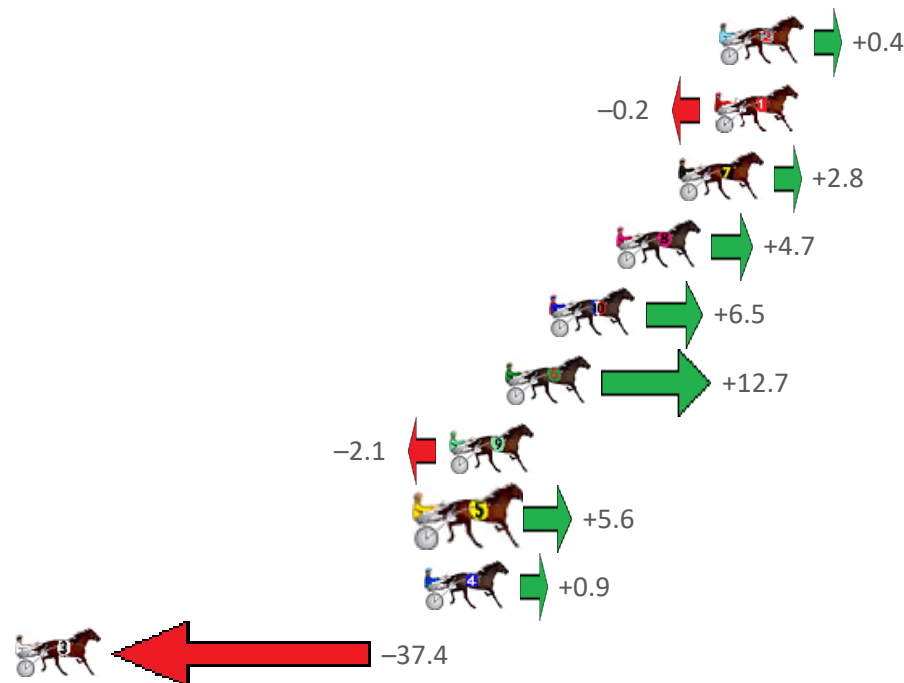
# Albany Race 5 Distance 2265m

Friday, 15 December 2023

Gross Time: 2:56.30 MileRate: 2:05.30 LeadTime: 52.20s First Qtr: 34.00s Second Qtr: 32.20s Third Qtr: 29.80s Fourth Qtr: 28.10s

NoHorse	Plc	Mar	800 Posi	400 Posi	Time	3rd Qtr	4th Qtr
2 HILARIOUS REIGN	1	0.0m	0.4m (1)	0.0m (1)	2:56.30	29.77s	28.10s
1 BRODIE BOY	2	0.2m	0.0m (0)	0.4m (0)	2:56.31	29.83s	28.09s
7 MISS HIGH FASHION	3	1.6m	4.4m (0)	4.0m (1)	2:56.42	29.77s	27.93s
8 ALEXANDRA THEGRE	4	4.1m	8.8m (0)	8.8m (0)	2:56.60	29.79s	27.77s
10 SANFORD HARRY	5	6.7m	13.2m (0)	13.4m (0)	2:56.79	29.80s	27.63s
6 MILITARY STAR	6	8.5m	21.2m (1)	14.6m (1)	2:56.93	29.31s	27.67s
9 GOTA GOOD WARH	7	10.7m	8.6m (1)	3.2m (2)	2:57.09	29.43s	28.62s
5 HUMDINGER	8	11.6m	17.2m (1)	9.6m (1)	2:57.16	29.26s	28.24s
4 SANFORD BART	9	11.7m	12.6m (1)	8.2m (3)	2:57.16	29.49s	28.34s
3 RONALD SCOTT	10	41.8m	4.4m (1)	7.2m (2)	2:59.39	30.07s	30.52s

## Finish Position and metres gained from 800m



# PJ Harness Analyser

Sectional Analysis Software – Not just a formguide!

[www.facebook.com/PJHarnessRacing](http://www.facebook.com/PJHarnessRacing)



RISE Digital, Harness Racing Australia nor the provider accepts any responsibility for the completeness or accuracy of any of the information contained herein, and makes no representations about its suitability for any particular purpose. Users should make their own judgements about those matters and/or seek independent advice. You assume all risks associated with use of data provided on this page

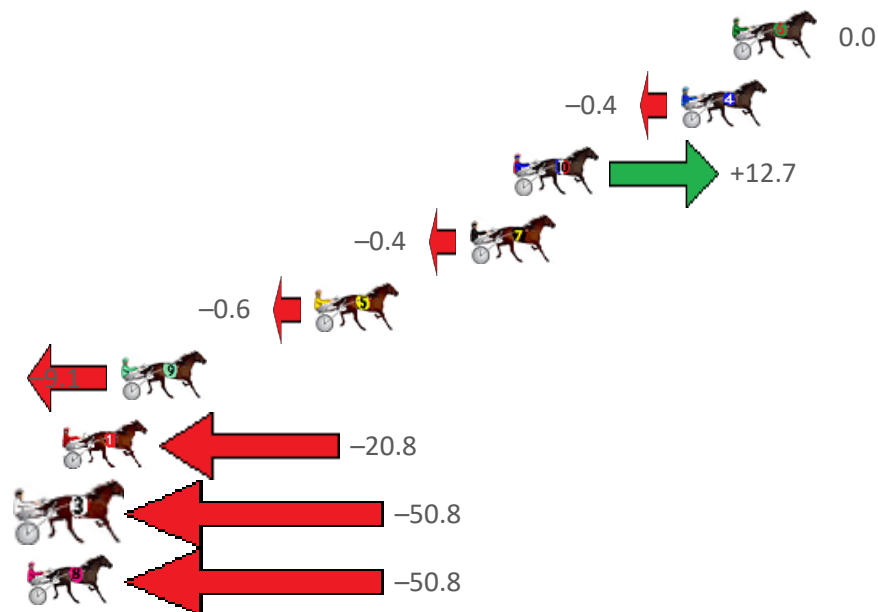
# Albany Race 6 Distance 2690m

Friday, 15 December 2023

Gross Time: 3:23.50 MileRate: 2:01.80 LeadTime: 82.30s First Qtr: 32.80s Second Qtr: 30.00s Third Qtr: 28.70s Fourth Qtr: 29.70s

NoHorse	Plc	Mar	800 Posi	400 Posi	Time	3rd Qtr	4th Qtr
6 TUBBS FARQUHAR	1	0.0m	0.0m (0)	0.0m (0)	3:23.50	28.70s	29.70s
4 JACKPOT JOE	2	2.0m	1.6m (1)	1.6m (1)	3:23.66	28.70s	29.73s
10 FLEUR DU MAQUIS	3	8.7m	21.4m (1)	16.6m (1)	3:24.18	28.36s	29.12s
7 MADDY MADDY	4	10.4m	10.0m (0)	8.8m (1)	3:24.31	28.61s	29.82s
5 THE RIGHTEOUS	5	16.6m	16.0m (1)	22.2m (0)	3:24.79	29.16s	29.29s
9 TRIPLE BRIE	6	24.3m	15.2m (0)	17.6m (0)	3:25.39	28.87s	30.19s
1 CAPTAINS COTE	7	26.6m	5.8m (0)	9.6m (0)	3:25.57	28.95s	30.96s
3 ADDA PARIS	8	58.6m	7.8m (1)	21.2m (1)	3:28.06	29.63s	32.46s
8 TINSELTOWN	9	62.6m	11.8m (1)	29.4m (1)	3:28.37	29.94s	32.15s

Finish Position and metres gained from 800m



**PJ Harness Analyser**  
Sectional Analysis Software – Not just a formguide!

[www.facebook.com/PJHarnessRacing](http://www.facebook.com/PJHarnessRacing)



RISE Digital, Harness Racing Australia nor the provider accepts any responsibility for the completeness or accuracy of any of the information contained herein, and makes no representations about its suitability for any particular purpose. Users should make their own judgements about those matters and/or seek independent advice. You assume all risks associated with use of data provided on this page



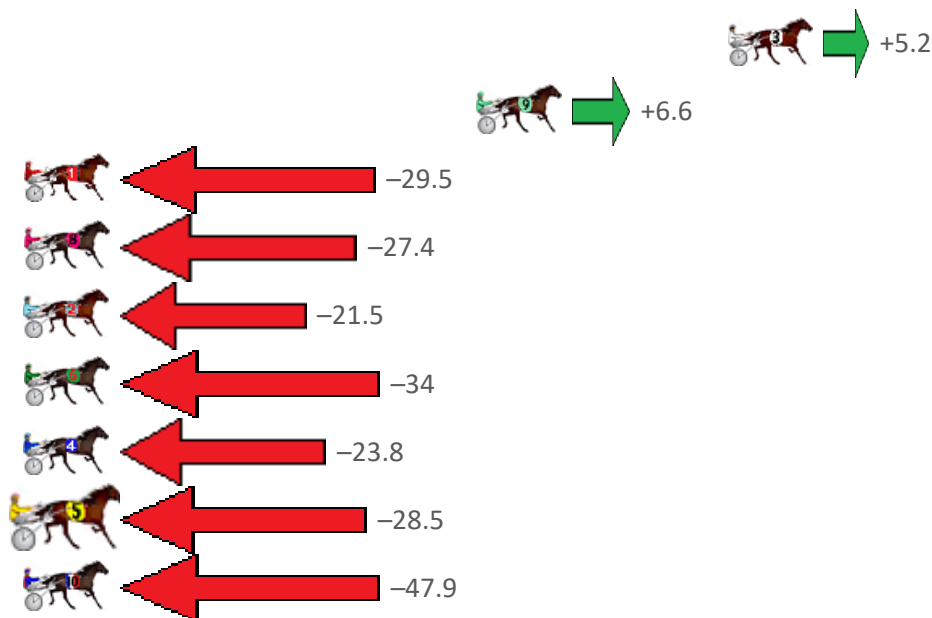
# Albany Race 7 Distance 1832m

Friday, 15 December 2023

Gross Time: 2:16.20 MileRate: 1:59.60 LeadTime: 14.60s First Qtr: 30.10s Second Qtr: 30.40s Third Qtr: 30.30s Fourth Qtr: 30.80s

NoHorse	Plc	Mar	800 Posi	400 Posi	Time	3rd Qtr	4th Qtr
3 BATAVIA STREAMLIN	1	0.0m	5.2m (1)	0.0m (1)	2:16.20	29.91s	30.80s
9 ROCKIN THE TREND	2	10.0m	16.6m (1)	4.2m (2)	2:17.01	29.35s	31.24s
1 CYBER STORM	3	29.5m	0.0m (0)	4.6m (0)	2:18.58	30.63s	32.71s
8 TIGER TOAST	4	31.8m	4.4m (0)	9.2m (1)	2:18.76	30.65s	32.53s
2 OVER ARMED	5	33.9m	12.4m (1)	12.0m (2)	2:18.93	30.26s	32.48s
6 MOVE OVER MISS	6	34.2m	1.0m (1)	4.4m (1)	2:18.96	30.54s	33.08s
4 SPORTS CENTRAL	7	35.0m	11.2m (2)	17.2m (1)	2:19.02	30.74s	32.16s
5 MAJIC BAY	8	37.3m	8.8m (0)	13.8m (0)	2:19.21	30.67s	32.60s
10 JAMANCO	9	65.9m	18.0m (0)	18.8m (0)	2:21.51	30.33s	34.41s

Finish Position and metres gained from 800m



## PJ Harness Analyser

Sectional Analysis Software – Not just a formguide!

[www.facebook.com/PJHarnessRacing](https://www.facebook.com/PJHarnessRacing)



RISE Digital, Harness Racing Australia nor the provider accepts any responsibility for the completeness or accuracy of any of the information contained herein, and makes no representations about its suitability for any particular purpose. Users should make their own judgements about those matters and/or seek independent advice. You assume all risks associated with use of data provided on this page

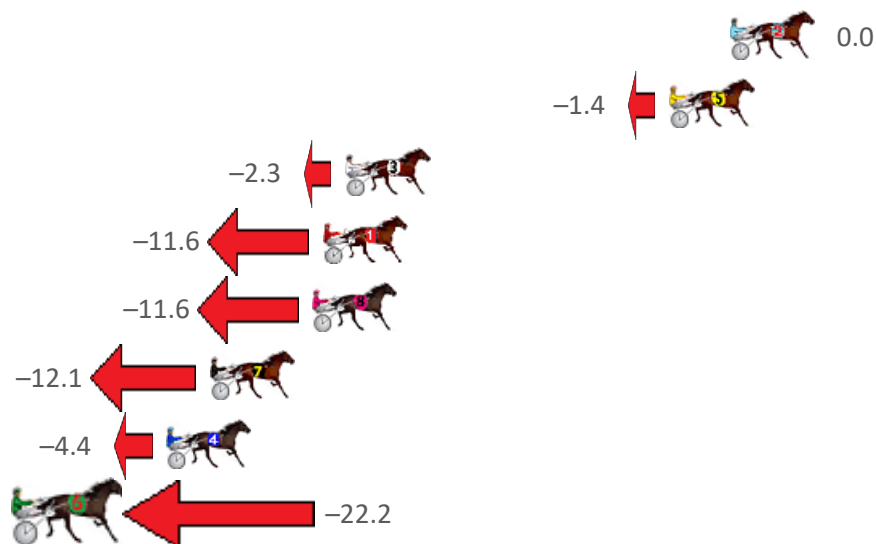
# Albany Race 8 Distance 2265m

Friday, 15 December 2023

Gross Time: 2:59.10 MileRate: 2:07.30 LeadTime: 52.60s First Qtr: 34.70s Second Qtr: 32.30s Third Qtr: 30.70s Fourth Qtr: 28.80s

NoHorse	Plc	Mar	800 Posi	400 Posi	Time	3rd Qtr	4th Qtr
2 THE BEACH MASTER	1	0.0m	0.0m (0)	0.0m (0)	2:59.10	30.70s	28.80s
5 JUST CRUIZIN	2	2.4m	1.0m (1)	0.8m (1)	2:59.28	30.69s	28.91s
3 STAR OF KAOS	3	15.3m	13.0m (0)	14.8m (0)	3:00.26	30.83s	28.84s
1 RUN STELLA RUN	4	16.2m	4.6m (0)	5.6m (0)	3:00.32	30.80s	29.56s
8 THE THIRSTY VET	5	16.6m	5.0m (1)	6.2m (1)	3:00.35	30.81s	29.54s
7 LIZZIE THORPE	6	20.7m	8.6m (0)	9.8m (0)	3:00.66	30.81s	29.58s
4 CAPPY THE FIREY	7	22.4m	18.0m (0)	20.2m (0)	3:00.79	30.87s	28.96s
6 ALTACHAERA	8	32.6m	10.4m (1)	12.2m (1)	3:01.56	30.88s	30.26s

Finish Position and metres gained from 800m



## PJ Harness Analyser

Sectional Analysis Software – Not just a formguide!

[www.facebook.com/PJHarnessRacing](https://www.facebook.com/PJHarnessRacing)



RISE Digital, Harness Racing Australia nor the provider accepts any responsibility for the completeness or accuracy of any of the information contained herein, and makes no representations about its suitability for any particular purpose. Users should make their own judgements about those matters and/or seek independent advice. You assume all risks associated with use of data provided on this page