

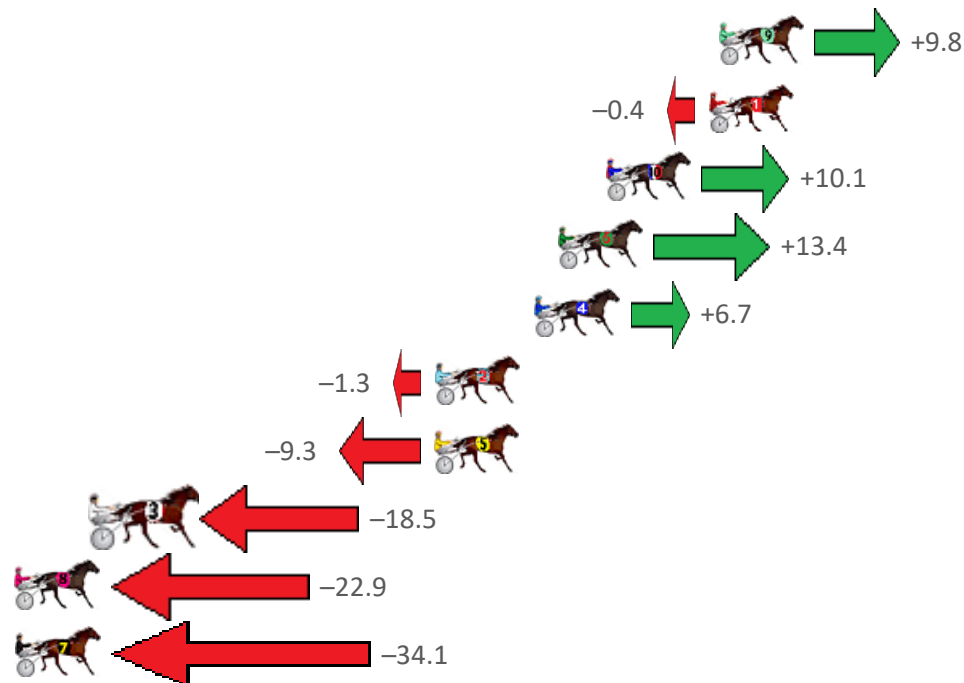
Albany Race 1 Distance 2265m

Friday, 22 December 2023

Gross Time: 2:51.60 MileRate: 2:01.90 LeadTime: 49.20s First Qtr: 32.30s Second Qtr: 30.60s Third Qtr: 29.40s Fourth Qtr: 30.10s

NoHorse	Plc	Mar	800 Posi	400 Posi	Time	3rd Qtr	4th Qtr
9 ALTA MAGUIRE	1	0.0m	9.8m (2)	2.4m (2)	2:51.60	28.85s	29.92s
1 PUSHBUTTON ROCK	2	0.4m	0.0m (0)	0.0m (0)	2:51.63	29.40s	30.13s
10 LIQUIDATOR	3	4.5m	14.6m (2)	7.0m (2)	2:51.95	28.84s	29.91s
6 MY GRAND ANGUS	4	6.4m	19.8m (2)	11.8m (3)	2:52.10	28.81s	29.70s
4 STATE MY CASE	5	7.3m	14.0m (1)	15.0m (1)	2:52.18	29.48s	29.52s
2 SANFORD SHIRLEY	6	11.3m	10.0m (1)	9.8m (1)	2:52.49	29.38s	30.21s
5 FUNKY MUSIC	7	11.3m	2.0m (1)	1.6m (1)	2:52.49	29.36s	30.83s
3 THE WHIZZER	8	24.5m	6.0m (1)	8.0m (0)	2:53.53	29.53s	31.33s
8 LOWLANDS BEACH B	9	31.7m	8.8m (0)	22.0m (1)	2:54.10	30.37s	30.83s
7 FRANKENSTEINSBRID	10	38.5m	4.4m (0)	15.8m (0)	2:54.63	30.22s	31.80s

Finish Position and metres gained from 800m



PJ Harness Analyser
Sectional Analysis Software – Not just a formguide!

www.facebook.com/PJHarnessRacing



RISE Digital, Harness Racing Australia nor the provider accepts any responsibility for the completeness or accuracy of any of the information contained herein, and makes no representations about its suitability for any particular purpose. Users should make their own judgements about those matters and/or seek independent advice. You assume all risks associated with use of data provided on this page

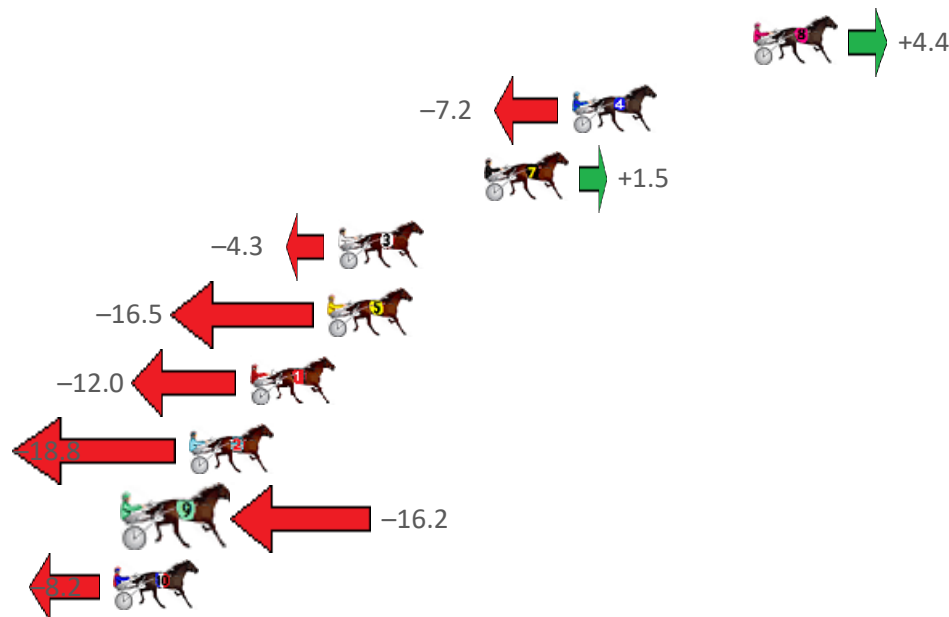
Albany Race 2 Distance 2265m

Friday, 22 December 2023

Gross Time: 2:52.60 MileRate: 2:02.60 LeadTime: 49.30s First Qtr: 32.70s Second Qtr: 31.00s Third Qtr: 30.20s Fourth Qtr: 29.40s

NoHorse	Plc	Mar	800 Posi	400 Posi	Time	3rd Qtr	4th Qtr
8 ELLUCIFER	1	0.0m	4.4m (1)	0.0m (2)	2:52.60	29.87s	29.40s
4 YOUR GRACE	2	7.2m	0.0m (0)	2.6m (0)	2:53.16	30.40s	29.74s
7 IWILL NEVER KNOW	3	10.7m	12.2m (0)	11.4m (1)	2:53.42	30.14s	29.35s
3 CONSTELLATIONJEW	4	16.5m	12.2m (1)	6.0m (2)	2:53.87	29.75s	30.17s
5 TRUNKEY MON STAR	5	16.9m	0.4m (1)	3.6m (1)	2:53.90	30.45s	30.37s
1 LUCY HELEN	6	20.0m	8.0m (0)	14.4m (0)	2:54.14	30.68s	29.81s
2 SUB MARINER	7	22.4m	3.6m (0)	9.8m (0)	2:54.33	30.67s	30.32s
9 INFRINGEMENTNOTI	8	24.6m	8.4m (1)	17.8m (1)	2:54.50	30.90s	29.90s
10 ON GOLDEN ROAD	9	25.4m	17.2m (0)	18.8m (0)	2:54.56	30.33s	29.88s

Finish Position and metres gained from 800m



PJ Harness Analyser

Sectional Analysis Software – Not just a formguide!

www.facebook.com/PJHarnessRacing



RISE Digital, Harness Racing Australia nor the provider accepts any responsibility for the completeness or accuracy of any of the information contained herein, and makes no representations about its suitability for any particular purpose. Users should make their own judgements about those matters and/or seek independent advice. You assume all risks associated with use of data provided on this page

Albany Race 3 Distance 1832m

Friday, 22 December 2023

Gross Time: 2:14.80 MileRate: 1:58.40 LeadTime: 14.70s First Qtr: 31.60s Second Qtr: 30.70s Third Qtr: 29.00s Fourth Qtr: 28.80s

NoHorse	Plc	Mar	800 Posi	400 Posi	Time	3rd Qtr	4th Qtr
5 CHILLIN	1	0.0m	0.0m (0)	0.0m (0)	2:14.80	29.00s	28.80s

Finish Position and metres gained from 800m



2 HEAVENLY BLISS	2	20.7m	4.4m (0)	4.8m (0)	2:16.36	29.03s	29.94s	-16.3	
8 ALTA FREEWAY	3	21.2m	1.4m (1)	3.2m (1)	2:16.40	29.13s	30.09s	-19.3	
6 THE BEACH MASTER	4	23.6m	5.6m (1)	8.4m (1)	2:16.58	29.20s	29.89s	-18.0	
7 GALEOCERDO CUVIE	5	25.5m	10.0m (1)	13.2m (1)	2:16.73	29.23s	29.68s	-15.5	
9 FIRST AIRBORNE	6	27.6m	13.6m (0)	14.8m (0)	2:16.89	29.09s	29.72s	-14.0	
11 MUMMAS LITTLE ST	7	27.9m	17.6m (0)	18.8m (0)	2:16.91	29.09s	29.45s	-10.3	
10 DIAMOND DANCE	8	30.6m	14.6m (1)	17.8m (1)	2:17.11	29.23s	29.72s	-16.0	
1 SUN AND SAND	9	32.9m	8.6m (0)	9.2m (0)	2:17.29	29.05s	30.50s	-24.3	
3 UNEARTHED	10	47.8m	10.4m (2)	19.6m (2)	2:18.41	29.67s	30.82s	-37.4	



PJ Harness Analyser
Sectional Analysis Software – Not just a formguide!

www.facebook.com/PJHarnessRacing



RISE Digital, Harness Racing Australia nor the provider accepts any responsibility for the completeness or accuracy of any of the information contained herein, and makes no representations about its suitability for any particular purpose. Users should make their own judgements about those matters and/or seek independent advice. You assume all risks associated with use of data provided on this page

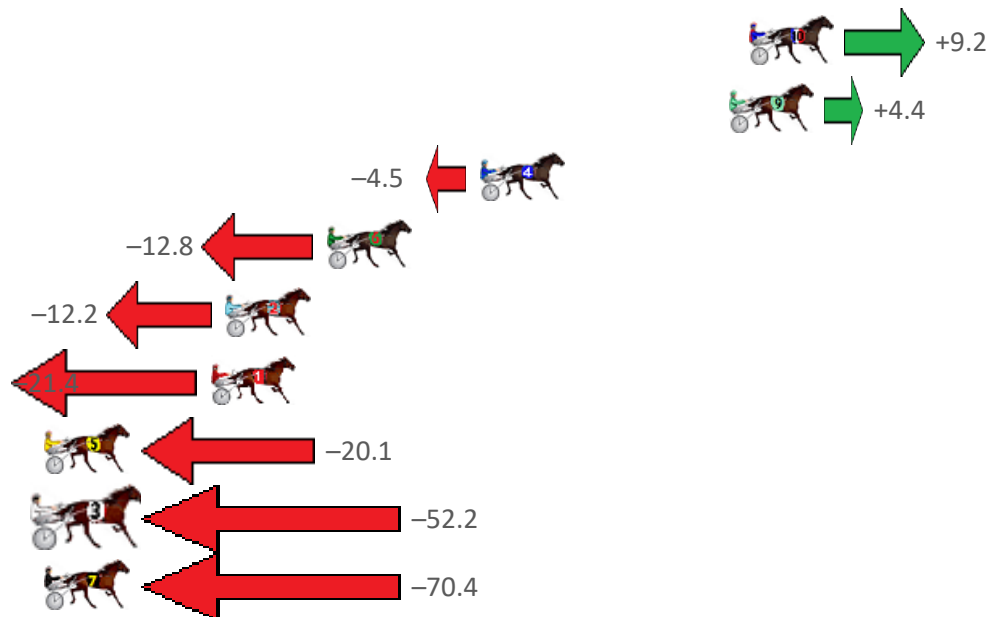
Albany Race 4 Distance 2265m

Friday, 22 December 2023

Gross Time: 2:47.10 MileRate: 1:58.80 LeadTime: 46.70s First Qtr: 31.00s Second Qtr: 29.60s Third Qtr: 29.40s Fourth Qtr: 30.40s

NoHorse	Plc	Mar	800 Posi	400 Posi	Time	3rd Qtr	4th Qtr
10 HILARIOUS REIGN	1	0.0m	9.2m (2)	3.6m (2)	2:47.10	28.99s	30.13s
9 SPORTING GRACE	2	0.8m	5.2m (2)	0.0m (1)	2:47.16	29.01s	30.46s
4 KOOLBARDI NAVAJO	3	10.7m	6.2m (1)	11.4m (1)	2:47.95	29.79s	30.35s
6 ALEXANDRA THEGRE	4	16.8m	4.0m (0)	9.8m (0)	2:48.44	29.82s	30.93s
2 IMMACHULATE	5	20.8m	8.6m (0)	14.6m (0)	2:48.76	29.84s	30.87s
1 BRODIE BOY	6	21.4m	0.0m (0)	4.0m (0)	2:48.80	29.68s	31.72s
5 COLD HARD CASH	7	30.3m	10.2m (1)	14.4m (2)	2:49.51	29.69s	31.60s
3 STAR GLANCE	8	54.4m	2.2m (1)	17.2m (1)	2:51.43	30.47s	33.21s
7 EASTON QUALITY	9	85.8m	15.4m (0)	42.0m (0)	2:53.93	31.32s	33.71s

Finish Position and metres gained from 800m



PJ Harness Analyser

Sectional Analysis Software – Not just a formguide!

www.facebook.com/PJHarnessRacing



RISE Digital, Harness Racing Australia nor the provider accepts any responsibility for the completeness or accuracy of any of the information contained herein, and makes no representations about its suitability for any particular purpose. Users should make their own judgements about those matters and/or seek independent advice. You assume all risks associated with use of data provided on this page

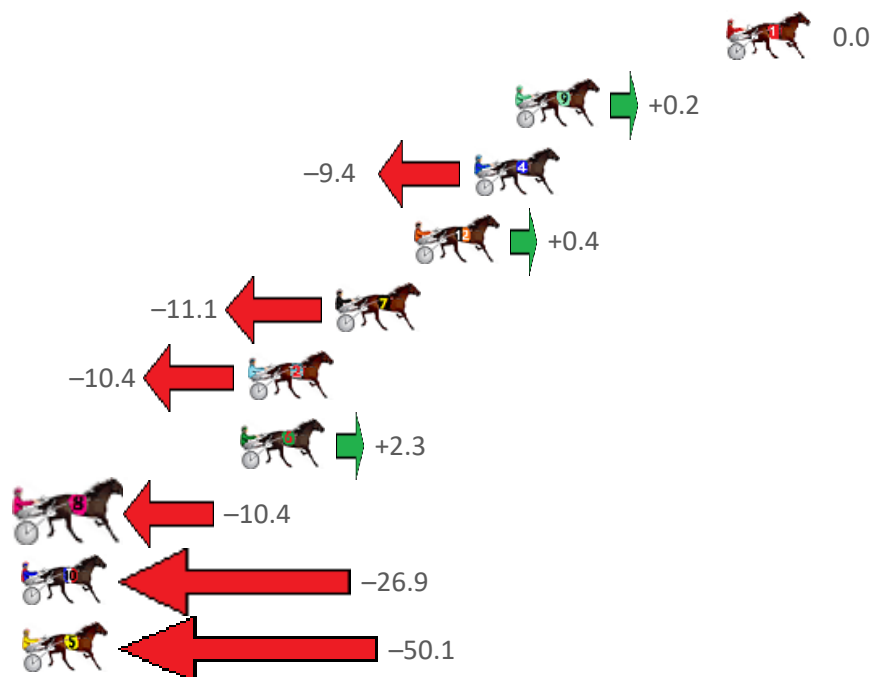
Albany Race 5 Distance 1832m

Friday, 22 December 2023

Gross Time: 2:14.80 MileRate: 1:58.40 LeadTime: 14.80s First Qtr: 30.70s Second Qtr: 29.60s Third Qtr: 29.90s Fourth Qtr: 29.80s

NoHorse	Plc	Mar	800 Posi	400 Posi	Time	3rd Qtr	4th Qtr
1 THE RIGHTEOUS	1	0.0m	0.0m (0)	0.2m (0)	2:14.80	29.91s	29.79s
9 OUR SURROGATE	2	8.4m	8.6m (0)	12.6m (0)	2:15.46	30.20s	29.49s
4 HIGHLY FLAMMABLE	3	10.0m	0.6m (1)	0.0m (1)	2:15.58	29.86s	30.54s
12 BATAVIA STREAMLIN	4	12.4m	12.8m (1)	5.6m (2)	2:15.77	29.37s	30.30s
7 BATAVIA STORM	5	15.5m	4.4m (0)	8.4m (0)	2:16.01	30.20s	30.33s
2 SANFORD HARRY	6	19.0m	8.6m (1)	1.2m (2)	2:16.28	29.35s	31.12s
6 CRACKA TINNY	7	19.3m	21.6m (1)	16.4m (2)	2:16.31	29.51s	30.01s
8 DEEP BLUE	8	27.8m	17.4m (1)	11.2m (2)	2:16.97	29.44s	31.03s
10 CROWDED REACTOR	9	49.3m	22.4m (2)	13.6m (3)	2:18.65	29.25s	32.44s
5 STEP IT UP	10	54.7m	4.6m (1)	12.4m (1)	2:19.07	30.48s	32.93s

Finish Position and metres gained from 800m



PJ Harness Analyser
Sectional Analysis Software – Not just a formguide!

www.facebook.com/PJHarnessRacing



RISE Digital, Harness Racing Australia nor the provider accepts any responsibility for the completeness or accuracy of any of the information contained herein, and makes no representations about its suitability for any particular purpose. Users should make their own judgements about those matters and/or seek independent advice. You assume all risks associated with use of data provided on this page

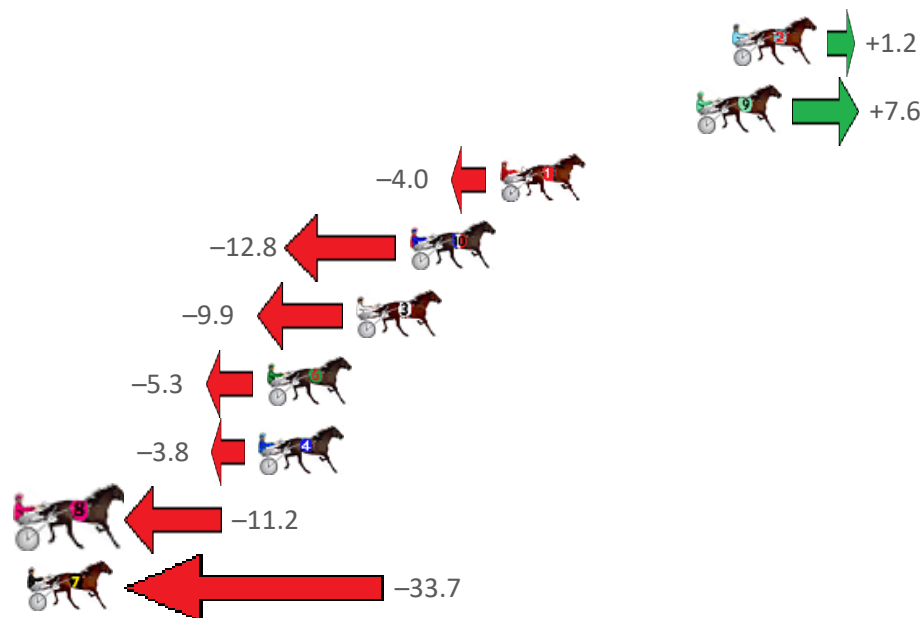
Albany Race 6 Distance 2265m

Friday, 22 December 2023

Gross Time: 2:49.90 MileRate: 2:00.70 LeadTime: 49.90s First Qtr: 31.90s Second Qtr: 30.20s Third Qtr: 29.10s Fourth Qtr: 28.80s

NoHorse	Plc	Mar	800 Posi	400 Posi	Time	3rd Qtr	4th Qtr
2 JACKPOT JOE	1	0.0m	1.2m (0)	0.0m (0)	2:49.90	29.01s	28.80s
9 IM THEMIGHTYLUCY	2	1.4m	9.0m (1)	3.8m (2)	2:50.01	28.72s	28.63s
1 ROCKANDROLLARTIS	3	9.2m	5.2m (0)	4.2m (0)	2:50.60	29.03s	29.16s
10 GOLD HORSESHOE	4	12.8m	0.0m (1)	0.6m (1)	2:50.87	29.15s	29.67s
3 REBLINE	5	14.9m	5.0m (1)	6.6m (1)	2:51.03	29.22s	29.39s
6 LIL HAPPY FELLA	6	18.5m	13.2m (1)	10.8m (2)	2:51.30	28.93s	29.35s
4 KOLISI	7	18.8m	15.0m (0)	12.4m (1)	2:51.32	28.92s	29.26s
8 ALTA HURRAH	8	29.4m	18.2m (1)	18.6m (1)	2:52.12	29.13s	29.57s
7 TINSELTOWN	9	44.1m	10.4m (0)	13.8m (0)	2:53.23	29.36s	30.97s

Finish Position and metres gained from 800m





PJ Harness Analyser

Sectional Analysis Software – Not just a formguide!

www.facebook.com/PJHarnessRacing



RISE Digital, Harness Racing Australia nor the provider accepts any responsibility for the completeness or accuracy of any of the information contained herein, and makes no representations about its suitability for any particular purpose. Users should make their own judgements about those matters and/or seek independent advice. You assume all risks associated with use of data provided on this page

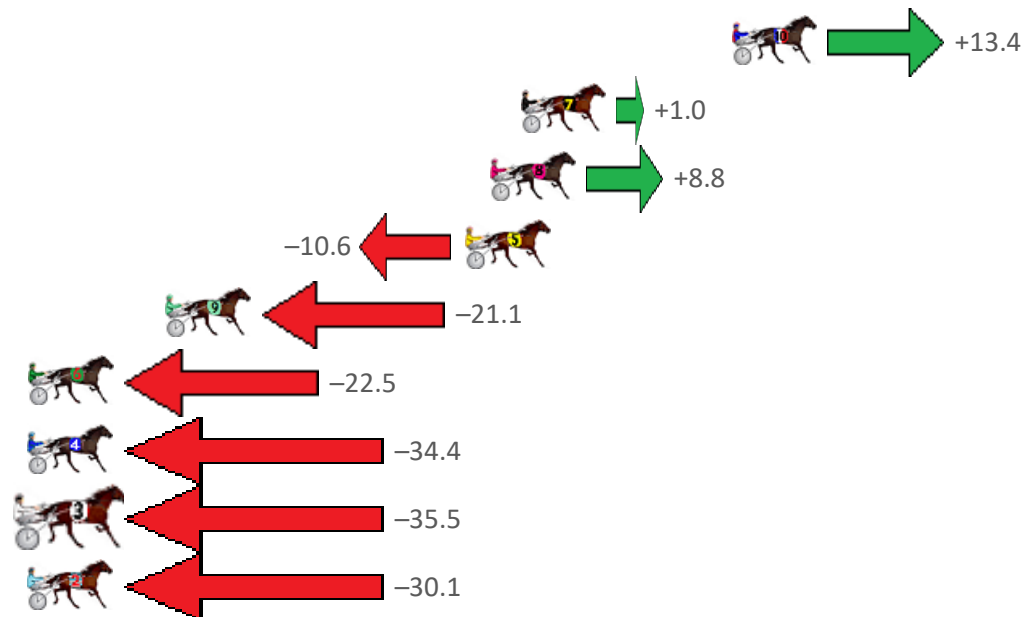
Albany Race 7 Distance 2247m

Friday, 22 December 2023

Gross Time: 2:54.90 MileRate: 2:03.60 LeadTime: 53.80s First Qtr: 30.60s Second Qtr: 30.80s Third Qtr: 29.50s Fourth Qtr: 30.20s

NoHorse	Plc	Mar	800 Posi	400 Posi	Time	3rd Qtr	4th Qtr
10 NAVY STREET	1	0.0m	13.4m (1)	4.4m (2)	2:54.90	28.84s	29.87s
7 MILITARY STAR	2	8.4m	9.4m (1)	0.0m (2)	2:55.56	28.80s	30.83s
8 RUSINOL	3	9.6m	18.4m (0)	13.0m (2)	2:55.66	29.10s	29.94s
5 I SEE FIRE	4	10.6m	0.0m (0)	1.6m (0)	2:55.74	29.61s	30.88s
9 FIREFLY	5	22.5m	1.4m (1)	2.6m (1)	2:56.68	29.57s	31.69s
6 HALF KIDDING	6	31.7m	9.2m (0)	15.8m (1)	2:57.41	29.98s	31.39s
4 TRUNKEY FETCH	7	39.8m	5.4m (1)	11.2m (1)	2:58.05	29.91s	32.35s
3 CANDILLO	8	40.3m	4.8m (0)	12.4m (0)	2:58.09	30.04s	32.29s
2 ABBEE BEE	9	44.1m	14.0m (0)	21.4m (1)	2:58.39	30.03s	31.90s

Finish Position and metres gained from 800m



PJ Harness Analyser

Sectional Analysis Software – Not just a formguide!

www.facebook.com/PJHarnessRacing



RISE Digital, Harness Racing Australia nor the provider accepts any responsibility for the completeness or accuracy of any of the information contained herein, and makes no representations about its suitability for any particular purpose. Users should make their own judgements about those matters and/or seek independent advice. You assume all risks associated with use of data provided on this page

Albany Race 8 Distance 2265m















Friday, 22 December 2023

Gross Time: 2:50.50 MileRate: 2:01.10 LeadTime: 49.00s First Qtr: 31.40s Second Qtr: 31.00s Third Qtr: 29.20s Fourth Qtr: 29.90s

NoHorse	Plc	Mar	800 Posi	400 Posi	Time	3rd Qtr	4th Qtr
1 GOTA GOOD WARH	1	0.0m	0.0m (0)	0.0m (0)	2:50.50	29.20s	29.90s

Finish Position and metres gained from 800m



2 SPORTS CENTRAL	2	29.7m	11.0m (1)	15.8m (1)	2:52.83	29.54s	30.93s			-18.7
8 MAJIC BAY	3	38.1m	14.6m (0)	24.8m (1)	2:53.48	29.94s	30.89s			-23.5
4 MOVE OVER MISS	4	38.5m	3.0m (1)	5.8m (0)	2:53.52	29.38s	32.33s			-36
6 GRAPELLIES BOY	5	40.2m	15.0m (1)	20.0m (1)	2:53.65	29.55s	31.40s			-25.2
9 SPEED FORCE	6	54.3m	11.6m (2)	18.4m (3)	2:54.75	29.67s	32.57s			-43
3 CYBER STORM	7	61.3m	5.2m (0)	14.6m (0)	2:55.30	29.85s	33.37s			-56.1
7 OVER ARMED	8	63.3m	10.4m (0)	21.6m (0)	2:55.46	29.99s	33.00s			-52.9
5 SAVE THIS DANCE	9	83.0m	6.2m (2)	19.4m (2)	2:57.00	30.11s	34.63s			-76.8
10 JAMANCO	10	88.2m	18.8m (0)	45.0m (0)	2:57.41	31.09s	33.11s			-69.4



PJ Harness Analyser
Sectional Analysis Software – Not just a formguide!

www.facebook.com/PJHarnessRacing



RISE Digital, Harness Racing Australia nor the provider accepts any responsibility for the completeness or accuracy of any of the information contained herein, and makes no representations about its suitability for any particular purpose. Users should make their own judgements about those matters and/or seek independent advice. You assume all risks associated with use of data provided on this page

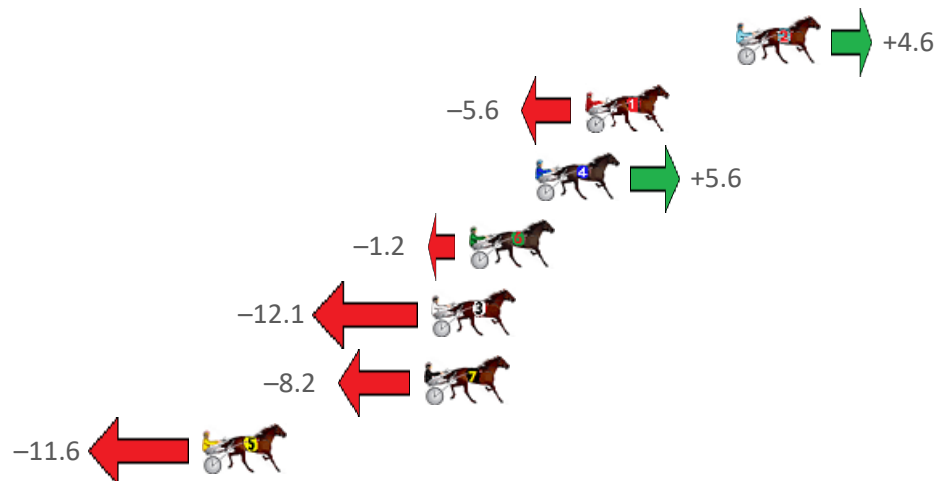
Albany Race 9 Distance 2265m

Friday, 22 December 2023

Gross Time: 2:56.20 MileRate: 2:05.20 LeadTime: 50.00s First Qtr: 33.40s Second Qtr: 31.00s Third Qtr: 30.40s Fourth Qtr: 31.40s

NoHorse	Plc	Mar	800 Posi	400 Posi	Time	3rd Qtr	4th Qtr
2 STAR OF KAOS	1	0.0m	4.6m (0)	4.0m (0)	2:56.20	30.36s	31.09s
1 JUST A PET	2	6.0m	0.4m (0)	0.0m (0)	2:56.69	30.36s	31.87s
4 LIZZIE THORPE	3	8.0m	13.6m (0)	13.6m (0)	2:56.86	30.41s	30.96s
6 STORMBREAKER	4	10.6m	9.4m (0)	9.6m (0)	2:57.07	30.41s	31.48s
3 JUST CRUIZIN	5	12.1m	0.0m (1)	0.4m (1)	2:57.19	30.42s	32.31s
7 CAPPY THE FIREY	6	12.4m	4.2m (1)	5.0m (1)	2:57.22	30.45s	31.98s
5 ALTACHAERA	7	21.2m	9.6m (1)	10.2m (1)	2:57.94	30.43s	32.26s

Finish Position and metres gained from 800m







Harness Analyser

Sectional Analysis Software – Not just a formguide!

www.facebook.com/PJHarnessRacing



RISE Digital, Harness Racing Australia nor the provider accepts any responsibility for the completeness or accuracy of any of the information contained herein, and makes no representations about its suitability for any particular purpose. Users should make their own judgements about those matters and/or seek independent advice. You assume all risks associated with use of data provided on this page