

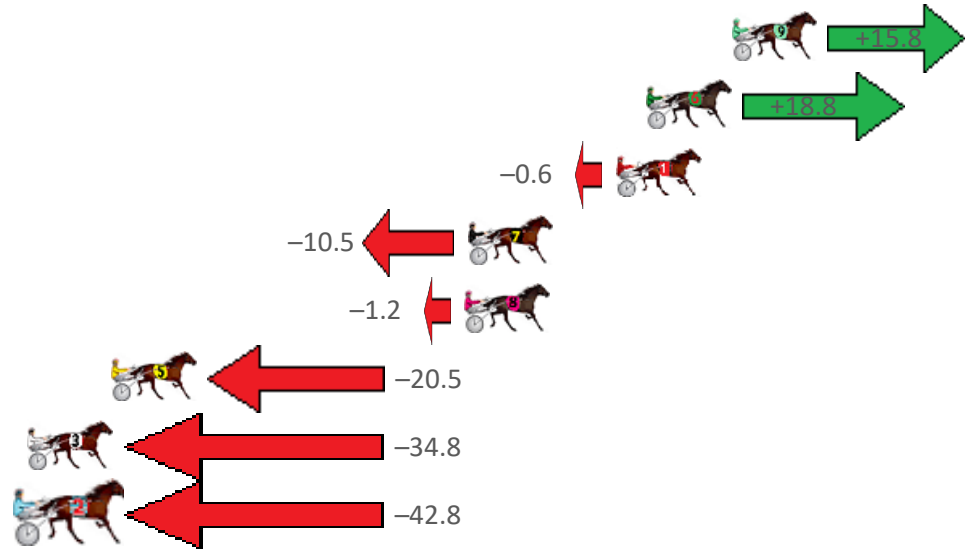
Bunbury Race 1 Distance 1609m

Friday, 8 December 2023

Gross Time: 1:59.10 MileRate: 1:59.10 LeadTime: 0.00s First Qtr: 29.10s Second Qtr: 30.20s Third Qtr: 30.00s Fourth Qtr: 29.80s

NoHorse	Plc	Mar	800 Posi	400 Posi	Time	3rd Qtr	4th Qtr
9 SANFORD ASH	1	0.0m	15.8m (1)	3.2m (2)	1:59.10	29.06s	29.56s
6 SONGSTER	2	3.4m	22.2m (0)	12.2m (1)	1:59.37	29.25s	29.15s
1 THE THIRSTY VET	3	4.6m	4.0m (0)	4.2m (0)	1:59.46	30.01s	29.83s
7 PANDORAS ART	4	10.5m	0.0m (0)	0.0m (0)	1:59.92	30.00s	30.58s
8 STAR OF KAOS	5	10.6m	9.4m (0)	8.4m (0)	1:59.93	29.93s	29.96s
5 JUST A HAPPY MAN	6	24.7m	4.2m (1)	4.4m (1)	2:01.03	30.02s	31.30s
3 CAPPY THE FIREY	7	45.6m	10.8m (1)	12.2m (2)	2:02.66	30.11s	32.27s
2 RUN STELLA RUN	8	56.6m	13.8m (0)	15.8m (0)	2:03.52	30.16s	32.82s

Finish Position and metres gained from 800m





PJ Harness Analyser

Sectional Analysis Software - Not just a formguide!

www.facebook.com/PJHarnessRacing



RISE Digital, Harness Racing Australia nor the provider accepts any responsibility for the completeness or accuracy of any of the information contained herein, and makes no representations about its suitability for any particular purpose. Users should make their own judgements about those matters and/or seek independent advice. You assume all risks associated with use of data provided on this page

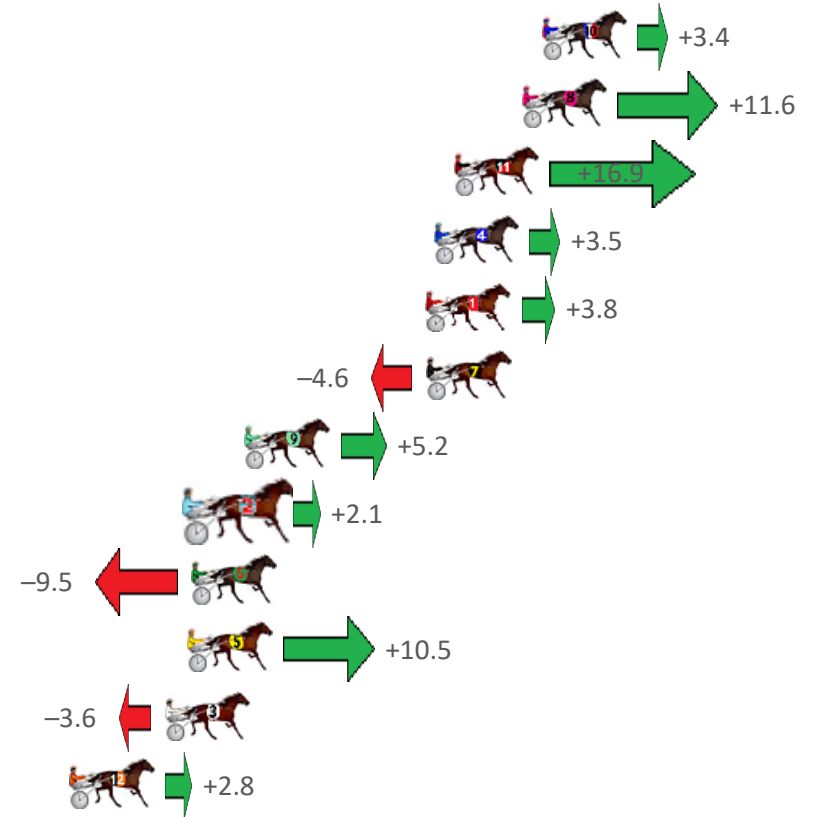
Bunbury Race 2 Distance 2100m

Friday, 8 December 2023

Gross Time: 2:36.60 MileRate: 2:00.00 LeadTime: 36.00s First Qtr: 31.50s Second Qtr: 29.10s Third Qtr: 30.50s Fourth Qtr: 29.50s

NoHorse	Plc	Mar	800 Posi	400 Posi	Time	3rd Qtr	4th Qtr
10 BRODIE BOY	1	0.0m	3.4m (1)	3.0m (1)	2:36.60	30.47s	29.28s
8 ELLUCIFER	2	0.8m	12.4m (0)	12.6m (0)	2:36.66	30.50s	28.63s
11 WANDERING GIRL	3	3.5m	20.4m (1)	11.2m (4)	2:36.87	29.80s	28.94s
4 SKIPPIN CLASS	4	4.3m	7.8m (1)	6.4m (2)	2:36.93	30.39s	29.35s
1 REG LAWSON	5	4.6m	8.4m (0)	8.0m (0)	2:36.96	30.47s	29.25s
7 AMERICAN MONARC	5	4.6m	0.0m (0)	0.0m (0)	2:36.96	30.51s	29.84s
9 FEELING EMPATHY	7	11.8m	17.0m (0)	16.6m (0)	2:37.51	30.46s	29.15s
2 HUGHEY	8	13.7m	15.8m (1)	13.2m (1)	2:37.66	30.31s	29.54s
6 ARMA WARRIOR	9	13.9m	4.4m (0)	4.0m (0)	2:37.68	30.48s	30.23s
5 VEEFORVICTORY	10	14.1m	24.6m (1)	16.8m (2)	2:37.69	29.91s	29.30s
3 IMPERIUM	11	15.0m	11.4m (1)	10.0m (3)	2:37.76	30.40s	29.87s
12 TRUNKEY MON STAR	12	18.8m	21.6m (0)	18.6m (1)	2:38.05	30.28s	29.51s

Finish Position and metres gained from 800m





PJ Harness Analyser

Sectional Analysis Software - Not just a formguide!

www.facebook.com/PJHarnessRacing



RISE Digital, Harness Racing Australia nor the provider accepts any responsibility for the completeness or accuracy of any of the information contained herein, and makes no representations about its suitability for any particular purpose. Users should make their own judgements about those matters and/or seek independent advice. You assume all risks associated with use of data provided on this page

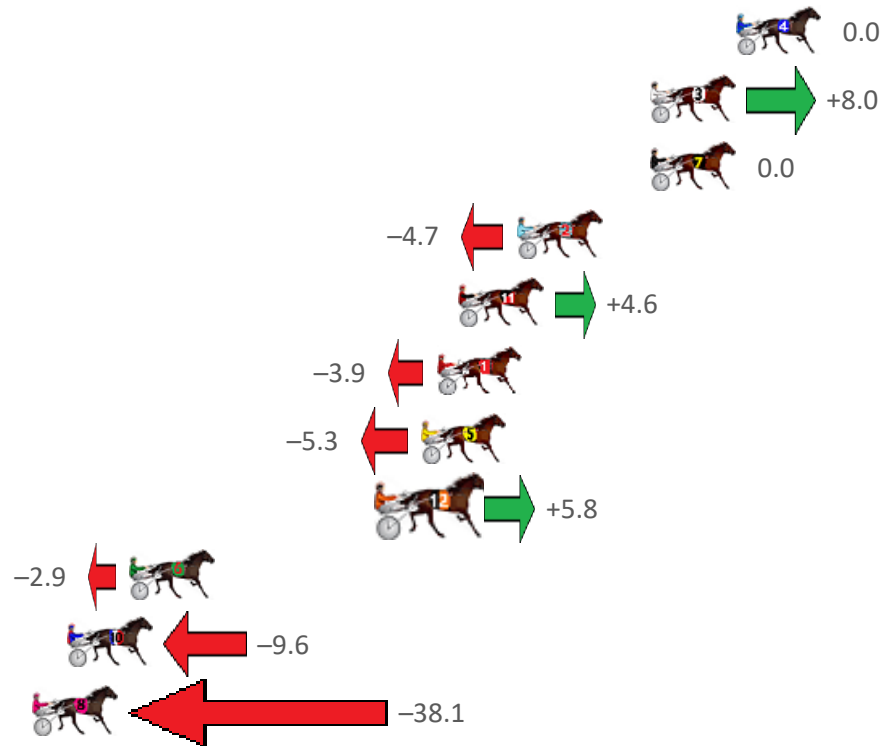
Bunbury Race 3 Distance 2100m

Friday, 8 December 2023

Gross Time: 2:37.10 MileRate: 2:00.40 LeadTime: 29.30s First Qtr: 39.10s Second Qtr: 29.40s Third Qtr: 29.40s Fourth Qtr: 29.90s

NoHorse	Plc	Mar	800 Posi	400 Posi	Time	3rd Qtr	4th Qtr
4 SMOKEYS SHADOW	1	0.0m	0.0m (0)	0.0m (0)	2:37.10	29.40s	29.90s
3 CHICA VALIENTE	2	3.4m	11.4m (1)	9.8m (2)	2:37.37	29.29s	29.42s
7 FLAMING CULLEN	3	3.4m	3.4m (1)	2.0m (1)	2:37.37	29.30s	30.00s
2 SEEKNYOUSHALLFIN	4	8.7m	4.0m (0)	4.0m (0)	2:37.78	29.40s	30.25s
11 BATAVIA BLACKHOLE	5	11.0m	15.6m (1)	14.0m (2)	2:37.96	29.28s	29.68s
1 BABYSGOTBLUEEYES	6	11.9m	8.0m (0)	8.0m (0)	2:38.03	29.40s	30.19s
5 LIGHTFOOT LEIGH	7	12.5m	7.2m (1)	5.6m (2)	2:38.08	29.28s	30.41s
12 BRAVO CHRISTIANO	8	13.8m	19.6m (1)	15.6m (0)	2:38.18	29.11s	29.77s
6 LILLY LAGUNA	9	24.1m	21.2m (0)	24.6m (1)	2:38.99	29.65s	29.86s
10 ASHIMA	10	26.6m	17.0m (0)	22.2m (0)	2:39.18	29.78s	30.23s
8 ROCKIN JETSTAR	11	50.3m	12.2m (0)	12.4m (1)	2:41.04	29.39s	32.72s

Finish Position and metres gained from 800m





PJ Harness Analyser

Sectional Analysis Software - Not just a formguide!

www.facebook.com/PJHarnessRacing



RISE Digital, Harness Racing Australia nor the provider accepts any responsibility for the completeness or accuracy of any of the information contained herein, and makes no representations about its suitability for any particular purpose. Users should make their own judgements about those matters and/or seek independent advice. You assume all risks associated with use of data provided on this page

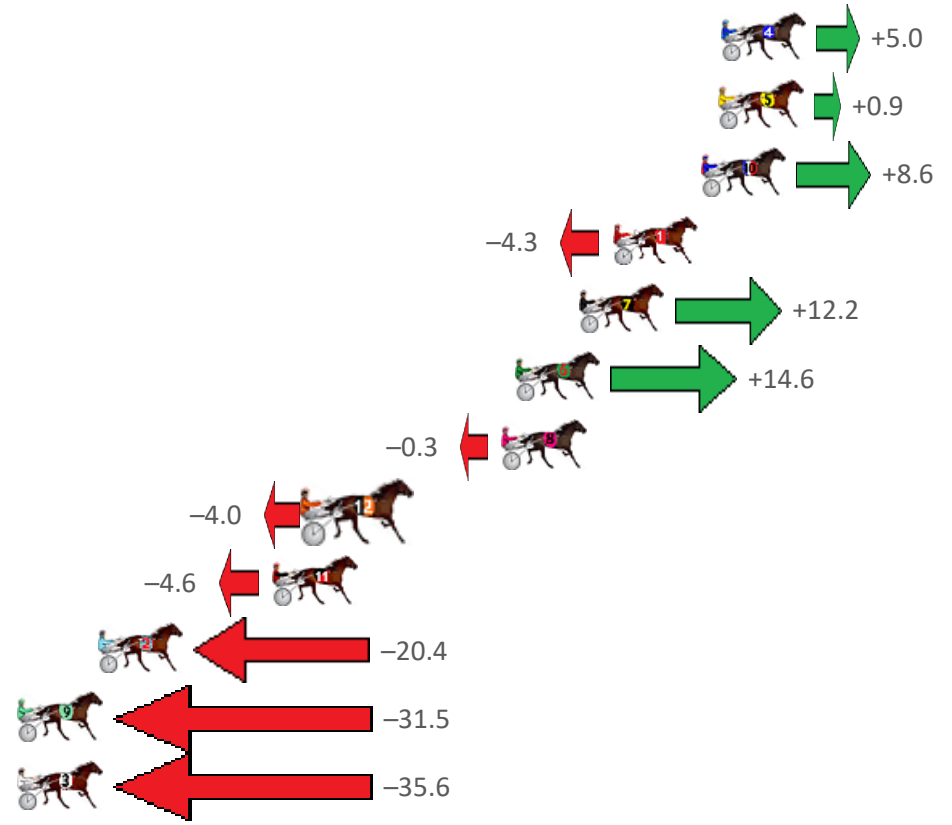
Bunbury Race 4 Distance 1609m

Friday, 8 December 2023

Gross Time: 1:57.20 MileRate: 1:57.20 LeadTime: 0.00s First Qtr: 29.10s Second Qtr: 29.40s Third Qtr: 28.70s Fourth Qtr: 29.90s

NoHorse	Plc	Mar	800 Posi	400 Posi	Time	3rd Qtr	4th Qtr
4 CRY HAVOC	1	0.0m	5.0m (1)	5.2m (1)	1:57.20	28.72s	29.51s
5 ELSAMAY	2	0.1m	1.0m (1)	0.8m (1)	1:57.21	28.69s	29.85s
10 ULTIMATE ROCKER	3	0.8m	9.4m (1)	9.4m (2)	1:57.26	28.71s	29.26s
1 RICHIE REACTOR	4	4.3m	0.0m (0)	0.0m (0)	1:57.54	28.69s	30.22s
7 SECRET REACTION	5	5.6m	17.8m (0)	21.2m (1)	1:57.64	28.97s	28.74s
6 DISCO DYNAMO	6	8.2m	22.8m (1)	17.4m (1)	1:57.84	28.32s	29.22s
8 IM THE BEST	7	8.7m	8.4m (0)	10.8m (0)	1:57.88	28.88s	29.74s
12 MAGIC EYE MICK	8	16.2m	12.2m (2)	5.6m (2)	1:58.47	28.20s	30.69s
11 THEYCALL ME STOO	9	17.8m	13.2m (1)	13.2m (1)	1:58.59	28.69s	30.24s
2 STAPLETON	10	24.8m	4.4m (0)	7.0m (0)	1:59.14	28.86s	31.22s
9 SHES A LUCKY PENN	11	44.3m	12.8m (0)	17.4m (0)	2:00.67	28.99s	31.90s
3 HI TOMMY	12	85.6m	50.0m (0)	70.0m (0)	2:03.91	30.13s	31.06s

Finish Position and metres gained from 800m



PJ Harness Analyser

Sectional Analysis Software - Not just a formguide!

www.facebook.com/PJHarnessRacing

RISE Digital, Harness Racing Australia nor the provider accepts any responsibility for the completeness or accuracy of any of the information contained herein, and makes no representations about its suitability for any particular purpose. Users should make their own judgements about those matters and/or seek independent advice. You assume all risks associated with use of data provided on this page

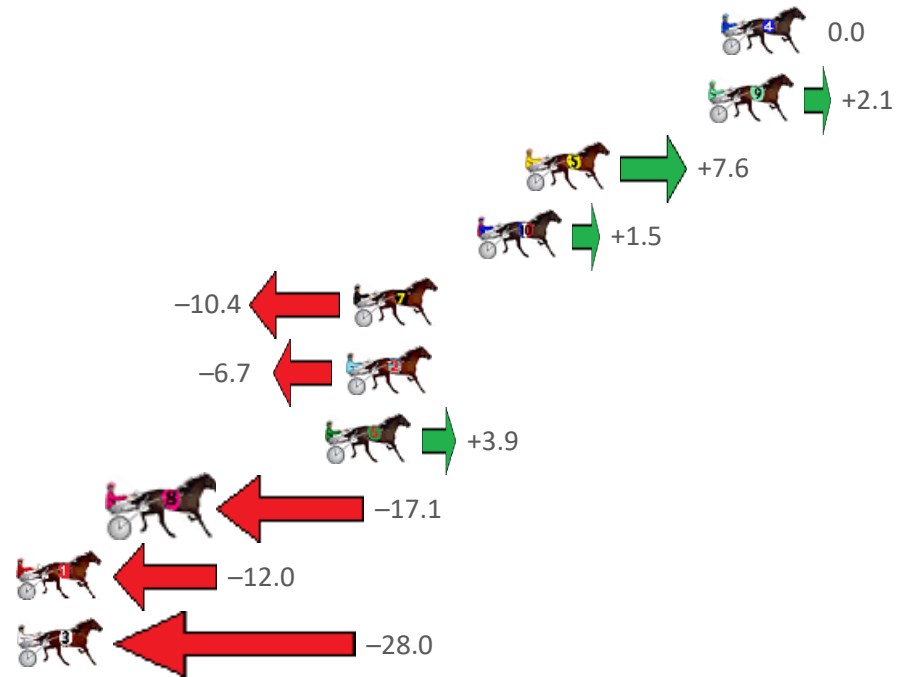
Bunbury Race 5 Distance 2100m

Friday, 8 December 2023

Gross Time: 2:39.90 MileRate: 2:02.50 LeadTime: 37.40s First Qtr: 33.40s Second Qtr: 30.10s Third Qtr: 30.00s Fourth Qtr: 29.00s

NoHorse	Plc	Mar	800 Posi	400 Posi	Time	3rd Qtr	4th Qtr
4 BEERSHEBAS SHADO	1	0.0m	0.0m (0)	0.0m (0)	2:39.90	30.00s	29.00s
9 DUNAMIS	2	0.5m	2.6m (1)	0.4m (1)	2:39.94	29.84s	29.01s
5 PACIFIC EAGLE	3	7.8m	15.4m (1)	6.0m (2)	2:40.49	29.31s	29.13s
10 LUHRSY	4	9.7m	11.2m (1)	9.6m (1)	2:40.64	29.88s	29.01s
7 THE RUNNING CAME	5	14.6m	4.2m (0)	4.2m (0)	2:41.01	30.01s	29.75s
2 EXTINCTION	6	14.9m	8.2m (0)	8.2m (0)	2:41.03	30.01s	29.48s
6 IMMACHULATE	7	15.7m	19.6m (1)	13.6m (1)	2:41.09	29.56s	29.15s
8 OCTAVIA	8	23.9m	6.8m (1)	5.2m (1)	2:41.72	29.91s	30.35s
1 DUSTYROADS	9	28.6m	16.6m (0)	17.6m (1)	2:42.08	30.09s	29.79s
3 HEEZ TRUE BLUE	10	40.4m	12.4m (0)	13.8m (0)	2:42.97	30.14s	30.92s

Finish Position and metres gained from 800m





PJ Harness Analyser

Sectional Analysis Software - Not just a formguide!

www.facebook.com/PJHarnessRacing



RISE Digital, Harness Racing Australia nor the provider accepts any responsibility for the completeness or accuracy of any of the information contained herein, and makes no representations about its suitability for any particular purpose. Users should make their own judgements about those matters and/or seek independent advice. You assume all risks associated with use of data provided on this page


Bunbury Race 6 Distance 2100m

Friday, 8 December 2023

Gross Time: 2:32.60 MileRate: 1:56.90 LeadTime: 33.70s First Qtr: 30.00s Second Qtr: 29.50s Third Qtr: 30.10s Fourth Qtr: 29.30s

NoHorse	Plc	Mar	800 Posi	400 Posi	Time	3rd Qtr	4th Qtr
11 SOVRANA	1	0.0m	29.4m (1)	0.0m (1)	2:32.60	27.93s	29.30s
10 FRANCO WESTERN	2	24.5m	25.2m (2)	3.4m (0)	2:34.48	28.51s	30.84s
7 ANOTHERBIGMAN	3	32.7m	25.6m (0)	19.0m (1)	2:35.11	29.63s	30.30s
8 RELIM	4	32.9m	18.4m (1)	11.6m (0)	2:35.13	29.62s	30.85s
5 ROCKIN THE TREND	5	45.2m	22.0m (0)	32.4m (1)	2:36.07	30.88s	30.23s
2 ADDA PARIS	6	67.6m	8.2m (0)	27.4m (0)	2:37.79	31.56s	32.23s
4 ISAIDBOO	7	73.4m	18.0m (0)	29.2m (2)	2:38.24	30.97s	32.52s
6 ROBshaw	8	82.1m	0.0m (0)	22.4m (0)	2:38.91	31.81s	33.65s
3 LIL DELIGHT	9	84.9m	11.4m (1)	25.2m (1)	2:39.12	31.18s	33.65s
9 ROAD CLOSURE	10	104.6m	23.6m (1)	60.0m (0)	2:40.64	32.83s	32.55s
1 COHLIN	11	139.2m	14.2m (0)	80.0m (0)	2:43.30	35.02s	33.61s

Finish Position and metres gained from 800m



PJ Harness Analyser

Sectional Analysis Software - Not just a formguide!

www.facebook.com/PJHarnessRacing

RISE Digital, Harness Racing Australia nor the provider accepts any responsibility for the completeness or accuracy of any of the information contained herein, and makes no representations about its suitability for any particular purpose. Users should make their own judgements about those matters and/or seek independent advice. You assume all risks associated with use of data provided on this page

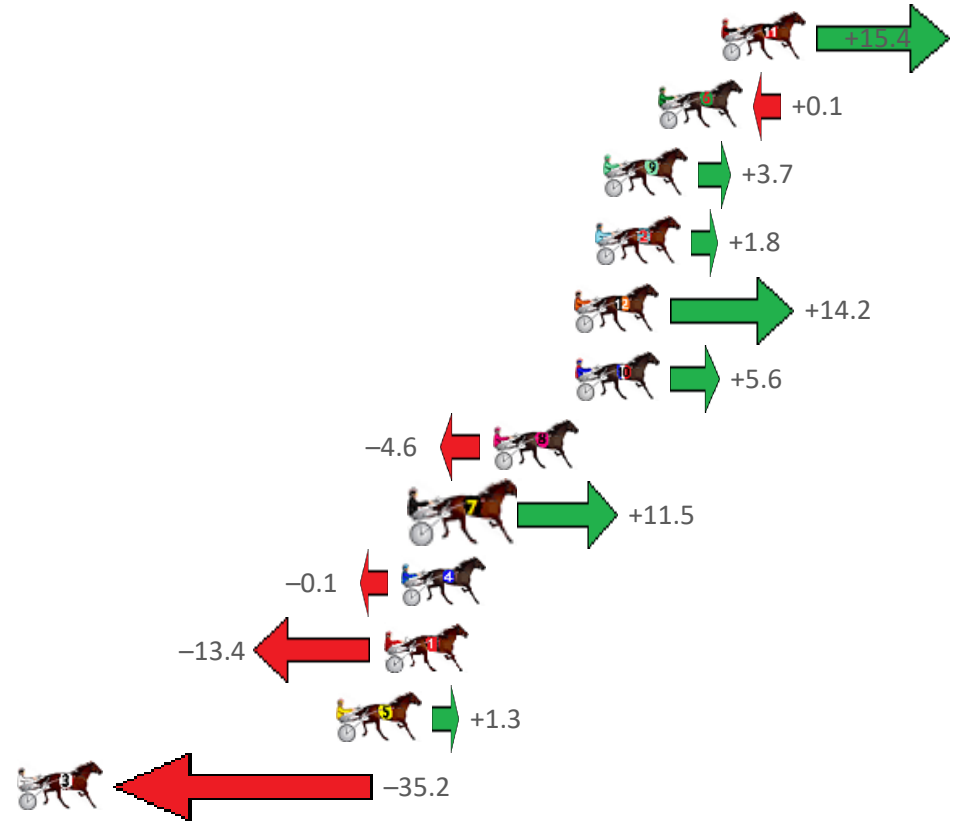
Bunbury Race 7 Distance 1609m

Friday, 8 December 2023

Gross Time: 2:00.00 MileRate: 2:00.00 LeadTime: 0.00s First Qtr: 30.00s Second Qtr: 31.40s Third Qtr: 29.30s Fourth Qtr: 29.40s

NoHorse	Plc	Mar	800 Posi	400 Posi	Time	3rd Qtr	4th Qtr
11 IDEAL WHITBY	1	0.0m	15.4m (2)	2.2m (2)	2:00.00	28.34s	29.24s
6 HEAVENLY WAGE	2	2.5m	2.6m (1)	0.0m (1)	2:00.19	29.11s	29.58s
9 ARTISTIC SCRIBE	3	4.7m	8.4m (0)	8.4m (1)	2:00.36	29.30s	29.13s
2 ALEXANDRA THEGRE	4	5.0m	6.8m (1)	4.2m (1)	2:00.39	29.11s	29.46s
12 ATOMIC FEEL	5	5.8m	20.0m (2)	5.2m (3)	2:00.45	28.22s	29.44s
10 ZACCY MAC	6	5.8m	11.4m (1)	6.4m (2)	2:00.45	28.94s	29.36s
8 TRUNKEY CARRAWA	7	9.0m	4.4m (0)	4.8m (0)	2:00.69	29.33s	29.71s
7 HUMDINGER	8	11.9m	23.4m (1)	11.4m (2)	2:00.92	28.42s	29.44s
4 HEART OF SAHARA	9	12.7m	12.6m (0)	11.4m (0)	2:00.98	29.21s	29.50s
1 MAKE YOUR MARK	10	13.4m	0.0m (0)	0.6m (0)	2:01.03	29.34s	30.34s
5 SON OF STARSKY	11	15.3m	16.6m (0)	17.2m (0)	2:01.18	29.34s	29.26s
3 ALLABOUTLEGS	12	62.8m	27.6m (2)	42.0m (0)	2:04.84	30.35s	30.92s

Finish Position and metres gained from 800m





PJ Harness Analyser

Sectional Analysis Software - Not just a formguide!

www.facebook.com/PJHarnessRacing



RISE Digital, Harness Racing Australia nor the provider accepts any responsibility for the completeness or accuracy of any of the information contained herein, and makes no representations about its suitability for any particular purpose. Users should make their own judgements about those matters and/or seek independent advice. You assume all risks associated with use of data provided on this page