

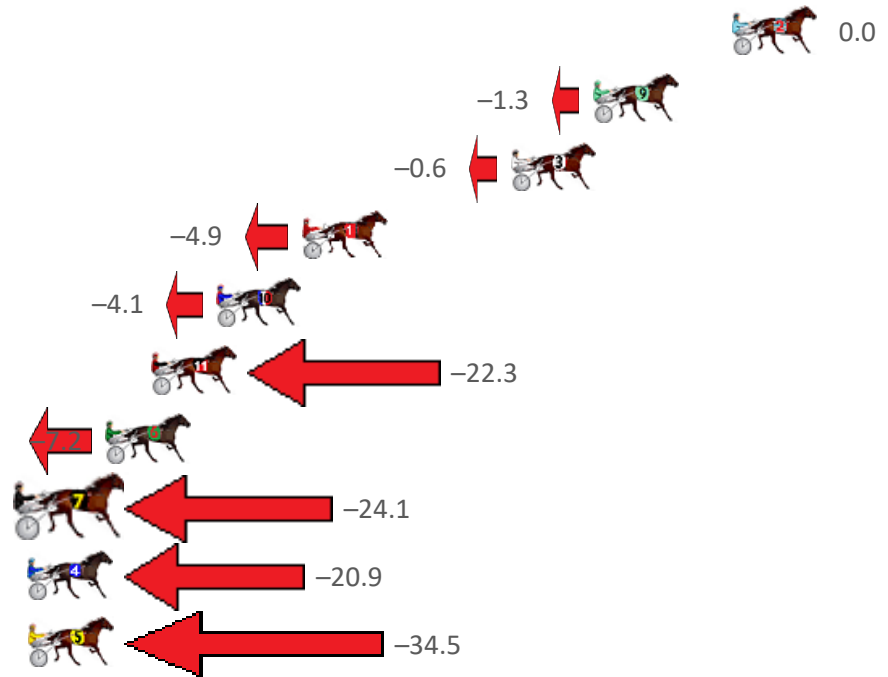
# Gloucester Park Race 1 Distance 2130m

Saturday, 2 December 2023

Gross Time: 2:40.20 MileRate: 2:01.10 LeadTime: 36.20s First Qtr: 32.80s Second Qtr: 30.90s Third Qtr: 30.40s Fourth Qtr: 29.90s

NoHorse	Plc	Mar	800 Posi	400 Posi	Time	3rd Qtr	4th Qtr
2 CIAO BABE	1	0.0m	0.0m (0)	0.0m (0)	2:40.20	30.40s	29.90s
9 INTERNAL AFFAIRS	2	5.5m	4.2m (0)	3.7m (0)	2:40.63	30.36s	30.05s
3 QUEEN OF STARS	3	8.8m	8.2m (0)	7.5m (0)	2:40.89	30.34s	30.03s
1 SHES A DACTYL	4	17.1m	12.2m (0)	11.2m (0)	2:41.54	30.32s	30.40s
10 CONSTELLATIONJEW	5	20.5m	16.4m (0)	16.6m (0)	2:41.81	30.40s	30.27s
11 JACKY DARLING	6	23.1m	0.8m (1)	2.2m (1)	2:42.01	30.50s	31.55s
6 TWOHEARTONEDIA	7	24.9m	17.7m (1)	11.3m (3)	2:42.15	29.91s	31.00s
7 LUCY HELEN	8	33.6m	9.5m (1)	10.7m (1)	2:42.83	30.48s	31.73s
4 PENTHOUSE	9	34.4m	13.5m (1)	13.1m (2)	2:42.89	30.36s	31.61s
5 WENDY MAY SUE	10	51.4m	16.9m (2)	8.6m (2)	2:44.23	29.76s	33.28s

Finish Position and metres gained from 800m





## PJ Harness Analyser

Sectional Analysis Software - Not just a formguide!

www.facebook.com/PJHarnessRacing



RISE Digital, Harness Racing Australia nor the provider accepts any responsibility for the completeness or accuracy of any of the information contained herein, and makes no representations about its suitability for any particular purpose. Users should make their own judgements about those matters and/or seek independent advice. You assume all risks associated with use of data provided on this page


# Gloucester Park Race 2 Distance 2130m

Saturday, 2 December 2023

Gross Time: 2:41.30 MileRate: 2:01.90 LeadTime: 38.80s First Qtr: 34.30s Second Qtr: 30.80s Third Qtr: 29.00s Fourth Qtr: 28.40s

NoHorse	Plc	Mar	800 Posi	400 Posi	Time	3rd Qtr	4th Qtr
5 MILITARY STAR	1	0.0m	5.8m (1)	6.8m (1)	2:41.30	29.06s	27.92s
8 ULTIMATE ROCKER	2	3.3m	0.0m (0)	0.0m (0)	2:41.55	29.00s	28.65s
2 TRITTRITTBANGBAN	3	6.5m	3.9m (0)	4.8m (0)	2:41.78	29.06s	28.54s
9 STRIKE MASTER	4	8.3m	13.9m (1)	14.4m (2)	2:41.92	29.02s	28.00s
1 THE DARK NIGHT	5	13.4m	8.6m (0)	9.3m (0)	2:42.30	29.04s	28.74s
3 PATH OF GOLD	6	13.7m	1.7m (1)	3.1m (1)	2:42.32	29.10s	29.20s
6 FIORD	7	15.5m	10.0m (1)	11.3m (1)	2:42.46	29.08s	28.75s
4 BATAVIA BLACKHOLE	8	17.3m	13.0m (0)	13.2m (0)	2:42.59	29.00s	28.75s
7 GOTA GOOD WARH	9	18.7m	17.5m (0)	18.0m (0)	2:42.70	29.02s	28.52s

## Finish Position and metres gained from 800m





# PJ Harness Analyser

Sectional Analysis Software - Not just a formguide!

[www.facebook.com/PJHarnessRacing](http://www.facebook.com/PJHarnessRacing)



RISE Digital, Harness Racing Australia nor the provider accepts any responsibility for the completeness or accuracy of any of the information contained herein, and makes no representations about its suitability for any particular purpose. Users should make their own judgements about those matters and/or seek independent advice. You assume all risks associated with use of data provided on this page

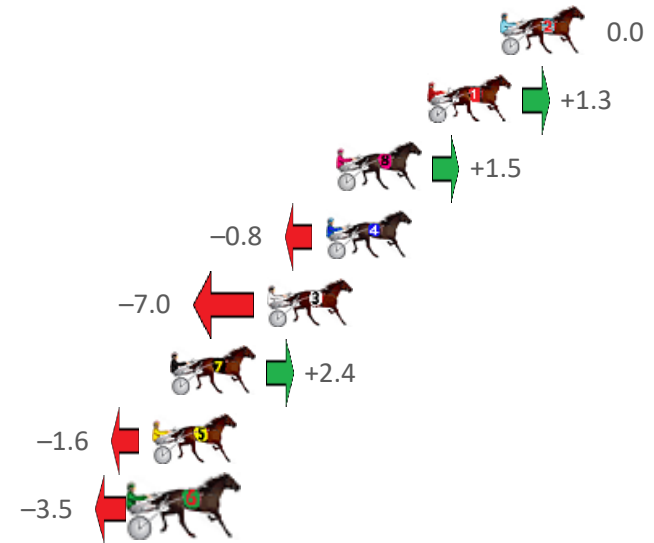
# Gloucester Park Race 3 Distance 2130m

Saturday, 2 December 2023

Gross Time: 2:37.40 MileRate: 1:58.90 LeadTime: 38.90s First Qtr: 30.80s Second Qtr: 30.30s Third Qtr: 29.10s Fourth Qtr: 28.30s

NoHorse	Plc	Mar	800 Posi	400 Posi	Time	3rd Qtr	4th Qtr
2 LOUCID DREAMS	1	0.0m	0.0m (0)	0.0m (0)	2:37.40	29.10s	28.30s
1 LUKE ATTACK	2	2.9m	4.2m (0)	3.9m (0)	2:37.62	29.08s	28.24s
8 GOV STARZZZ	3	6.5m	8.0m (0)	7.6m (0)	2:37.88	29.06s	28.24s
4 CALIENTE	4	6.9m	6.1m (1)	7.3m (1)	2:37.91	29.18s	28.29s
3 BARBADOS	5	9.2m	2.2m (1)	3.4m (1)	2:38.08	29.18s	28.74s
7 ELWADDELL	6	13.1m	15.5m (1)	16.0m (1)	2:38.37	29.12s	28.13s
5 THE MERCENARY	7	13.8m	12.2m (0)	11.5m (0)	2:38.43	29.04s	28.51s
6 MAJOR OVERS	8	14.3m	10.8m (1)	11.5m (1)	2:38.46	29.14s	28.54s

Finish Position and metres gained from 800m





## PJ Harness Analyser

Sectional Analysis Software - Not just a formguide!

[www.facebook.com/PJHarnessRacing](http://www.facebook.com/PJHarnessRacing)



RISE Digital, Harness Racing Australia nor the provider accepts any responsibility for the completeness or accuracy of any of the information contained herein, and makes no representations about its suitability for any particular purpose. Users should make their own judgements about those matters and/or seek independent advice. You assume all risks associated with use of data provided on this page


# Gloucester Park Race 4 Distance 2536m

Saturday, 2 December 2023

Gross Time: 3:08.10 MileRate: 1:59.40 LeadTime: 67.50s First Qtr: 31.70s Second Qtr: 30.60s Third Qtr: 29.00s Fourth Qtr: 29.30s

NoHorse	Plc	Mar	800 Posi	400 Posi	Time	3rd Qtr	4th Qtr
3 CHIVALRY	1	0.0m	2.2m (1)	0.0m (1)	3:08.10	28.84s	29.30s
5 RUPERT OF LINCOLN	2	1.4m	8.1m (2)	4.7m (2)	3:08.21	28.76s	29.07s
12 STAMFORD	3	16.8m	10.6m (1)	7.7m (1)	3:09.39	28.80s	30.03s
8 TROOPINGOFTHECO	4	17.7m	8.1m (0)	11.8m (0)	3:09.46	29.28s	29.80s
1 MADDY MADDY	5	18.2m	4.2m (0)	8.0m (0)	3:09.50	29.28s	30.12s
7 BLOCKJORG	6	21.0m	11.9m (0)	15.7m (0)	3:09.71	29.28s	29.78s
2 JUSTLIKE TURBO	7	21.8m	0.0m (0)	3.6m (0)	3:09.78	29.26s	30.72s
4 WALSH	8	21.9m	15.8m (0)	20.1m (0)	3:09.78	29.32s	29.52s
9 BLUE BLAZER	9	29.0m	14.7m (1)	12.7m (2)	3:10.33	28.86s	30.61s
10 IFEEL SIKDARL	10	32.7m	20.3m (0)	24.5m (0)	3:10.61	29.32s	30.03s
11 STEREOPHONIC	11	43.9m	6.4m (1)	16.3m (1)	3:11.47	29.72s	31.49s

## Finish Position and metres gained from 800m





## PJ Harness Analyser

Sectional Analysis Software - Not just a formguide!

[www.facebook.com/PJHarnessRacing](http://www.facebook.com/PJHarnessRacing)



RISE Digital, Harness Racing Australia nor the provider accepts any responsibility for the completeness or accuracy of any of the information contained herein, and makes no representations about its suitability for any particular purpose. Users should make their own judgements about those matters and/or seek independent advice. You assume all risks associated with use of data provided on this page

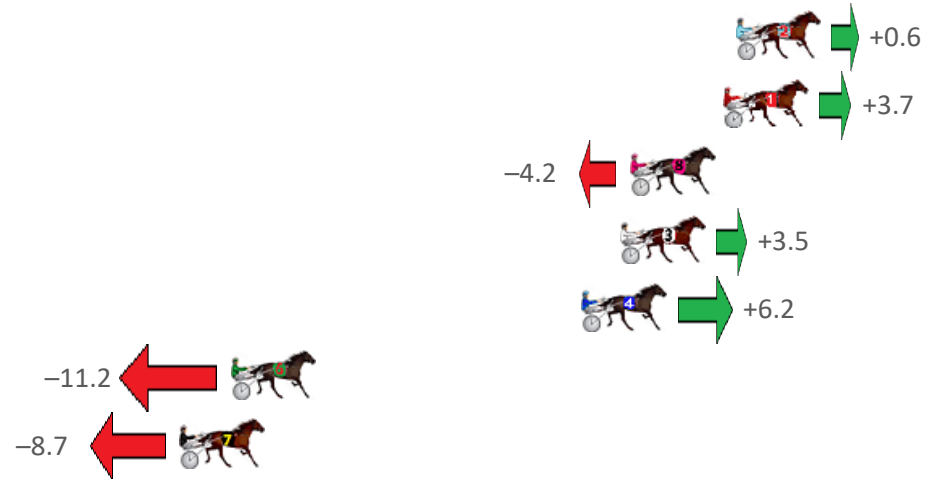
# Gloucester Park Race 5 Distance 2130m

Saturday, 2 December 2023

Gross Time: 2:39.80 MileRate: 2:00.70 LeadTime: 39.20s First Qtr: 32.80s Second Qtr: 30.30s Third Qtr: 28.80s Fourth Qtr: 28.70s

NoHorse	Plc	Mar	800 Posi	400 Posi	Time	3rd Qtr	4th Qtr
2 ARTISTIC SCRIBE	1	0.0m	0.6m (1)	0.9m (1)	2:39.80	28.82s	28.64s
1 PATRIKIAR	2	0.5m	4.2m (0)	5.0m (0)	2:39.84	28.86s	28.38s
8 QUEENINTHECORNE	3	4.2m	0.0m (0)	0.0m (0)	2:40.12	28.80s	29.02s
3 MADDY ROCKS	4	4.6m	8.1m (0)	9.8m (0)	2:40.15	28.92s	28.35s
4 FIREBALL FRIDAY	5	6.1m	12.3m (0)	14.3m (0)	2:40.26	28.94s	28.14s
6 SECRET REACTION	6	20.1m	8.9m (1)	10.4m (1)	2:41.31	28.90s	29.47s
7 SEAGRASS	7	22.1m	13.4m (1)	14.6m (1)	2:41.47	28.88s	29.32s

## Finish Position and metres gained from 800m





## PJ Harness Analyser

Sectional Analysis Software - Not just a formguide!

[www.facebook.com/PJHarnessRacing](http://www.facebook.com/PJHarnessRacing)



RISE Digital, Harness Racing Australia nor the provider accepts any responsibility for the completeness or accuracy of any of the information contained herein, and makes no representations about its suitability for any particular purpose. Users should make their own judgements about those matters and/or seek independent advice. You assume all risks associated with use of data provided on this page

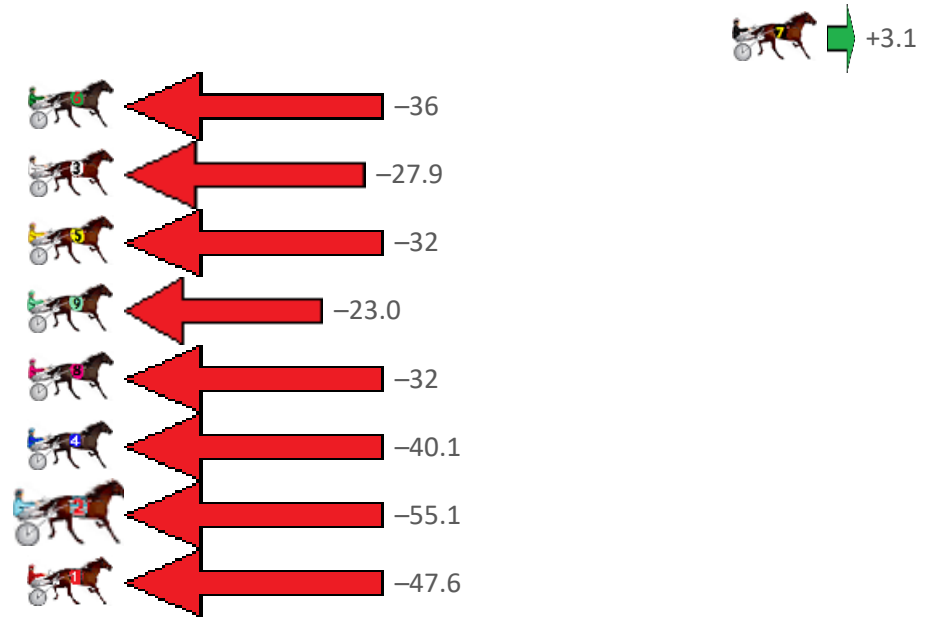
# Gloucester Park Race 6 Distance 2130m

Saturday, 2 December 2023

Gross Time: 2:40.20 MileRate: 2:01.00 LeadTime: 39.10s First Qtr: 33.00s Second Qtr: 31.90s Third Qtr: 28.30s Fourth Qtr: 27.90s

NoHorse	Plc	Mar	800 Posi	400 Posi	Time	3rd Qtr	4th Qtr
7 HOLY HECKA	1	0.0m	3.1m (1)	0.0m (0)	2:40.20	28.08s	27.90s
6 FARRIERS TROUBLE	2	36.0m	0.0m (0)	6.0m (0)	2:42.84	28.72s	30.12s
3 KARAOKE STAR	3	37.6m	9.7m (0)	15.8m (0)	2:42.96	28.72s	29.56s
5 STRAYLYA	4	39.6m	7.7m (1)	15.5m (1)	2:43.11	28.84s	29.72s
9 IM DRINKINDOUBLES	5	39.8m	16.8m (1)	25.8m (0)	2:43.12	28.92s	29.02s
8 CUTTING ROSES	6	44.1m	12.2m (1)	21.2m (0)	2:43.44	28.92s	29.66s
4 ABBEE BEE	7	59.4m	19.3m (0)	31.0m (1)	2:44.56	29.10s	30.10s
2 RADAR REEF	8	59.9m	4.8m (0)	9.5m (1)	2:44.59	28.62s	31.63s
1 DELIGHTABLE	9	62.4m	14.8m (0)	32.9m (0)	2:44.78	29.56s	30.18s

## Finish Position and metres gained from 800m





## PJ Harness Analyser

Sectional Analysis Software - Not just a formguide!

[www.facebook.com/PJHarnessRacing](http://www.facebook.com/PJHarnessRacing)



RISE Digital, Harness Racing Australia nor the provider accepts any responsibility for the completeness or accuracy of any of the information contained herein, and makes no representations about its suitability for any particular purpose. Users should make their own judgements about those matters and/or seek independent advice. You assume all risks associated with use of data provided on this page


# Gloucester Park Race 7 Distance 2130m

Saturday, 2 December 2023

Gross Time: 2:37.40 MileRate: 1:58.90 LeadTime: 37.30s First Qtr: 30.20s Second Qtr: 29.70s Third Qtr: 29.40s Fourth Qtr: 30.80s

NoHorse	Plc	Mar	800 Posi	400 Posi	Time	3rd Qtr	4th Qtr
2 JILLIBY JAKE	1	0.0m	0.0m (0)	0.0m (0)	2:37.40	29.40s	30.80s
5 ADDA SPOILT MAJOR	2	11.6m	0.3m (1)	1.1m (1)	2:38.33	29.46s	31.65s
8 DOCTOR STEVE	3	16.3m	20.0m (1)	15.5m (0)	2:38.71	29.10s	30.95s
1 TEPELO STAR	4	21.2m	10.1m (0)	22.2m (1)	2:39.11	30.32s	30.85s
7 SIDSTREPO	5	40.8m	15.3m (1)	9.1m (0)	2:40.69	28.96s	33.41s
9 THE PARTY BOY	6	41.1m	18.9m (0)	27.5m (0)	2:40.71	30.08s	32.05s
6 CAVALRY CALL	7	41.3m	11.5m (1)	26.3m (2)	2:40.73	30.52s	32.16s
3 TENACIOUS GEORGE	8	55.1m	6.0m (0)	19.5m (0)	2:41.84	30.42s	33.78s
4 BETTOR MY DREAMZ	9	59.5m	6.9m (1)	28.9m (1)	2:42.19	31.06s	33.43s

## Finish Position and metres gained from 800m





## PJ Harness Analyser

Sectional Analysis Software - Not just a formguide!

www.facebook.com/PJHarnessRacing



RISE Digital, Harness Racing Australia nor the provider accepts any responsibility for the completeness or accuracy of any of the information contained herein, and makes no representations about its suitability for any particular purpose. Users should make their own judgements about those matters and/or seek independent advice. You assume all risks associated with use of data provided on this page

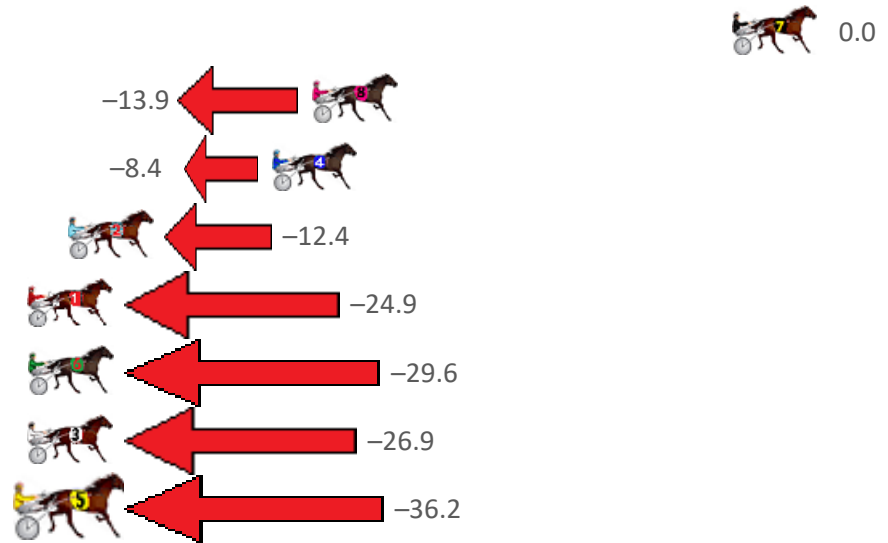
# Gloucester Park Race 8 Distance 2130m

Saturday, 2 December 2023

Gross Time: 2:38.20 MileRate: 1:59.50 LeadTime: 38.40s First Qtr: 31.10s Second Qtr: 29.50s Third Qtr: 29.30s Fourth Qtr: 29.90s

NoHorse	Plc	Mar	800 Posi	400 Posi	Time	3rd Qtr	4th Qtr
7 SWEET LUCIFER	1	0.0m	0.0m (0)	0.0m (0)	2:38.20	29.30s	29.90s
8 IM LORD LOGAN	2	16.7m	2.8m (2)	4.4m (0)	2:39.51	29.42s	30.89s
4 RODGER JAMES	3	18.3m	9.9m (0)	10.6m (1)	2:39.63	29.36s	30.55s
2 I SEE FIRE	4	26.4m	14.0m (0)	15.5m (0)	2:40.27	29.42s	30.83s
1 EL PASO DE MARKO	5	30.4m	5.5m (0)	10.1m (0)	2:40.58	29.64s	31.54s
6 FRANCESCO	6	39.5m	9.9m (1)	9.0m (2)	2:41.29	29.24s	32.33s
3 YANKEEDELIGHT	7	41.7m	14.8m (1)	18.5m (2)	2:41.47	29.58s	31.80s
5 DUNAMIS	8	42.0m	5.8m (1)	16.6m (1)	2:41.49	30.10s	31.97s

Finish Position and metres gained from 800m





## PJ Harness Analyser

Sectional Analysis Software - Not just a formguide!

[www.facebook.com/PJHarnessRacing](http://www.facebook.com/PJHarnessRacing)



RISE Digital, Harness Racing Australia nor the provider accepts any responsibility for the completeness or accuracy of any of the information contained herein, and makes no representations about its suitability for any particular purpose. Users should make their own judgements about those matters and/or seek independent advice. You assume all risks associated with use of data provided on this page