

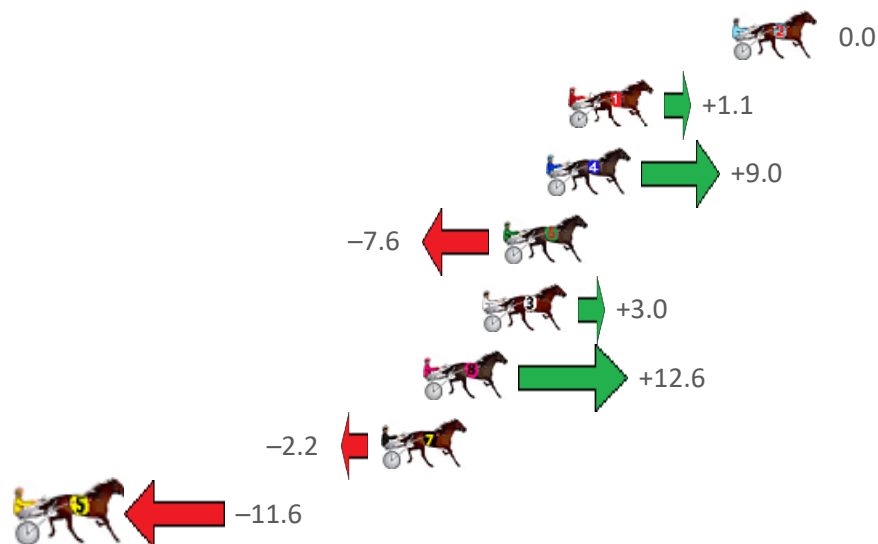
Gloucester Park Race 1 Distance 2536m

Friday, 8 December 2023

Gross Time: 3:08.10 MileRate: 1:59.40 LeadTime: 71.20s First Qtr: 31.20s Second Qtr: 27.50s Third Qtr: 28.50s Fourth Qtr: 29.70s

NoHorse	Plc	Mar	800 Posi	400 Posi	Time	3rd Qtr	4th Qtr
2 HOLY HECKA	1	0.0m	0.0m (0)	0.0m (0)	3:08.10	28.50s	29.70s
1 INSTA GATOR	2	6.5m	7.6m (0)	4.4m (0)	3:08.61	28.30s	29.89s
4 CROWD CONTROL	3	7.4m	16.4m (1)	12.7m (0)	3:08.68	28.30s	29.36s
6 ELWADDELL	4	9.1m	1.5m (1)	3.1m (1)	3:08.81	28.62s	30.19s
3 SWEET LUCIFER	5	9.9m	12.9m (0)	8.9m (0)	3:08.87	28.26s	29.83s
8 SOHO FIRESTONE	6	12.3m	24.9m (0)	19.1m (0)	3:09.06	28.18s	29.28s
7 CHIVALRY	7	13.9m	11.7m (1)	12.5m (1)	3:09.18	28.60s	29.88s
5 FRISKY STYX	8	32.1m	20.5m (0)	15.0m (2)	3:10.60	28.18s	31.11s

Finish Position and metres gained from 800m







PJ Harness Analyser

Sectional Analysis Software – Not just a formguide!

www.facebook.com/PJHarnessRacing



RISE Digital, Harness Racing Australia nor the provider accepts any responsibility for the completeness or accuracy of any of the information contained herein, and makes no representations about its suitability for any particular purpose. Users should make their own judgements about those matters and/or seek independent advice. You assume all risks associated with use of data provided on this page


Gloucester Park Race 2 Distance 2130m

Friday, 8 December 2023

Gross Time: 2:34.50 MileRate: 1:56.70 LeadTime: 37.00s First Qtr: 29.60s Second Qtr: 31.00s Third Qtr: 28.00s Fourth Qtr: 28.90s

NoHorse	Plc	Mar	800 Posi	400 Posi	Time	3rd Qtr	4th Qtr
4 RUMOUR HAS IT	1	0.0m	0.0m (0)	0.0m (0)	2:34.50	28.00s	28.90s
9 CYCLONE CHARLOTT	2	1.9m	0.4m (1)	0.6m (1)	2:34.64	28.01s	29.00s
7 AMERICAN ARMA	3	4.1m	4.9m (1)	4.8m (1)	2:34.81	28.00s	28.87s
1 STORMYSKYES	4	4.4m	4.3m (0)	4.0m (0)	2:34.83	27.98s	28.95s
2 IM THEMIGHTYLUCY	5	7.1m	8.9m (0)	8.2m (0)	2:35.04	27.96s	28.86s
3 THREE RUMOURS	6	8.2m	10.4m (1)	8.8m (1)	2:35.12	27.90s	28.90s
5 EXTRAORDINARY MA	7	8.4m	12.9m (0)	12.5m (0)	2:35.14	27.98s	28.66s
8 PAROQUET	8	12.9m	2.9m (2)	3.7m (2)	2:35.48	28.06s	29.61s
6 ALTA QUEEN	9	17.0m	7.5m (2)	8.3m (2)	2:35.79	28.06s	29.61s

Finish Position and metres gained from 800m



PJ Harness Analyser

Sectional Analysis Software – Not just a formguide!

www.facebook.com/PJHarnessRacing



RISE Digital, Harness Racing Australia nor the provider accepts any responsibility for the completeness or accuracy of any of the information contained herein, and makes no representations about its suitability for any particular purpose. Users should make their own judgements about those matters and/or seek independent advice. You assume all risks associated with use of data provided on this page

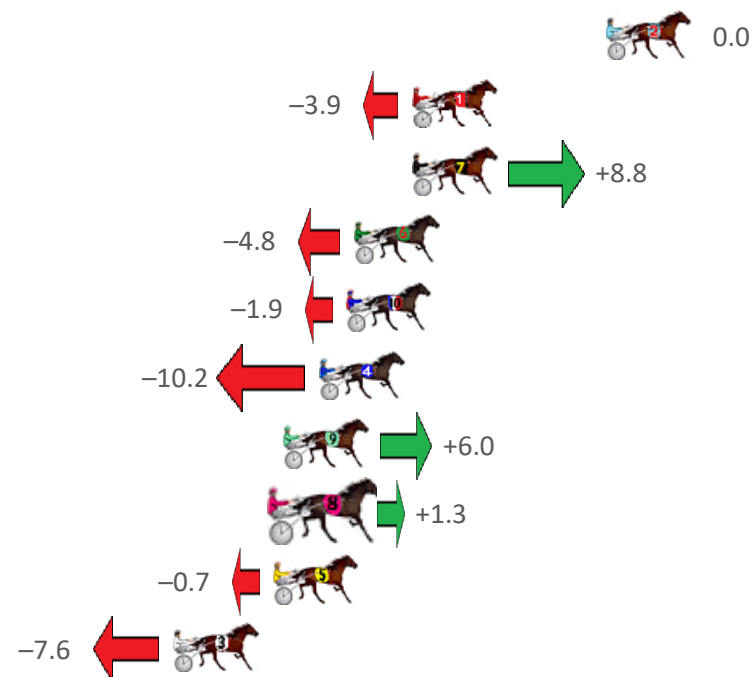
Gloucester Park Race 3 Distance 1730m

Friday, 8 December 2023

Gross Time: 2:02.80 MileRate: 1:54.20 LeadTime: 7.60s First Qtr: 29.40s Second Qtr: 29.50s Third Qtr: 27.80s Fourth Qtr: 28.50s

NoHorse	Plc	Mar	800 Posi	400 Posi	Time	3rd Qtr	4th Qtr
2 PAUL EDWARD	1	0.0m	0.0m (0)	0.0m (0)	2:02.80	27.80s	28.50s
1 BURGHEY SHARD	2	7.7m	3.8m (0)	4.0m (0)	2:03.38	27.82s	28.80s
7 ME FLASH	3	7.7m	16.5m (0)	16.9m (0)	2:03.38	27.84s	27.90s
6 FLYING RUMOUR	4	10.0m	5.2m (1)	6.6m (1)	2:03.55	27.90s	28.79s
10 MY ULTIMATE BAXTE	5	10.3m	8.4m (0)	8.9m (0)	2:03.57	27.84s	28.65s
4 MISTER MONTBLAN	6	11.4m	1.2m (1)	2.3m (1)	2:03.65	27.88s	29.19s
9 TUBBS FARQUHAR	7	12.8m	18.8m (1)	21.2m (1)	2:03.76	27.98s	27.98s
8 SOHO SANTORINI	8	12.9m	14.2m (1)	16.3m (1)	2:03.77	27.96s	28.32s
5 PER ARDUA AD ASTR	9	13.2m	12.5m (0)	13.2m (0)	2:03.79	27.86s	28.57s
3 UNDER THE ALTA	10	17.2m	9.6m (1)	12.0m (1)	2:04.09	27.98s	28.95s

Finish Position and metres gained from 800m



PJ Harness Analyser

Sectional Analysis Software - Not just a formguide!

www.facebook.com/PJHarnessRacing



RISE Digital, Harness Racing Australia nor the provider accepts any responsibility for the completeness or accuracy of any of the information contained herein, and makes no representations about its suitability for any particular purpose. Users should make their own judgements about those matters and/or seek independent advice. You assume all risks associated with use of data provided on this page


Gloucester Park Race 4 Distance 2130m

Friday, 8 December 2023

Gross Time: 2:36.60 MileRate: 1:58.30 LeadTime: 37.40s First Qtr: 32.20s Second Qtr: 30.30s Third Qtr: 27.70s Fourth Qtr: 29.00s

NoHorse	Plc	Mar	800 Posi	400 Posi	Time	3rd Qtr	4th Qtr
3 BEE JAYS BOY	1	0.0m	0.0m (0)	0.0m (0)	2:36.60	27.70s	29.00s
9 SUGAR APPLE	2	2.8m	1.8m (1)	2.6m (1)	2:36.81	27.76s	29.03s
2 BETTOR MOVE ALON	3	4.5m	4.7m (0)	4.3m (0)	2:36.94	27.68s	29.04s
7 CLOUD NINE	4	5.6m	6.1m (1)	6.6m (1)	2:37.03	27.74s	28.96s
6 IM SPIDERMAN	5	6.5m	10.2m (1)	11.1m (1)	2:37.09	27.78s	28.71s
1 MADDY MADDY	6	7.8m	8.7m (0)	9.4m (0)	2:37.19	27.76s	28.93s
11 FEELING ACES	7	7.9m	14.2m (1)	15.9m (1)	2:37.20	27.84s	28.48s
10 ILLAWONG MUSTAN	8	10.2m	12.8m (0)	13.6m (0)	2:37.38	27.78s	28.82s
5 STAR OF WILLOUGH	9	16.0m	10.2m (2)	19.1m (2)	2:37.82	28.34s	28.87s
4 DISCO UNDER FIRE	10	16.8m	5.8m (2)	15.1m (2)	2:37.88	28.36s	29.21s
12 HERE COMES SHARKI	11	16.9m	17.1m (0)	20.4m (0)	2:37.89	27.96s	28.85s
8 TEVARICH	12	22.3m	22.1m (0)	27.3m (0)	2:38.30	28.10s	28.78s

Finish Position and metres gained from 800m



PJ Harness Analyser

Sectional Analysis Software – Not just a formguide!

www.facebook.com/PJHarnessRacing



RISE Digital, Harness Racing Australia nor the provider accepts any responsibility for the completeness or accuracy of any of the information contained herein, and makes no representations about its suitability for any particular purpose. Users should make their own judgements about those matters and/or seek independent advice. You assume all risks associated with use of data provided on this page

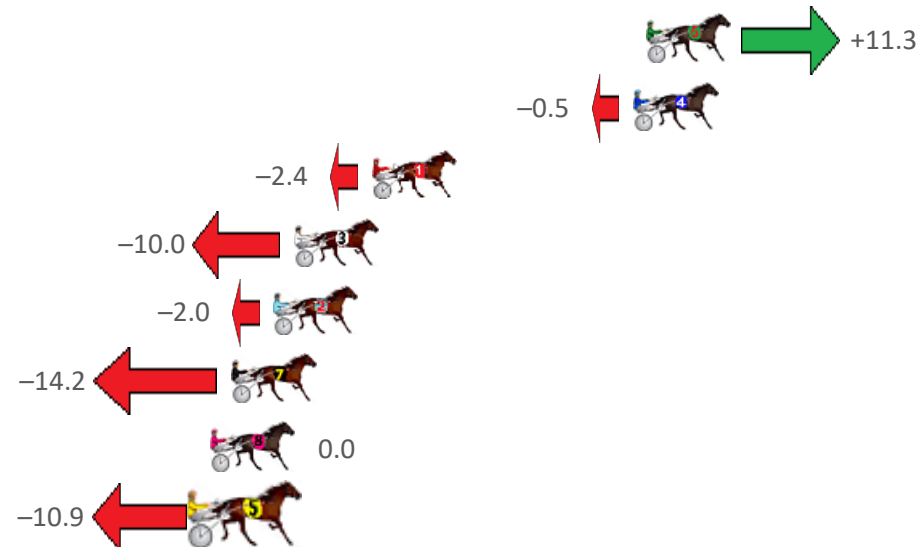
Gloucester Park Race 5 Distance 2130m

Friday, 8 December 2023

Gross Time: 2:37.00 MileRate: 1:58.60 LeadTime: 38.90s First Qtr: 31.30s Second Qtr: 30.60s Third Qtr: 28.40s Fourth Qtr: 27.80s

NoHorse	Plc	Mar	800 Posi	400 Posi	Time	3rd Qtr	4th Qtr
6 MACHNIFICENT	1	0.0m	11.3m (1)	6.9m (2)	2:37.00	28.08s	27.32s
4 ROCKMYSTER	2	0.5m	0.0m (0)	0.0m (0)	2:37.04	28.40s	27.84s
1 AMERICAN BULLITT	3	10.9m	8.5m (0)	8.6m (0)	2:37.80	28.40s	28.00s
3 VALBONNE	4	14.0m	4.0m (0)	4.0m (0)	2:38.02	28.40s	28.54s
2 HOTFOOT IT	5	14.8m	12.8m (0)	12.9m (0)	2:38.08	28.40s	27.98s
7 MIDDLEPAGE	6	16.5m	2.3m (1)	7.2m (1)	2:38.21	28.74s	28.50s
8 THOMSON BAY	7	17.3m	17.3m (0)	16.9m (0)	2:38.26	28.36s	27.88s
5 DOC HOLLIDAY	8	17.7m	6.8m (1)	12.3m (1)	2:38.29	28.78s	28.23s

Finish Position and metres gained from 800m







Harness Analyser

Sectional Analysis Software – Not just a formguide!

www.facebook.com/PJHarnessRacing



RISE Digital, Harness Racing Australia nor the provider accepts any responsibility for the completeness or accuracy of any of the information contained herein, and makes no representations about its suitability for any particular purpose. Users should make their own judgements about those matters and/or seek independent advice. You assume all risks associated with use of data provided on this page

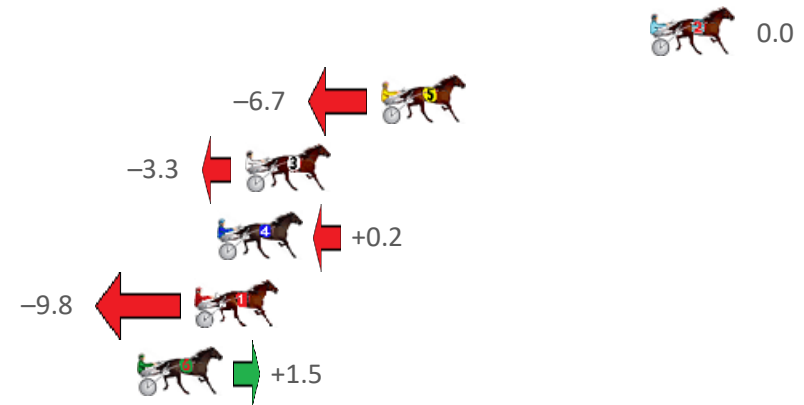
Gloucester Park Race 6 Distance 1730m

Friday, 8 December 2023

Gross Time: 2:02.40 MileRate: 1:53.90 LeadTime: 7.60s First Qtr: 30.00s Second Qtr: 29.70s Third Qtr: 28.30s Fourth Qtr: 26.80s

NoHorse	Plc	Mar	800 Posi	400 Posi	Time	3rd Qtr	4th Qtr
2 MAGNIFICENT STOR	1	0.0m	0.0m (0)	0.0m (0)	2:02.40	28.30s	26.80s
5 BLITZEMBYE	2	10.7m	4.0m (0)	4.1m (0)	2:03.16	28.30s	27.28s
3 ARMA EINSTEIN	3	16.1m	12.8m (0)	13.2m (0)	2:03.54	28.30s	27.04s
4 WILDWEST	4	17.2m	17.4m (0)	17.5m (0)	2:03.61	28.28s	26.81s
1 BABYFACE ADDA	5	18.1m	8.3m (0)	9.1m (0)	2:03.68	28.34s	27.46s
6 SOHO DOW JONES	6	20.4m	21.9m (0)	21.3m (0)	2:03.84	28.22s	26.78s

Finish Position and metres gained from 800m







Harness Analyser

Sectional Analysis Software – Not just a formguide!

www.facebook.com/PJHarnessRacing



RISE Digital, Harness Racing Australia nor the provider accepts any responsibility for the completeness or accuracy of any of the information contained herein, and makes no representations about its suitability for any particular purpose. Users should make their own judgements about those matters and/or seek independent advice. You assume all risks associated with use of data provided on this page

Gloucester Park Race 7 Distance 2503m

Friday, 8 December 2023

Gross Time: 3:06.20 MileRate: 1:58.30 LeadTime: 70.80s First Qtr: 29.60s Second Qtr: 29.30s Third Qtr: 27.90s Fourth Qtr: 28.60s

NoHorse	Plc	Mar	800 Posi	400 Posi	Time	3rd Qtr	4th Qtr
9 MINSTREL	1	0.0m	3.2m (1)	2.0m (1)	3:06.20	27.82s	28.46s

6 ARDENS HORIZON	2	2.6m	0.0m (0)	0.0m (0)	3:06.40	27.90s	28.80s
------------------	---	------	----------	----------	---------	--------	--------

3 YANKEE LINCOLN	3	19.9m	4.3m (0)	5.7m (0)	3:07.69	28.00s	29.69s
------------------	---	-------	----------	----------	---------	--------	--------

5 ACUTO	4	23.2m	12.4m (0)	14.6m (1)	3:07.94	28.06s	29.32s
---------	---	-------	-----------	-----------	---------	--------	--------

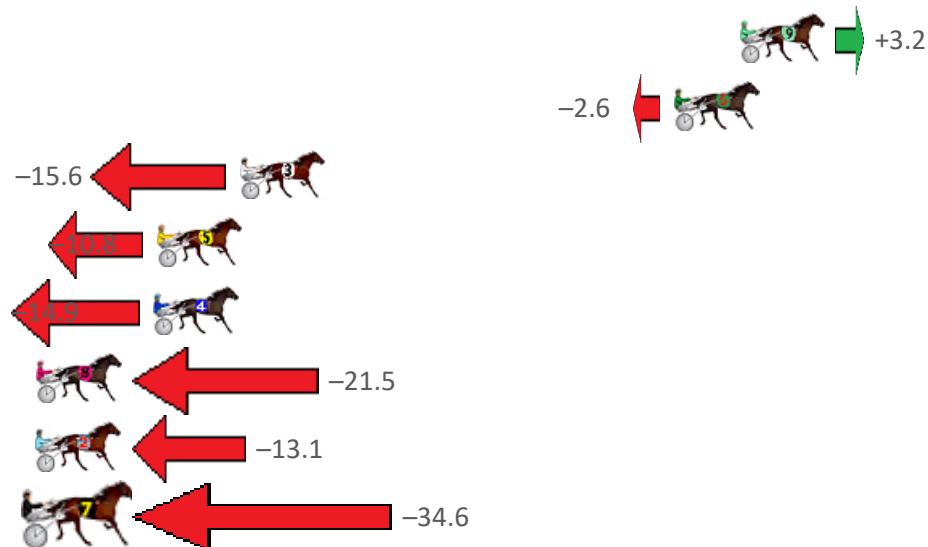
4 HESACHARMER	5	23.3m	8.4m (0)	10.0m (0)	3:07.95	28.02s	29.65s
---------------	---	-------	----------	-----------	---------	--------	--------

8 THE MUSTANG	6	28.4m	6.9m (1)	10.6m (1)	3:08.33	28.16s	29.99s
---------------	---	-------	----------	-----------	---------	--------	--------

2 LONGREACH BAY	7	30.1m	17.0m (0)	20.5m (0)	3:08.46	28.16s	29.42s
-----------------	---	-------	-----------	-----------	---------	--------	--------

7 FIREROCKFIREROLL	8	46.4m	11.8m (1)	17.4m (2)	3:09.68	28.30s	30.86s
--------------------	---	-------	-----------	-----------	---------	--------	--------

Finish Position and metres gained from 800m







Harness Analyser

Sectional Analysis Software – Not just a formguide!

www.facebook.com/PJHarnessRacing



RISE Digital, Harness Racing Australia nor the provider accepts any responsibility for the completeness or accuracy of any of the information contained herein, and makes no representations about its suitability for any particular purpose. Users should make their own judgements about those matters and/or seek independent advice. You assume all risks associated with use of data provided on this page


Gloucester Park Race 8 Distance 2130m

Friday, 8 December 2023

Gross Time: 2:35.70 MileRate: 1:57.60 LeadTime: 39.00s First Qtr: 30.90s Second Qtr: 29.20s Third Qtr: 28.20s Fourth Qtr: 28.40s

NoHorse	Plc	Mar	800 Posi	400 Posi	Time	3rd Qtr	4th Qtr
3 CLASSIC CHOICE	1	0.0m 0.9m (0)	0.0m (0)	2:35.70	28.14s	28.40s	
2 CORDERO	2	1.4m 5.1m (0)	4.8m (0)	2:35.80	28.18s	28.16s	
4 BORN TO BOOGIE	3	12.5m 4.3m (1)	7.7m (1)	2:36.63	28.44s	28.79s	
5 VULTAN TIN	4	21.5m 0.0m (1)	3.4m (1)	2:37.30	28.44s	29.76s	

Finish Position and metres gained from 800m







Harness Analyser

Sectional Analysis Software – Not just a formguide!

www.facebook.com/PJHarnessRacing



RISE Digital, Harness Racing Australia nor the provider accepts any responsibility for the completeness or accuracy of any of the information contained herein, and makes no representations about its suitability for any particular purpose. Users should make their own judgements about those matters and/or seek independent advice. You assume all risks associated with use of data provided on this page