

Narrogin Race 1 Distance 2242m

Saturday, 9 December 2023

Gross Time: 2:45.00 MileRate: 1:58.40 LeadTime: 47.20s First Qtr: 31.40s Second Qtr: 29.80s Third Qtr: 28.10s Fourth Qtr: 28.50s

NoHorse	Plc	Mar	800 Posi	400 Posi	Time	3rd Qtr	4th Qtr
5 UBEEN THUNDASTR	1	0.0m	0.0m (0)	0.0m (0)	2:45.00	28.10s	28.50s

7 MADAM PUBLISHER 2 2.9m 1.2m (1) 2.4m (1) 2:45.22 28.18s 28.54s

4 OURFIRSTIMPRESSIO 3 35.5m 4.0m (0) 7.8m (0) 2:47.66 28.35s 30.46s

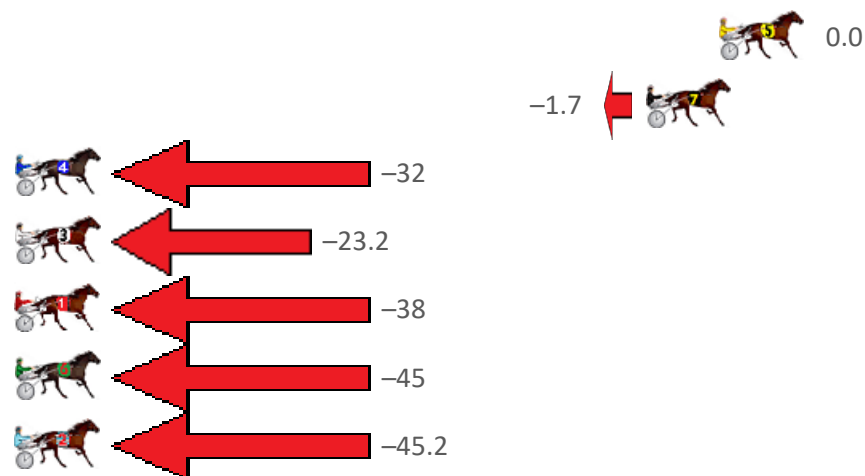
3 FUNKY MUSIC 4 40.6m 17.4m (1) 26.2m (0) 2:48.04 28.71s 29.52s

1 LOWLANDS BEACH B 5 47.0m 9.2m (0) 19.8m (0) 2:48.52 28.83s 30.43s

6 MY GRAND ANGUS 6 51.9m 7.0m (1) 21.0m (1) 2:48.88 29.07s 30.69s

2 ALTA MAGUIRE 7 57.2m 12.0m (1) 28.8m (1) 2:49.28 29.27s 30.51s

Finish Position and metres gained from 800m



PJ Harness Analyser

Sectional Analysis Software – Not just a formguide!

www.facebook.com/PJHarnessRacing



RISE Digital, Harness Racing Australia nor the provider accepts any responsibility for the completeness or accuracy of any of the information contained herein, and makes no representations about its suitability for any particular purpose. Users should make their own judgements about those matters and/or seek independent advice. You assume all risks associated with use of data provided on this page

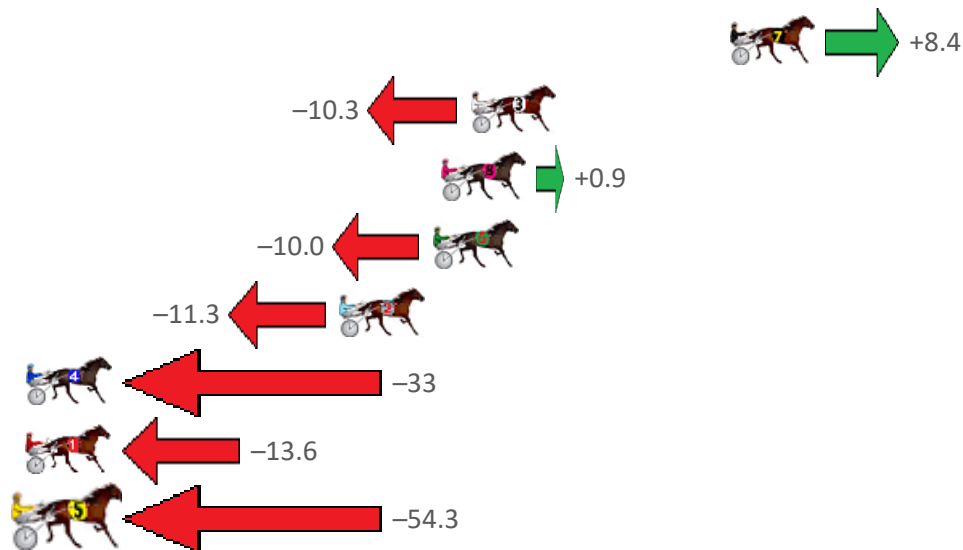
Narrogin Race 2 Distance 2242m

Saturday, 9 December 2023

Gross Time: 2:50.50 MileRate: 2:02.40 LeadTime: 47.40s First Qtr: 32.10s Second Qtr: 30.60s Third Qtr: 29.90s Fourth Qtr: 30.50s

NoHorse	Plc	Mar	800 Posi	400 Posi	Time	3rd Qtr	4th Qtr
7 JACKY DARLING	1	0.0m	8.4m (0)	10.6m (0)	2:50.50	30.07s	29.70s
3 PENTHOUSE	2	10.3m	0.0m (0)	0.0m (0)	2:51.32	29.89s	31.28s
8 SHES A DACTYL	3	11.5m	12.4m (0)	16.0m (0)	2:51.42	30.17s	30.16s
6 INTERNAL AFFAIRS	4	11.8m	1.8m (1)	2.4m (1)	2:51.44	29.94s	31.21s
2 CONSTELLATIONJEW	5	15.5m	4.2m (0)	5.2m (0)	2:51.74	29.97s	31.28s
4 LUCY HELEN	6	43.7m	11.2m (1)	19.8m (1)	2:53.99	30.53s	32.31s
1 MISS WILLOUGHBY	7	58.6m	45.0m (0)	50.0m (0)	2:55.18	30.27s	31.15s
5 QUEEN OF STARS	8	60.1m	5.8m (1)	12.6m (1)	2:55.30	30.38s	34.10s

Finish Position and metres gained from 800m



PJ Harness Analyser

Sectional Analysis Software – Not just a formguide!

www.facebook.com/PJHarnessRacing



RISE Digital, Harness Racing Australia nor the provider accepts any responsibility for the completeness or accuracy of any of the information contained herein, and makes no representations about its suitability for any particular purpose. Users should make their own judgements about those matters and/or seek independent advice. You assume all risks associated with use of data provided on this page

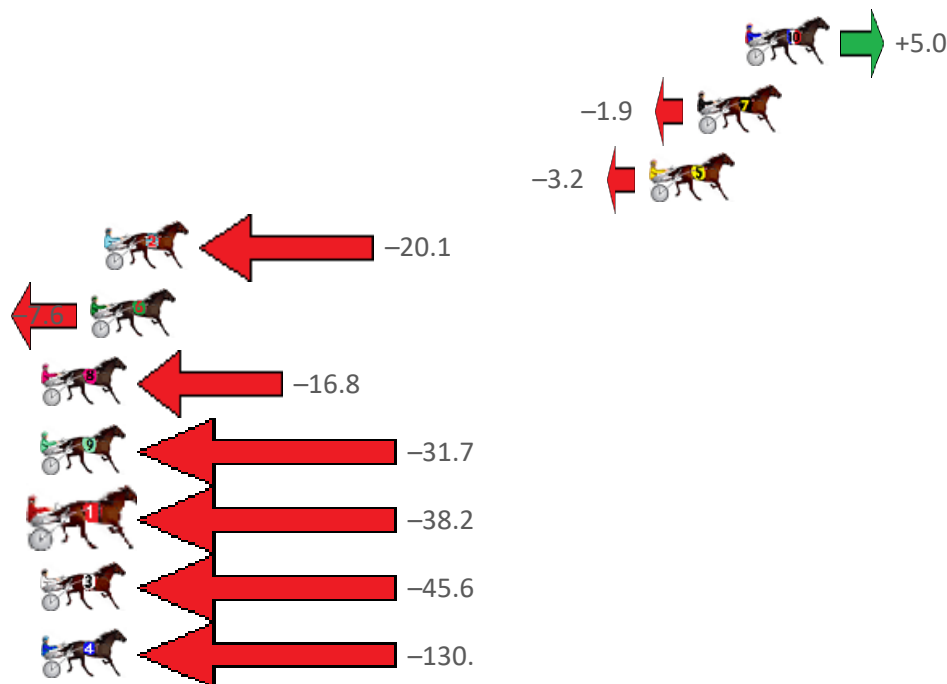
Narrogin Race 3 Distance 2242m

Saturday, 9 December 2023

Gross Time: 2:48.40 MileRate: 2:00.90 LeadTime: 46.50s First Qtr: 31.70s Second Qtr: 30.10s Third Qtr: 28.90s Fourth Qtr: 31.20s

NoHorse	Plc	Mar	800 Posi	400 Posi	Time	3rd Qtr	4th Qtr
10 THORIUM ENERGY	1	0.0m	5.0m (1)	4.6m (1)	2:48.40	28.88s	30.84s
7 SEAGRASS	2	1.9m	0.0m (0)	0.0m (0)	2:48.55	28.89s	31.35s
5 THE STATE OF ART	3	3.8m	0.6m (1)	0.2m (1)	2:48.71	28.86s	31.48s
2 SUB MARINER	4	25.5m	5.4m (0)	13.0m (0)	2:50.48	29.43s	32.17s
6 IMAHERO	5	26.0m	18.4m (0)	23.2m (2)	2:50.52	29.25s	31.42s
8 ROSE TO FAME	6	31.0m	14.2m (0)	23.6m (1)	2:50.93	29.58s	31.77s
9 GRAPELLIES BOY	7	45.1m	13.4m (1)	19.6m (1)	2:52.08	29.29s	33.18s
1 MUMMAS LITTLE ST	8	48.2m	10.0m (0)	22.4m (0)	2:52.33	29.75s	33.20s
3 EASTERN ADVANCE	9	54.8m	9.2m (1)	15.4m (1)	2:52.87	29.25s	34.26s
4 GALEOCERDO CUVIE	10	154.4m	23.8m (0)	75.0m (0)	3:00.99	32.50s	37.36s

Finish Position and metres gained from 800m



PJ Harness Analyser

Sectional Analysis Software – Not just a formguide!

www.facebook.com/PJHarnessRacing



RISE Digital, Harness Racing Australia nor the provider accepts any responsibility for the completeness or accuracy of any of the information contained herein, and makes no representations about its suitability for any particular purpose. Users should make their own judgements about those matters and/or seek independent advice. You assume all risks associated with use of data provided on this page

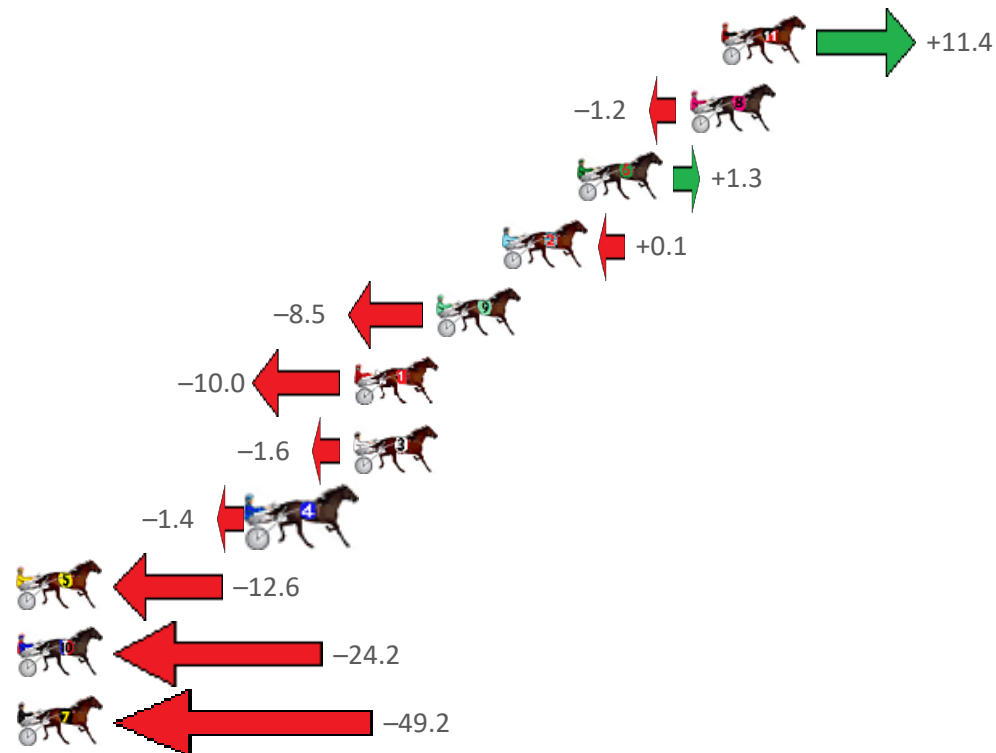
Narrogin Race 4 Distance 2636m

Saturday, 9 December 2023

Gross Time: 3:25.60 MileRate: 2:03.20 LeadTime: 83.60s First Qtr: 31.70s Second Qtr: 30.60s Third Qtr: 28.60s Fourth Qtr: 31.10s

NoHorse	Plc	Mar	800 Posi	400 Posi	Time	3rd Qtr	4th Qtr
11 GOLD HORSESHOE	1	0.0m	11.4m (2)	2.6m (2)	3:25.60	27.96s	30.90s
8 MIKIPELO	2	1.2m	0.0m (0)	0.6m (0)	3:25.70	28.64s	31.15s
6 MILITARY STAR	3	5.7m	7.0m (2)	0.0m (1)	3:26.06	28.06s	31.54s
2 I SEE FIRE	4	8.7m	8.8m (0)	11.6m (0)	3:26.31	28.82s	30.88s
9 PATRIKIAR	5	11.3m	2.8m (1)	6.8m (1)	3:26.52	28.88s	31.45s
1 CHEAP THRILLZ	6	14.6m	4.6m (0)	7.2m (0)	3:26.79	28.77s	31.67s
3 GLADYS GUGMAN	7	14.6m	13.0m (0)	16.8m (0)	3:26.79	28.89s	30.93s
4 FOLLOW THE MUSIC	8	18.4m	17.0m (0)	21.4m (0)	3:27.10	28.94s	30.87s
5 CELEBRITY CHEF	9	33.8m	21.2m (1)	23.0m (2)	3:28.35	28.70s	31.94s
10 ALTA HURRAH	10	39.8m	15.6m (1)	22.2m (1)	3:28.84	29.04s	32.46s
7 WHERESTHETOWRO	11	56.0m	6.8m (1)	14.2m (1)	3:30.15	29.02s	34.33s

Finish Position and metres gained from 800m



PJ Harness Analyser

Sectional Analysis Software – Not just a formguide!

www.facebook.com/PJHarnessRacing



RISE Digital, Harness Racing Australia nor the provider accepts any responsibility for the completeness or accuracy of any of the information contained herein, and makes no representations about its suitability for any particular purpose. Users should make their own judgements about those matters and/or seek independent advice. You assume all risks associated with use of data provided on this page


Narrogin Race 5 Distance 2242m

Saturday, 9 December 2023

Gross Time: 2:48.60 MileRate: 2:01.10 LeadTime: 47.90s First Qtr: 30.40s Second Qtr: 29.90s Third Qtr: 29.20s Fourth Qtr: 31.20s

NoHorse	Plc	Mar	800 Posi	400 Posi	Time	3rd Qtr	4th Qtr
4 POCKETFUL OF OPAL	1	0.0m	0.0m (0)	0.0m (0)	2:48.60	29.20s	31.20s
3 DAZZLING JEWEL	2	6.8m	4.4m (0)	4.4m (0)	2:49.15	29.19s	31.39s
7 TRITTRITTBANGBAN	3	10.1m	13.0m (0)	14.4m (0)	2:49.42	29.32s	30.87s
1 KEPTAIN COURAGEO	4	10.4m	9.0m (0)	10.4m (0)	2:49.45	29.31s	31.20s
8 PATH OF GOLD	5	15.0m	11.2m (1)	16.8m (2)	2:49.82	29.62s	31.06s
6 STEP IT UP	6	15.4m	17.2m (0)	18.8m (0)	2:49.86	29.33s	30.94s
10 TAHI	7	17.8m	6.8m (1)	13.2m (1)	2:50.05	29.67s	31.56s
5 BROOKIES JET	8	21.1m	12.2m (2)	12.4m (2)	2:50.32	29.19s	31.87s
2 JAMIE KIM	9	21.4m	15.4m (1)	19.4m (1)	2:50.35	29.50s	31.36s
9 HIGHLY FLAMMABLE	10	24.0m	16.4m (2)	15.8m (3)	2:50.56	29.13s	31.84s

Finish Position and metres gained from 800m



PJ Harness Analyser

Sectional Analysis Software - Not just a formguide!

www.facebook.com/PJHarnessRacing



RISE Digital, Harness Racing Australia nor the provider accepts any responsibility for the completeness or accuracy of any of the information contained herein, and makes no representations about its suitability for any particular purpose. Users should make their own judgements about those matters and/or seek independent advice. You assume all risks associated with use of data provided on this page

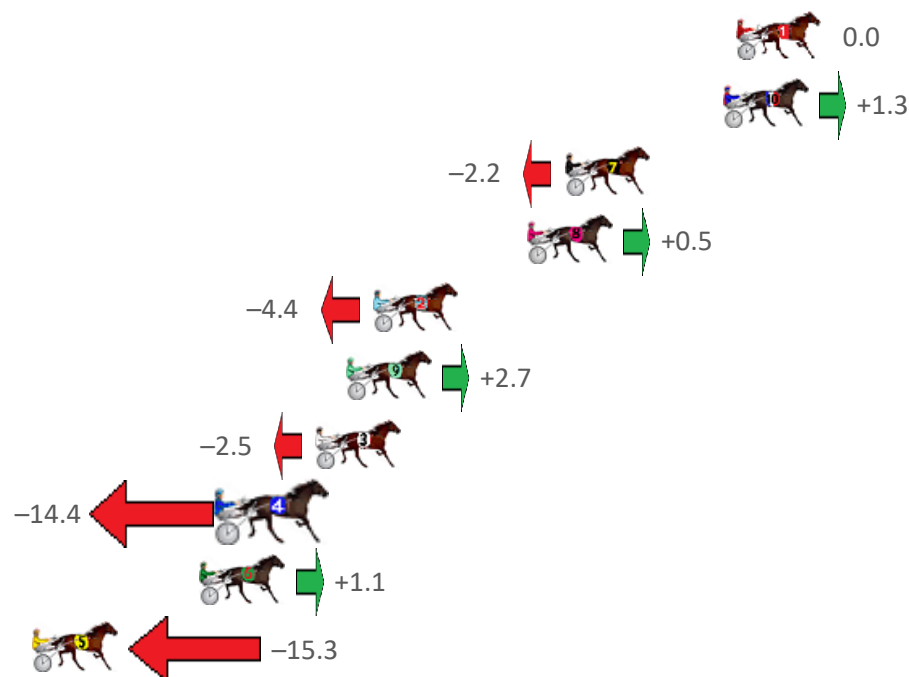
Narrogin Race 6 Distance 1823m

Saturday, 9 December 2023

Gross Time: 2:15.70 MileRate: 1:59.80 LeadTime: 14.50s First Qtr: 29.40s Second Qtr: 31.50s Third Qtr: 30.70s Fourth Qtr: 29.60s

NoHorse	Plc	Mar	800 Posi	400 Posi	Time	3rd Qtr	4th Qtr
1 FIREFLY	1	0.0m	0.0m (0)	0.0m (0)	2:15.70	30.70s	29.60s
10 FRANCO MECCA	2	0.5m	1.8m (1)	0.0m (1)	2:15.74	30.57s	29.64s
7 TROUBLE SUPREME	3	6.8m	4.6m (0)	4.8m (0)	2:16.23	30.72s	29.75s
8 GIRL IN CLOVER	4	8.3m	8.8m (0)	10.0m (0)	2:16.34	30.79s	29.47s
2 MISTER PICCOLO	5	14.4m	10.0m (1)	12.2m (1)	2:16.82	30.87s	29.76s
9 THE MERCENARY	6	15.5m	18.2m (1)	6.2m (2)	2:16.90	29.81s	30.28s
3 SWANBOURNE SPUN	7	16.7m	14.2m (1)	11.0m (2)	2:17.00	30.47s	30.02s
4 EL PASO DE MARKO	8	20.2m	5.8m (1)	7.2m (1)	2:17.27	30.82s	30.56s
6 SANFORD BART	9	21.3m	22.4m (1)	18.0m (1)	2:17.35	30.37s	29.84s
5 ALTAIR STAR	10	28.3m	13.0m (0)	14.8m (0)	2:17.90	30.85s	30.59s

Finish Position and metres gained from 800m



PJ Harness Analyser
Sectional Analysis Software - Not just a formguide!

www.facebook.com/PJHarnessRacing



RISE Digital, Harness Racing Australia nor the provider accepts any responsibility for the completeness or accuracy of any of the information contained herein, and makes no representations about its suitability for any particular purpose. Users should make their own judgements about those matters and/or seek independent advice. You assume all risks associated with use of data provided on this page

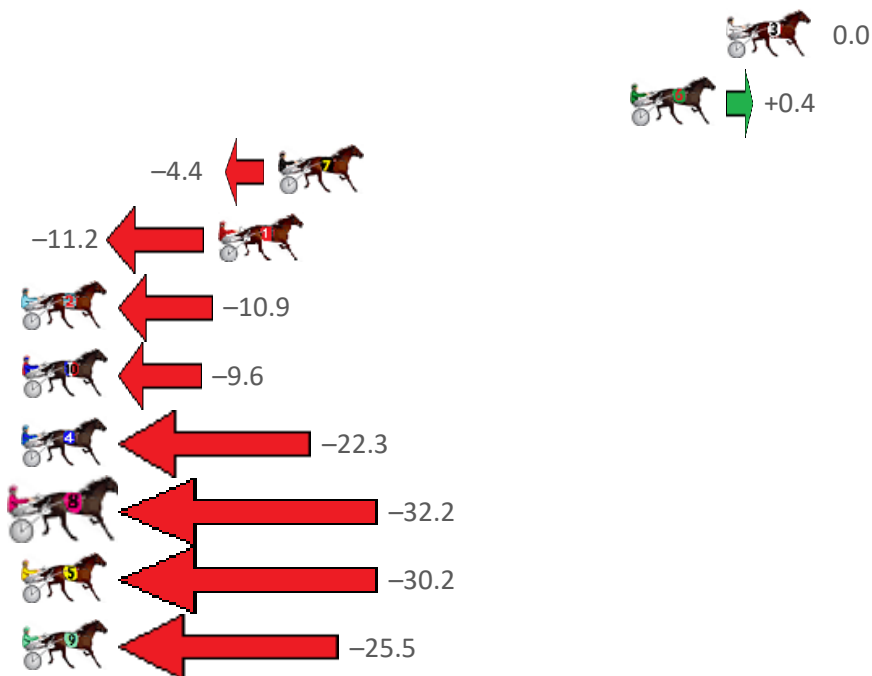
Narrogin Race 7 Distance 1823m

Saturday, 9 December 2023

Gross Time: 2:16.20 MileRate: 2:00.20 LeadTime: 14.60s First Qtr: 31.00s Second Qtr: 30.10s Third Qtr: 29.70s Fourth Qtr: 30.80s

NoHorse	Plc	Mar	800 Posi	400 Posi	Time	3rd Qtr	4th Qtr
3 CAPTAINS COTE	1	0.0m	0.0m (0)	0.0m (0)	2:16.20	29.70s	30.80s
6 CRACKA TINNY	2	3.8m	4.2m (0)	4.0m (0)	2:16.51	29.69s	30.78s
7 OUR SURROGATE	3	17.8m	13.4m (0)	13.2m (0)	2:17.63	29.68s	31.15s
1 SPEED FORCE	4	20.2m	9.0m (0)	9.0m (0)	2:17.83	29.68s	31.66s
2 SPORTS CENTRAL	5	29.1m	18.2m (0)	17.8m (0)	2:18.54	29.65s	31.67s
10 YA BETTOR FOLLOW	6	30.0m	20.4m (1)	21.4m (1)	2:18.62	29.76s	31.46s
4 MOVE OVER MISS	7	32.5m	10.2m (1)	11.4m (1)	2:18.82	29.76s	32.42s
8 BATAVIA STREAMLIN	8	34.0m	1.8m (1)	7.0m (1)	2:18.94	30.05s	32.87s
5 TIGER TOAST	9	36.4m	6.2m (1)	10.2m (2)	2:19.13	29.96s	32.81s
9 OVER ARMED	10	41.5m	16.0m (1)	17.0m (1)	2:19.54	29.74s	32.68s

Finish Position and metres gained from 800m



PJ Harness Analyser

Sectional Analysis Software – Not just a formguide!

www.facebook.com/PJHarnessRacing



RISE Digital, Harness Racing Australia nor the provider accepts any responsibility for the completeness or accuracy of any of the information contained herein, and makes no representations about its suitability for any particular purpose. Users should make their own judgements about those matters and/or seek independent advice. You assume all risks associated with use of data provided on this page

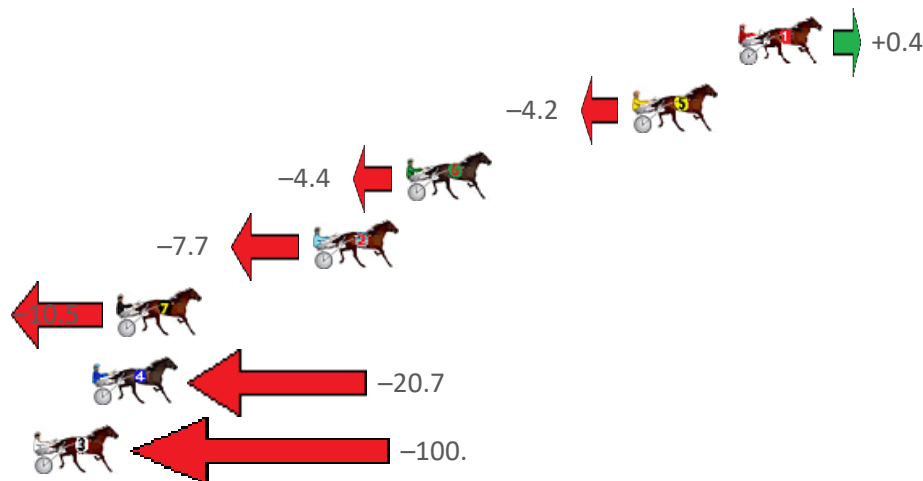
Narrogin Race 8 Distance 2242m

Saturday, 9 December 2023

Gross Time: 2:53.70 MileRate: 2:04.70 LeadTime: 48.50s First Qtr: 30.90s Second Qtr: 31.20s Third Qtr: 30.10s Fourth Qtr: 33.00s

NoHorse	Plc	Mar	800 Posi	400 Posi	Time	3rd Qtr	4th Qtr
1 INFRINGEMENTNOTI	1	0.0m	0.4m (0)	0.0m (0)	2:53.70	30.07s	33.00s
5 FIVE STAR KEVIN	2	4.2m	0.0m (1)	2.4m (1)	2:54.06	30.28s	33.15s
6 MAJOR BUZZ	3	13.2m	8.8m (1)	15.8m (2)	2:54.84	30.66s	32.79s
2 LIZZIE THORPE	4	16.9m	9.2m (0)	14.0m (1)	2:55.15	30.47s	33.24s
7 ALTACHAERA	5	24.7m	14.2m (0)	19.2m (0)	2:55.83	30.47s	33.45s
4 JUST A PET	6	25.7m	5.0m (0)	13.4m (0)	2:55.91	30.71s	34.01s
3 MELORSUE DEE	7	105.3m	4.8m (1)	28.0m (1)	3:02.76	31.64s	39.34s

Finish Position and metres gained from 800m



PJ Harness Analyser

Sectional Analysis Software – Not just a formguide!

www.facebook.com/PJHarnessRacing



RISE Digital, Harness Racing Australia nor the provider accepts any responsibility for the completeness or accuracy of any of the information contained herein, and makes no representations about its suitability for any particular purpose. Users should make their own judgements about those matters and/or seek independent advice. You assume all risks associated with use of data provided on this page