


# Wagin Race 1 Distance 2180m

Friday, 1 December 2023

Gross Time: 2:43.90 MileRate: 2:01.00 LeadTime: 42.90s First Qtr: 31.50s Second Qtr: 30.70s Third Qtr: 30.10s Fourth Qtr: 28.70s

NoHorse	Plc	Mar	800 Posi	400 Posi	Time	3rd Qtr	4th Qtr
8 KOOLBARDI NAVAJO	1	0.0m	5.6m (1)	0.0m (1)	2:43.90	29.69s	28.70s
1 CHASING COOPER	2	16.5m	0.0m (0)	0.6m (0)	2:45.14	30.17s	29.83s
4 FIRST AIRBORNE	3	23.7m	4.2m (0)	5.2m (1)	2:45.69	30.21s	30.02s
5 GALEOCERDO CUVIE	4	27.4m	9.8m (1)	9.8m (2)	2:45.96	30.13s	29.96s
10 THE RUNNING CAME	5	31.8m	12.6m (0)	16.4m (1)	2:46.30	30.40s	29.80s
6 ALLY ROCKS	6	33.4m	17.0m (0)	20.4m (1)	2:46.42	30.37s	29.63s
9 WHOZ THIS	7	52.3m	8.6m (0)	12.4m (0)	2:47.84	30.45s	31.55s
3 ROCKY AFFAIR	8	54.5m	15.4m (1)	19.8m (2)	2:48.01	30.48s	31.18s
2 INDEPENDENCE ROS	9	61.5m	1.8m (1)	11.6m (1)	2:48.53	30.90s	32.26s
7 MAJOR BUZZ	10	212.1m	160.0m (0)	190.0m (0)	2:59.88	32.33s	30.28s

Finish Position and metres gained from 800m



## PJ Harness Analyser

Sectional Analysis Software - Not just a formguide!

[www.facebook.com/PJHarnessRacing](http://www.facebook.com/PJHarnessRacing)



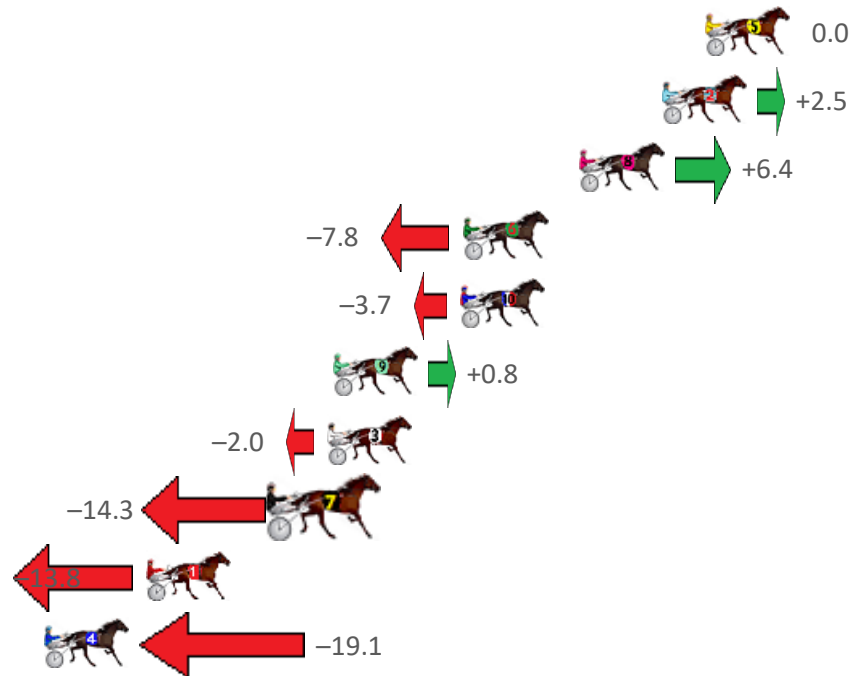
# Wagin Race 2 Distance 2180m

Friday, 1 December 2023

Gross Time: 2:44.40 MileRate: 2:01.40 LeadTime: 41.00s First Qtr: 32.30s Second Qtr: 31.80s Third Qtr: 29.60s Fourth Qtr: 29.70s

NoHorse	Plc	Mar	800 Posi	400 Posi	Time	3rd Qtr	4th Qtr
5 FIREFLY	1	0.0m	0.0m (0)	0.0m (0)	2:44.40	29.60s	29.70s
2 PETER ROMEO	2	1.7m	4.2m (0)	4.0m (0)	2:44.53	29.59s	29.53s
8 SANFORD HARRY	3	5.0m	11.4m (1)	12.4m (2)	2:44.79	29.67s	29.15s
6 ROCKIN THE TREND	4	9.6m	1.8m (2)	2.8m (2)	2:45.15	29.67s	30.20s
10 RUSINOL	5	9.7m	6.0m (2)	8.2m (2)	2:45.15	29.76s	29.81s
9 HOPE	6	14.8m	15.6m (1)	16.6m (2)	2:45.55	29.67s	29.57s
3 BATAVIA STORM	7	15.0m	13.0m (0)	15.8m (1)	2:45.57	29.81s	29.64s
7 SWANBOURNE SPUN	8	16.9m	2.6m (1)	3.6m (1)	2:45.72	29.67s	30.68s
1 GRAPELLIES BOY	9	22.2m	8.4m (0)	11.8m (0)	2:46.13	29.85s	30.47s
4 TIGER TOAST	10	26.3m	7.2m (1)	11.6m (1)	2:46.45	29.92s	30.79s

## Finish Position and metres gained from 800m





# PJ Harness Analyser

Sectional Analysis Software - Not just a formguide!

www.facebook.com/PJHarnessRacing



RISE Digital, Harness Racing Australia nor the provider accepts any responsibility for the completeness or accuracy of any of the information contained herein, and makes no representations about its suitability for any particular purpose. Users should make their own judgements about those matters and/or seek independent advice. You assume all risks associated with use of data provided on this page

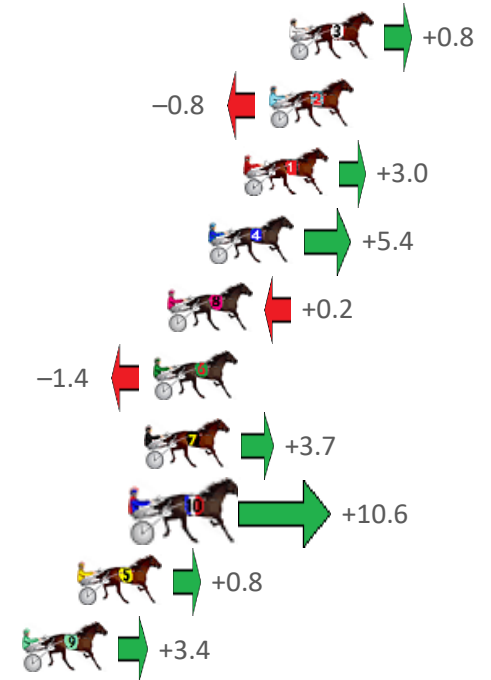
# Wagin Race 3 Distance 1776m

Friday, 1 December 2023

Gross Time: 2:13.80 MileRate: 2:01.20 LeadTime: 12.60s First Qtr: 31.70s Second Qtr: 30.80s Third Qtr: 29.80s Fourth Qtr: 28.90s

NoHorse	Plc	Mar	800 Posi	400 Posi	Time	3rd Qtr	4th Qtr
3 TRIPLE BRIE	1	0.0m	0.8m (1)	0.2m (1)	2:13.80	29.76s	28.89s
2 STEP IT UP	2	0.8m	0.0m (0)	0.0m (0)	2:13.86	29.80s	28.96s
1 CELEBRITY CHEF	3	1.8m	4.8m (0)	4.2m (0)	2:13.94	29.75s	28.73s
4 DEEP BLUE	4	3.2m	8.6m (2)	7.4m (2)	2:14.04	29.71s	28.60s
8 ISAIDBOO	5	4.8m	5.0m (1)	4.2m (1)	2:14.16	29.74s	28.94s
6 HIGHLY FLAMMABLE	6	5.4m	4.0m (2)	3.2m (2)	2:14.21	29.74s	29.06s
7 POCKETFUL OF OPAL	7	5.7m	9.4m (0)	9.4m (0)	2:14.23	29.80s	28.63s
10 CHICA VALIENTE	8	5.8m	16.4m (1)	12.6m (2)	2:14.24	29.52s	28.41s
5 ALTAIR STAR	9	8.4m	9.2m (1)	8.8m (1)	2:14.44	29.77s	28.87s
9 ROCKANDROLLARTIS	10	10.6m	14.0m (0)	15.4m (1)	2:14.60	29.90s	28.56s

## Finish Position and metres gained from 800m





## PJ Harness Analyser

Sectional Analysis Software - Not just a formguide!

[www.facebook.com/PJHarnessRacing](http://www.facebook.com/PJHarnessRacing)



RISE Digital, Harness Racing Australia nor the provider accepts any responsibility for the completeness or accuracy of any of the information contained herein, and makes no representations about its suitability for any particular purpose. Users should make their own judgements about those matters and/or seek independent advice. You assume all risks associated with use of data provided on this page

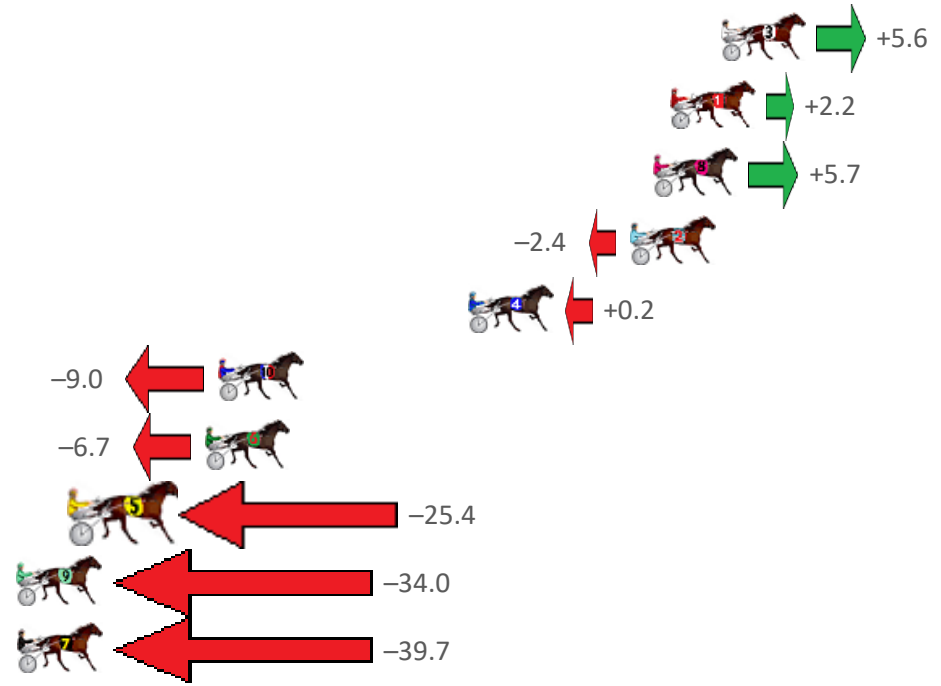
# Wagin Race 4 Distance 2180m

Friday, 1 December 2023

Gross Time: 2:46.50 MileRate: 2:02.90 LeadTime: 43.80s First Qtr: 31.80s Second Qtr: 31.00s Third Qtr: 30.30s Fourth Qtr: 29.60s

NoHorse	Plc	Mar	800 Posi	400 Posi	Time	3rd Qtr	4th Qtr
3 SANFORD BART	1	0.0m	5.6m (1)	4.6m (1)	2:46.50	30.22s	29.26s
1 QUIGGLEY	2	2.0m	4.2m (0)	4.0m (0)	2:46.66	30.28s	29.45s
8 ELLUCIFER	3	2.7m	8.4m (0)	8.0m (0)	2:46.71	30.27s	<b>29.21s</b>
2 IMA AUSSIE ARTIST	4	3.6m	1.2m (1)	0.4m (1)	2:46.78	30.24s	29.84s
4 FEELING EMPATHY	5	10.0m	10.2m (1)	8.6m (1)	2:47.28	30.18s	29.70s
10 ARMA WARRIOR	6	20.0m	11.0m (2)	9.0m (3)	2:48.05	30.16s	30.41s
6 SUB MARINER	7	20.5m	13.8m (0)	12.4m (0)	2:48.09	30.20s	30.20s
5 EASTERN ADVANCE	8	25.4m	<b>0.0m (0)</b>	<b>0.0m (0)</b>	2:48.47	30.32s	31.47s
9 SUKHOVEY WINDST	9	40.8m	6.8m (2)	4.2m (2)	2:49.67	<b>30.14s</b>	32.29s
7 TRUNKEY MON STAR	10	42.3m	2.6m (2)	9.6m (2)	2:49.78	30.85s	32.01s

Finish Position and metres gained from 800m





## PJ Harness Analyser

Sectional Analysis Software - Not just a formguide!

[www.facebook.com/PJHarnessRacing](http://www.facebook.com/PJHarnessRacing)



RISE Digital, Harness Racing Australia nor the provider accepts any responsibility for the completeness or accuracy of any of the information contained herein, and makes no representations about its suitability for any particular purpose. Users should make their own judgements about those matters and/or seek independent advice. You assume all risks associated with use of data provided on this page

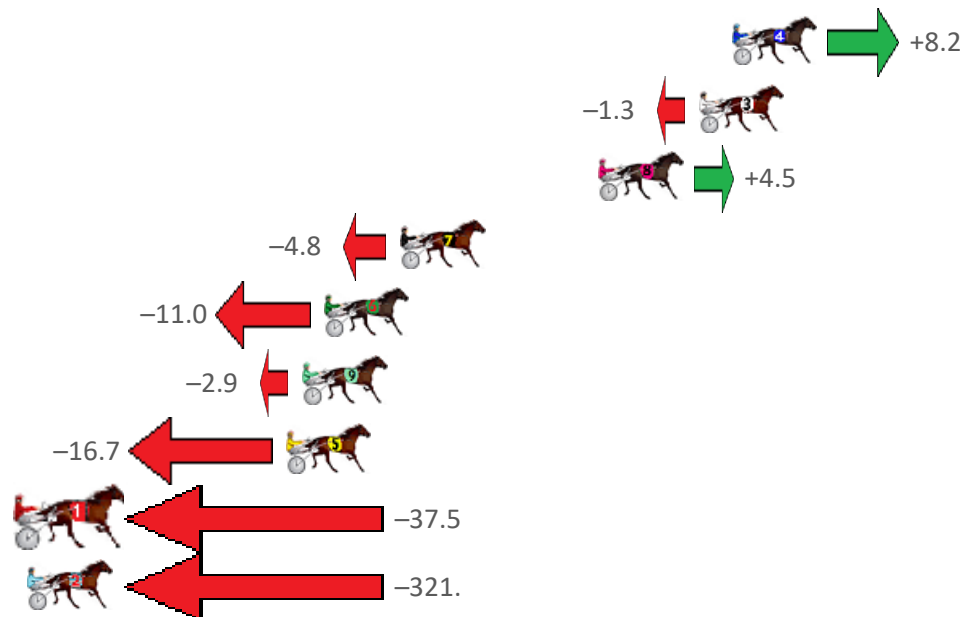
# Wagin Race 5 Distance 2180m

Friday, 1 December 2023

Gross Time: 2:45.00 MileRate: 2:01.80 LeadTime: 43.10s First Qtr: 32.50s Second Qtr: 31.00s Third Qtr: 29.60s Fourth Qtr: 28.80s

NoHorse	Plc	Mar	800 Posi	400 Posi	Time	3rd Qtr	4th Qtr
4 GOLD HORSESHOE	1	0.0m	8.2m (2)	2.6m (2)	2:45.00	29.19s	28.61s
3 GORDON	2	1.3m	0.0m (0)	0.0m (0)	2:45.10	29.60s	28.89s
8 TUBBS FARQUHAR	3	5.3m	9.8m (1)	13.4m (2)	2:45.40	29.85s	28.22s
7 THE RIGHTEOUS	4	13.2m	8.4m (0)	12.6m (1)	2:46.00	29.91s	28.84s
6 TEVARICH	5	16.2m	5.2m (1)	8.4m (1)	2:46.22	29.84s	29.36s
9 ALTA HURRAH	6	17.1m	14.2m (1)	9.4m (2)	2:46.29	29.26s	29.35s
5 KOLISI	7	17.7m	1.0m (1)	3.2m (1)	2:46.34	29.77s	29.84s
1 GOOD TIMES AHEAD	8	41.7m	4.2m (0)	8.2m (0)	2:48.15	29.92s	31.20s
2 GENERAL JOLT	9	334.0m	12.8m (0)	55.0m (0)	3:10.25	32.94s	48.78s

Finish Position and metres gained from 800m





## PJ Harness Analyser

Sectional Analysis Software - Not just a formguide!

[www.facebook.com/PJHarnessRacing](http://www.facebook.com/PJHarnessRacing)



RISE Digital, Harness Racing Australia nor the provider accepts any responsibility for the completeness or accuracy of any of the information contained herein, and makes no representations about its suitability for any particular purpose. Users should make their own judgements about those matters and/or seek independent advice. You assume all risks associated with use of data provided on this page

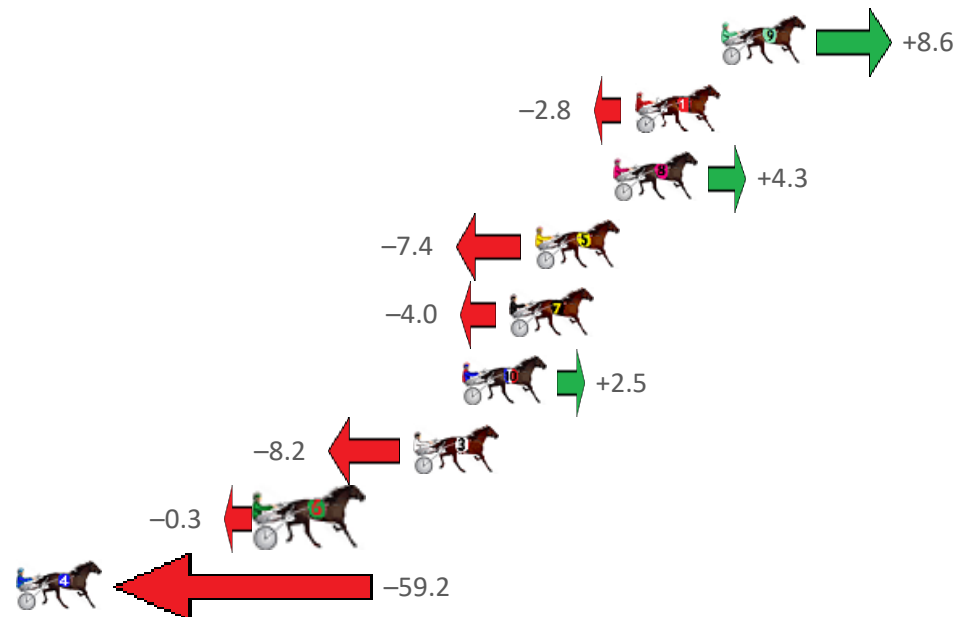
# Wagin Race 6 Distance 2180m

Friday, 1 December 2023

Gross Time: 2:47.30 MileRate: 2:03.50 LeadTime: 42.50s First Qtr: 31.30s Second Qtr: 30.60s Third Qtr: 31.00s Fourth Qtr: 31.90s

NoHorse	Plc	Mar	800 Posi	400 Posi	Time	3rd Qtr	4th Qtr
9 ROSE TO FAME	1	0.0m	8.6m (0)	9.4m (1)	2:47.30	31.07s	31.15s
1 MISTER SAUVAGE	2	3.4m	0.6m (0)	0.0m (0)	2:47.58	30.95s	32.17s
8 SPEED FORCE	3	4.3m	8.6m (1)	6.8m (3)	2:47.66	30.86s	31.70s
5 LIL DELIGHT	4	7.4m	0.0m (1)	2.4m (1)	2:47.92	31.18s	32.30s
7 OVER ARMED	5	8.4m	4.4m (0)	4.4m (0)	2:48.00	31.00s	32.22s
10 ASHIMA	6	10.3m	12.8m (0)	10.2m (0)	2:48.16	30.80s	31.91s
3 MOVE OVER MISS	7	12.2m	4.0m (1)	5.4m (2)	2:48.32	31.10s	32.44s
6 ADVANCE STRIKE	8	18.1m	17.8m (0)	15.0m (1)	2:48.81	30.78s	32.15s
4 WISE SAGE	9	72.0m	12.8m (1)	12.6m (2)	2:53.30	30.92s	36.61s

Finish Position and metres gained from 800m





## PJ Harness Analyser

Sectional Analysis Software - Not just a formguide!

[www.facebook.com/PJHarnessRacing](http://www.facebook.com/PJHarnessRacing)



RISE Digital, Harness Racing Australia nor the provider accepts any responsibility for the completeness or accuracy of any of the information contained herein, and makes no representations about its suitability for any particular purpose. Users should make their own judgements about those matters and/or seek independent advice. You assume all risks associated with use of data provided on this page

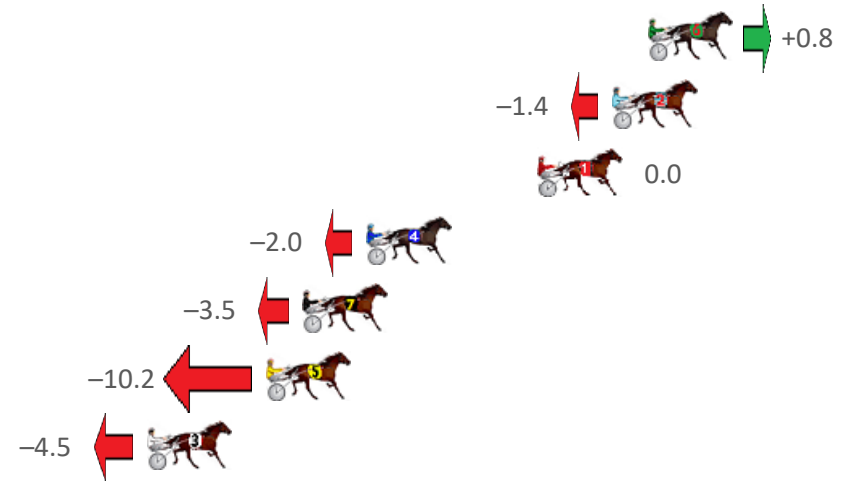
# Wagin Race 7 Distance 1776m

Friday, 1 December 2023

Gross Time: 2:15.60 MileRate: 2:02.90 LeadTime: 12.60s First Qtr: 31.90s Second Qtr: 32.20s Third Qtr: 30.30s Fourth Qtr: 28.60s

NoHorse	Plc	Mar	800 Posi	400 Posi	Time	3rd Qtr	4th Qtr
6 MY GRAND ANGUS	1	0.0m	0.8m (1)	2.0m (1)	2:15.60	30.38s	28.46s
2 THE WHIZZER	2	1.4m	0.0m (0)	0.0m (0)	2:15.71	30.30s	28.70s
1 STATE MY CASE	3	4.4m	4.4m (0)	5.2m (0)	2:15.93	30.36s	28.54s
4 FRANKENSTEINSBRID	4	11.2m	9.2m (0)	10.0m (0)	2:16.44	30.36s	28.69s
7 CODENAME ELLIOT	5	13.7m	10.2m (1)	11.8m (1)	2:16.63	30.42s	28.74s
5 LOWLANDS BEACH B	6	15.2m	5.0m (1)	6.8m (1)	2:16.74	30.45s	29.20s
3 COUNT BOSCAR	7	19.9m	15.4m (1)	12.2m (2)	2:17.09	30.08s	29.15s

Finish Position and metres gained from 800m





## PJ Harness Analyser

*Sectional Analysis Software - Not just a formguide!*

[www.facebook.com/PJHarnessRacing](http://www.facebook.com/PJHarnessRacing)



RISE Digital, Harness Racing Australia nor the provider accepts any responsibility for the completeness or accuracy of any of the information contained herein, and makes no representations about its suitability for any particular purpose. Users should make their own judgements about those matters and/or seek independent advice. You assume all risks associated with use of data provided on this page