


Albany Race 1 Distance 2265m

Saturday, 6 January 2024

Gross Time: 2:49.20 MileRate: 2:00.20 LeadTime: 48.50s First Qtr: 30.30s Second Qtr: 29.40s Third Qtr: 29.70s Fourth Qtr: 31.30s

NoHorse	Plc	Mar	800 Posi	400 Posi	Time	3rd Qtr	4th Qtr
8 MY GRAND ANGUS	1	0.0m	18.4m (1)	10.2m (2)	2:49.20	29.10s	30.51s
5 ALTA MAGUIRE	2	8.6m	0.0m (0)	0.0m (0)	2:49.90	29.68s	31.97s
7 BAZAAR PACKAGE	3	9.9m	12.0m (1)	5.6m (2)	2:50.01	29.21s	31.63s
3 FUNKY MUSIC	4	23.1m	4.6m (0)	5.0m (0)	2:51.09	29.69s	32.71s
6 PRINCESS KATIE	5	38.7m	1.4m (1)	2.4m (1)	2:52.37	29.70s	34.12s
1 SANFORD SHIRLEY	6	39.4m	9.8m (0)	10.0m (0)	2:52.42	29.66s	33.59s
4 CODENAME ELLIOT	7	42.5m	6.0m (1)	9.0m (1)	2:52.68	29.86s	33.91s
2 LOWLANDS BEACH B	8	63.3m	17.8m (2)	28.0m (0)	2:54.38	30.40s	34.05s

Finish Position and metres gained from 800m



PJ Harness Analyser

Sectional Analysis Software – Not just a formguide!

www.facebook.com/PJHarnessRacing



RISE Digital, Harness Racing Australia nor the provider accepts any responsibility for the completeness or accuracy of any of the information contained herein, and makes no representations about its suitability for any particular purpose. Users should make their own judgements about those matters and/or seek independent advice. You assume all risks associated with use of data provided on this page

Albany Race 2 Distance 1832m

Saturday, 6 January 2024

Gross Time: 2:17.20 MileRate: 2:00.50 LeadTime: 14.30s First Qtr: 31.10s Second Qtr: 31.00s Third Qtr: 30.60s Fourth Qtr: 30.20s

NoHorse	Plc	Mar	800 Posi	400 Posi	Time	3rd Qtr	4th Qtr
5 THE BEACH MASTER	1	0.0m	0.0m (0)	0.0m (0)	2:17.20	30.60s	30.20s

Finish Position and metres gained from 800m



0.0

8 YOUR GRACE 2 11.7m 2.4m (1) 2.8m (1) 2:18.13 30.63s 30.87s



-9.3

3 INFRINGEMENTNOTI 3 15.2m 4.0m (0) 6.6m (0) 2:18.40 30.80s 30.85s



-11.2

6 ROSE TO FAME 4 15.6m 6.4m (1) 9.0m (1) 2:18.43 30.80s 30.70s



-9.2

1 ANYLOVEISGOODLO 5 16.3m 8.4m (0) 11.4m (0) 2:18.49 30.83s 30.57s



-7.9

7 UNEARTHED 6 16.4m 10.6m (1) 11.0m (2) 2:18.50 30.63s 30.61s



-5.8

4 STAR OF KAOS 7 22.1m 14.4m (0) 16.4m (0) 2:18.95 30.75s 30.63s



-7.7

2 HEAVENLY BLISS 8 128.5m 42.0m (0) 70.0m (0) 2:27.36 32.75s 34.59s



-86.5



PJ Harness Analyser

Sectional Analysis Software - Not just a formguide!

www.facebook.com/PJHarnessRacing



RISE Digital, Harness Racing Australia nor the provider accepts any responsibility for the completeness or accuracy of any of the information contained herein, and makes no representations about its suitability for any particular purpose. Users should make their own judgements about those matters and/or seek independent advice. You assume all risks associated with use of data provided on this page


Albany Race 3 Distance 1832m

Saturday, 6 January 2024

Gross Time: 2:19.50 MileRate: 2:02.60 LeadTime: 16.10s First Qtr: 33.50s Second Qtr: 31.40s Third Qtr: 29.50s Fourth Qtr: 29.00s

NoHorse	Plc	Mar	800 Posi	400 Posi	Time	3rd Qtr	4th Qtr
2 THIS TIME JACKO	1	0.0m	5.4m (1)	5.2m (1)	2:19.50	29.48s	28.63s
3 OUR EAGLE BAY	2	2.1m	1.4m (1)	1.2m (1)	2:19.66	29.49s	29.06s
7 FIRST AIRBORNE	3	5.0m	4.2m (0)	4.0m (0)	2:19.88	29.49s	29.07s
1 LIQUIDATOR	4	6.3m	0.0m (0)	0.0m (0)	2:19.98	29.50s	29.45s
8 SUB MARINER	5	6.7m	8.4m (0)	8.8m (0)	2:20.01	29.53s	28.85s
4 MUMMAS LITTLE ST	6	7.9m	9.4m (1)	9.2m (1)	2:20.10	29.48s	28.91s
5 DIAMOND DANCE	7	13.2m	13.4m (1)	12.2m (2)	2:20.50	29.41s	29.07s
6 CONSTELLATIONJEW	8	13.4m	12.6m (0)	13.6m (1)	2:20.52	29.57s	28.99s

Finish Position and metres gained from 800m



PJ Harness Analyser

Sectional Analysis Software – Not just a formguide!

www.facebook.com/PJHarnessRacing



RISE Digital, Harness Racing Australia nor the provider accepts any responsibility for the completeness or accuracy of any of the information contained herein, and makes no representations about its suitability for any particular purpose. Users should make their own judgements about those matters and/or seek independent advice. You assume all risks associated with use of data provided on this page

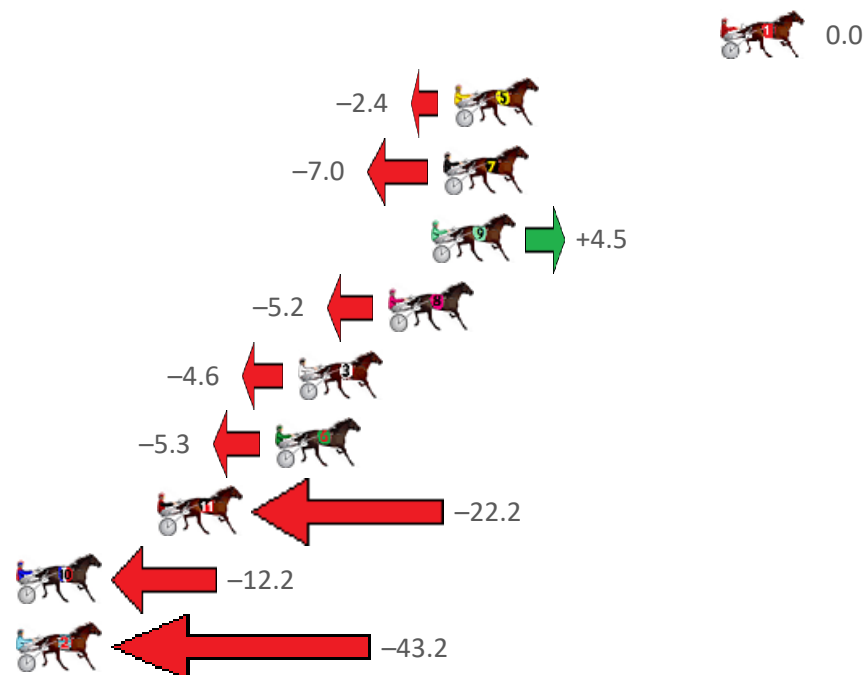
Albany Race 4 Distance 2265m

Saturday, 6 January 2024

Gross Time: 2:52.60 MileRate: 2:02.60 LeadTime: 47.20s First Qtr: 34.30s Second Qtr: 32.00s Third Qtr: 30.00s Fourth Qtr: 29.10s

NoHorse	Plc	Mar	800 Posi	400 Posi	Time	3rd Qtr	4th Qtr
1 BEYOND BLING	1	0.0m	0.0m (0)	0.0m (0)	2:52.60	30.00s	29.10s
5 DEEP BLUE	2	10.6m	8.2m (1)	3.2m (2)	2:53.41	29.64s	29.64s
7 ALEXANDRA THEGRE	3	11.0m	4.0m (0)	4.4m (0)	2:53.44	30.04s	29.58s
9 HIGHLY FLAMMABLE	4	11.5m	16.0m (1)	8.4m (2)	2:53.48	29.45s	29.32s
8 CRACKA TINNY	5	13.2m	8.0m (0)	9.2m (0)	2:53.61	30.09s	29.39s
3 IMMACHULATE	6	16.8m	12.2m (1)	12.0m (1)	2:53.88	29.99s	29.45s
6 BAZZA MAC	7	17.7m	12.4m (0)	14.0m (0)	2:53.95	30.12s	29.37s
11 OUR SURROGATE	8	22.4m	0.2m (1)	1.8m (1)	2:54.31	30.14s	30.59s
10 SPORTS CENTRAL	9	28.6m	16.4m (0)	16.2m (1)	2:54.78	30.00s	30.00s
2 STEP IT UP	10	47.4m	4.2m (1)	7.8m (1)	2:56.22	30.31s	31.96s

Finish Position and metres gained from 800m



PJ Harness Analyser

Sectional Analysis Software - Not just a formguide!

www.facebook.com/PJHarnessRacing



RISE Digital, Harness Racing Australia nor the provider accepts any responsibility for the completeness or accuracy of any of the information contained herein, and makes no representations about its suitability for any particular purpose. Users should make their own judgements about those matters and/or seek independent advice. You assume all risks associated with use of data provided on this page


Albany Race 5 Distance 1832m

Saturday, 6 January 2024

Gross Time: 2:15.50 MileRate: 1:59.00 LeadTime: 15.10s First Qtr: 32.40s Second Qtr: 30.20s Third Qtr: 28.90s Fourth Qtr: 28.90s

NoHorse	Plc	Mar	800 Posi	400 Posi	Time	3rd Qtr	4th Qtr
2 KOOLBARDI NAVAJO	1	0.0m	9.0m (1)	2.8m (2)	2:15.50	28.45s	28.70s
7 SPORTING GRACE	2	0.4m	4.4m (0)	4.0m (0)	2:15.53	28.87s	28.64s
1 ELLUCIFER	3	2.6m	0.0m (0)	0.0m (0)	2:15.70	28.90s	29.09s
9 POCKETFUL OF OPAL	4	3.1m	0.8m (1)	0.2m (1)	2:15.74	28.86s	29.11s
6 MILITARY STAR	5	4.0m	21.6m (1)	13.0m (0)	2:15.80	28.28s	28.25s
4 SANFORD BART	6	5.1m	4.8m (1)	4.4m (1)	2:15.89	28.87s	28.95s
8 SANFORD HARRY	7	7.5m	8.8m (0)	8.2m (0)	2:16.07	28.86s	28.85s
10 PINK PARADE	8	16.2m	17.6m (1)	13.8m (3)	2:16.73	28.63s	29.07s
5 RUSINOL	9	23.0m	12.8m (0)	11.4m (1)	2:17.24	28.80s	29.73s
3 SWANBOURNE SPUN	10	25.8m	13.2m (1)	13.0m (2)	2:17.46	28.89s	29.82s

Finish Position and metres gained from 800m



PJ Harness Analyser
Sectional Analysis Software – Not just a formguide!

www.facebook.com/PJHarnessRacing



RISE Digital, Harness Racing Australia nor the provider accepts any responsibility for the completeness or accuracy of any of the information contained herein, and makes no representations about its suitability for any particular purpose. Users should make their own judgements about those matters and/or seek independent advice. You assume all risks associated with use of data provided on this page


Albany Race 6 Distance 2265m

Saturday, 6 January 2024

Gross Time: 2:47.90 MileRate: 1:59.30 LeadTime: 46.60s First Qtr: 31.30s Second Qtr: 31.00s Third Qtr: 28.50s Fourth Qtr: 30.50s

NoHorse	Plc	Mar	800 Posi	400 Posi	Time	3rd Qtr	4th Qtr
1 FIREFLY	1	0.0m	0.0m (0)	0.0m (0)	2:47.90	28.50s	30.50s
2 REBLINE	2	0.1m	8.8m (1)	7.2m (2)	2:47.91	28.40s	29.96s
3 ROCKANDROLLARTIS	3	5.4m	4.2m (0)	4.2m (0)	2:48.33	28.50s	30.59s
5 KOLISI	4	9.0m	1.0m (1)	1.8m (1)	2:48.62	28.54s	31.05s
9 TRIPLE BRIE	5	10.6m	13.2m (1)	11.0m (1)	2:48.75	28.34s	30.47s
7 SHEHADI	6	11.2m	8.4m (0)	8.8m (0)	2:48.79	28.52s	30.68s
4 EYE BETTER	7	12.7m	4.8m (1)	3.2m (2)	2:48.91	28.36s	31.22s
6 BATAVIA STREAMLIN	8	20.8m	12.4m (0)	16.2m (0)	2:49.56	28.77s	30.85s

Finish Position and metres gained from 800m



PJ Harness Analyser

Sectional Analysis Software – Not just a formguide!

www.facebook.com/PJHarnessRacing



RISE Digital, Harness Racing Australia nor the provider accepts any responsibility for the completeness or accuracy of any of the information contained herein, and makes no representations about its suitability for any particular purpose. Users should make their own judgements about those matters and/or seek independent advice. You assume all risks associated with use of data provided on this page

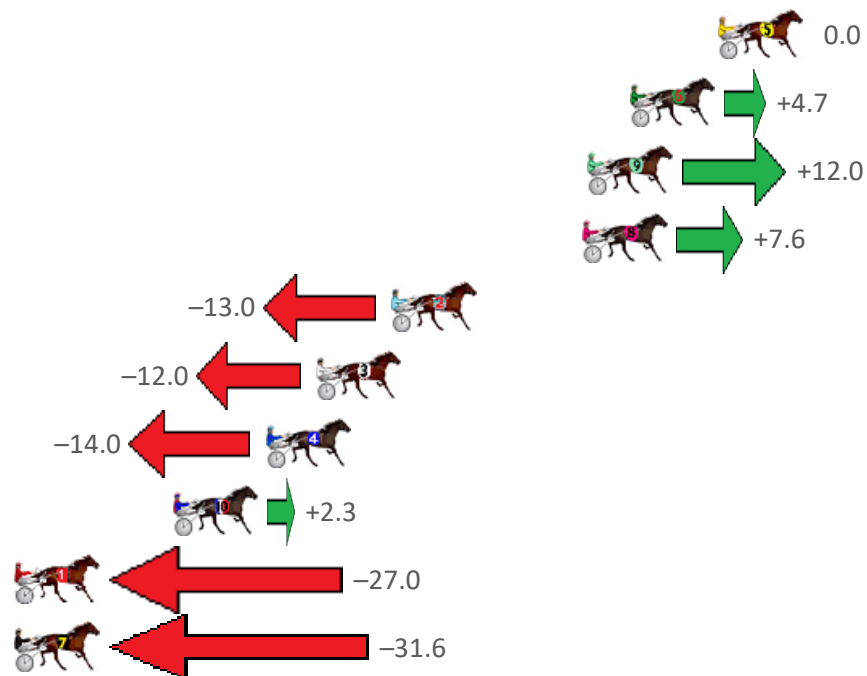
Albany Race 7 Distance 1832m

Saturday, 6 January 2024

Gross Time: 2:15.80 MileRate: 1:59.30 LeadTime: 14.70s First Qtr: 30.20s Second Qtr: 30.30s Third Qtr: 29.50s Fourth Qtr: 31.10s

NoHorse	Plc	Mar	800 Posi	400 Posi	Time	3rd Qtr	4th Qtr
5 LETS ROCK TONIGHT	1	0.0m	0.0m (1)	0.0m (1)	2:15.80	29.50s	31.10s
6 SECOND AMENDME	2	3.5m	8.2m (1)	8.0m (2)	2:16.08	29.49s	30.75s
9 HALF KIDDING	3	5.2m	17.2m (1)	12.2m (1)	2:16.22	29.14s	30.56s
8 SPEED FORCE	4	5.4m	13.0m (1)	6.8m (3)	2:16.24	29.04s	30.99s
2 CYBER STORM	5	13.0m	0.0m (0)	3.0m (0)	2:16.86	29.71s	31.87s
3 GRAPELLIES BOY	6	16.0m	4.0m (0)	7.0m (0)	2:17.10	29.71s	31.80s
4 MAJIC BAY	7	18.0m	4.0m (1)	6.4m (1)	2:17.26	29.66s	32.00s
10 MOVE OVER MISS	8	21.7m	24.0m (1)	12.2m (2)	2:17.56	28.59s	31.83s
1 SAVE THIS DANCE	9	36.2m	9.2m (0)	12.2m (0)	2:18.74	29.68s	32.96s
7 JAMANCO	10	45.6m	14.0m (0)	16.6m (1)	2:19.51	29.64s	33.34s

Finish Position and metres gained from 800m



PJ Harness Analyser
Sectional Analysis Software – Not just a formguide!

www.facebook.com/PJHarnessRacing



RISE Digital, Harness Racing Australia nor the provider accepts any responsibility for the completeness or accuracy of any of the information contained herein, and makes no representations about its suitability for any particular purpose. Users should make their own judgements about those matters and/or seek independent advice. You assume all risks associated with use of data provided on this page

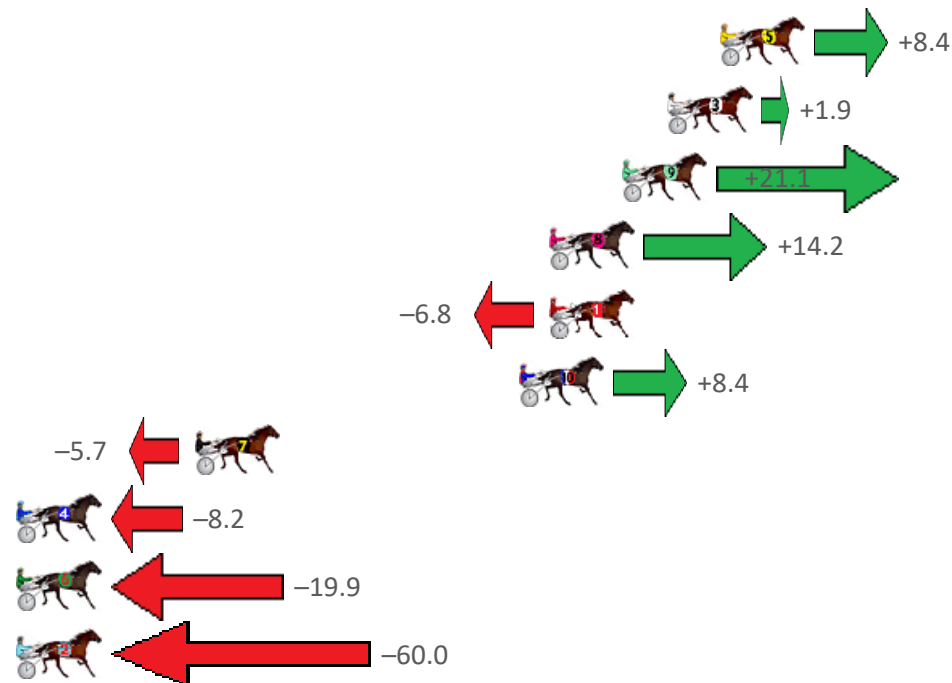
Albany Race 8 Distance 1832m

Saturday, 6 January 2024

Gross Time: 2:19.90 MileRate: 2:02.90 LeadTime: 14.80s First Qtr: 30.60s Second Qtr: 31.00s Third Qtr: 31.20s Fourth Qtr: 32.30s

NoHorse	Plc	Mar	800 Posi	400 Posi	Time	3rd Qtr	4th Qtr
5 BRIGGS ON BOND	1	0.0m	8.4m (0)	4.4m (0)	2:19.90	30.89s	31.95s
3 LIZZIE THORPE	2	2.1m	4.0m (0)	0.2m (1)	2:20.08	30.90s	32.45s
9 ON GOLDEN ROAD	3	3.9m	25.0m (1)	18.2m (3)	2:20.23	30.68s	31.15s
8 CAPPY THE FIREY	4	6.8m	21.0m (1)	14.4m (1)	2:20.47	30.69s	31.69s
1 ALTACHAERA	5	6.8m	0.0m (0)	0.0m (0)	2:20.47	31.19s	32.85s
10 FORTY SEVEN BLUE	6	8.0m	16.4m (1)	11.2m (0)	2:20.57	30.79s	32.04s
7 STORMBREAKER	7	20.9m	15.2m (0)	15.4m (0)	2:21.66	31.21s	32.74s
4 JUST A PET	8	29.0m	20.8m (0)	23.6m (0)	2:22.34	31.41s	32.73s
6 LUCY HELEN	9	32.1m	12.2m (1)	21.4m (2)	2:22.61	31.91s	33.16s
2 ESCAPEFROMREALIT	10	65.4m	5.4m (1)	18.4m (1)	2:25.41	32.16s	36.07s

Finish Position and metres gained from 800m



PJ Harness Analyser

Sectional Analysis Software – Not just a formguide!

www.facebook.com/PJHarnessRacing



RISE Digital, Harness Racing Australia nor the provider accepts any responsibility for the completeness or accuracy of any of the information contained herein, and makes no representations about its suitability for any particular purpose. Users should make their own judgements about those matters and/or seek independent advice. You assume all risks associated with use of data provided on this page