


Albany Race 1 Distance 2265m

Saturday, 13 January 2024

Gross Time: 2:54.50 MileRate: 2:04.00 LeadTime: 47.60s First Qtr: 31.90s Second Qtr: 31.00s Third Qtr: 31.60s Fourth Qtr: 32.40s

| NoHorse | Plc | Mar | 800 Posi | 400 Posi | Time | 3rd Qtr | 4th Qtr |
|---------------------|-----|--------|-----------|-----------|---------|---------|---------|
| 4 LIZZIE THORPE | 1 | 0.0m | 0.0m (0) | 0.0m (0) | 2:54.50 | 31.60s | 32.40s |
| 9 ON GOLDEN ROAD | 2 | 11.5m | 14.6m (1) | 17.4m (2) | 2:55.47 | 31.83s | 31.92s |
| 5 ALTACHAERA | 3 | 18.7m | 10.6m (1) | 12.2m (2) | 2:56.08 | 31.72s | 32.92s |
| 10 FORTY SEVEN BLUE | 4 | 35.8m | 19.0m (1) | 26.2m (1) | 2:57.53 | 32.16s | 33.17s |
| 1 STORMBREAKER | 5 | 43.6m | 4.8m (0) | 17.2m (0) | 2:58.19 | 32.56s | 34.53s |
| 7 CASSINI STAR | 6 | 44.4m | 6.6m (1) | 13.8m (1) | 2:58.25 | 32.14s | 34.86s |
| 6 BATAVIA NORTH | 7 | 50.1m | 24.8m (0) | 31.2m (1) | 2:58.74 | 32.09s | 33.92s |
| 2 LUCY HELEN | 8 | 52.9m | 2.6m (1) | 19.4m (1) | 2:58.97 | 32.90s | 35.10s |
| 3 BETTORPAYUP | 9 | 53.4m | 20.8m (0) | 33.0m (0) | 2:59.01 | 32.55s | 34.04s |
| 8 CAPPY THE FIREY | 10 | 197.0m | 16.6m (0) | 48.0m (0) | 3:11.16 | 33.95s | 44.40s |

Finish Position and metres gained from 800m



PJ Harness Analyser

Sectional Analysis Software – Not just a formguide!

www.facebook.com/PJHarnessRacing



RISE Digital, Harness Racing Australia nor the provider accepts any responsibility for the completeness or accuracy of any of the information contained herein, and makes no representations about its suitability for any particular purpose. Users should make their own judgements about those matters and/or seek independent advice. You assume all risks associated with use of data provided on this page

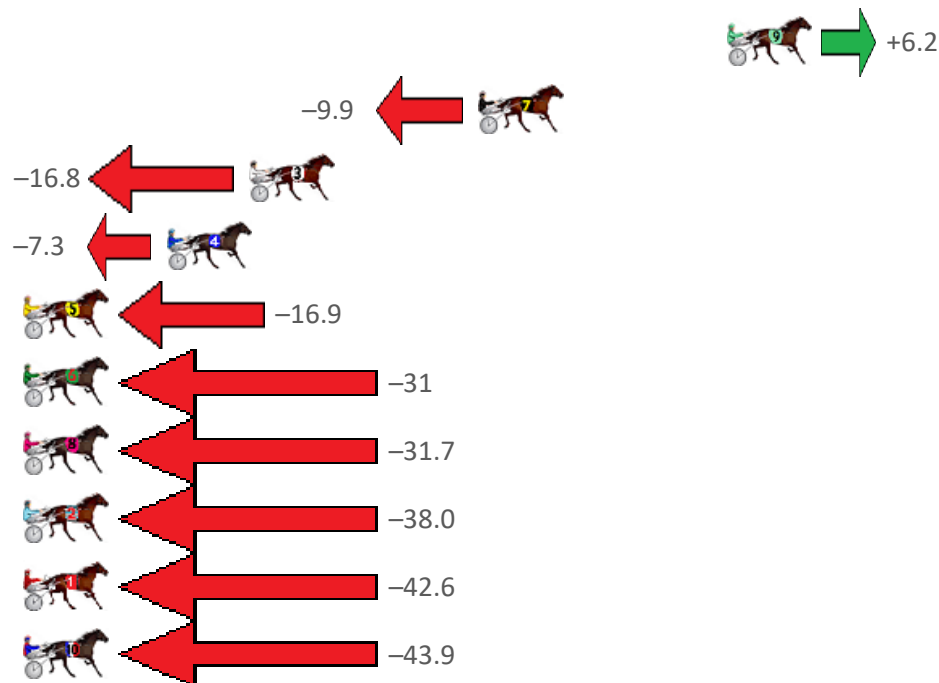
Albany Race 2 Distance 2265m

Saturday, 13 January 2024

Gross Time: 2:47.60 MileRate: 1:59.10 LeadTime: 46.50s First Qtr: 32.30s Second Qtr: 29.50s Third Qtr: 28.70s Fourth Qtr: 30.60s

| NoHorse | Plc | Mar | 800 Posi | 400 Posi | Time | 3rd Qtr | 4th Qtr |
|---------------------|-----|-------|-----------|-----------|---------|---------|---------|
| 9 HILARIOUS REIGN | 1 | 0.0m | 6.2m (1) | 0.8m (1) | 2:47.60 | 28.30s | 30.54s |
| 7 SPORTING GRACE | 2 | 9.9m | 0.0m (0) | 0.0m (0) | 2:48.39 | 28.68s | 31.35s |
| 3 POCKETFUL OF OPAL | 3 | 19.0m | 2.2m (1) | 10.2m (0) | 2:49.12 | 29.27s | 31.27s |
| 4 MILITARY STAR | 4 | 22.3m | 15.0m (1) | 13.6m (1) | 2:49.39 | 28.58s | 31.26s |
| 5 ELLUCIFER | 5 | 35.9m | 19.0m (1) | 18.6m (2) | 2:50.47 | 28.63s | 31.92s |
| 6 KOOLBARDI NAVAJO | 6 | 40.8m | 10.4m (1) | 12.6m (2) | 2:50.87 | 28.80s | 32.75s |
| 8 SANFORD BART | 7 | 44.3m | 12.6m (0) | 23.4m (0) | 2:51.15 | 29.45s | 32.19s |
| 2 HELLO GORGEOUS | 8 | 46.2m | 8.2m (0) | 19.2m (1) | 2:51.30 | 29.45s | 32.65s |
| 1 SANFORD HARRY | 9 | 46.6m | 4.0m (0) | 15.8m (0) | 2:51.33 | 29.50s | 32.94s |
| 10 THORIUM ENERGY | 10 | 67.3m | 23.4m (1) | 38.0m (0) | 2:52.99 | 29.71s | 32.83s |

Finish Position and metres gained from 800m



PJ Harness Analyser

Sectional Analysis Software – Not just a formguide!

www.facebook.com/PJHarnessRacing



RISE Digital, Harness Racing Australia nor the provider accepts any responsibility for the completeness or accuracy of any of the information contained herein, and makes no representations about its suitability for any particular purpose. Users should make their own judgements about those matters and/or seek independent advice. You assume all risks associated with use of data provided on this page

Albany Race 3 Distance 2265m

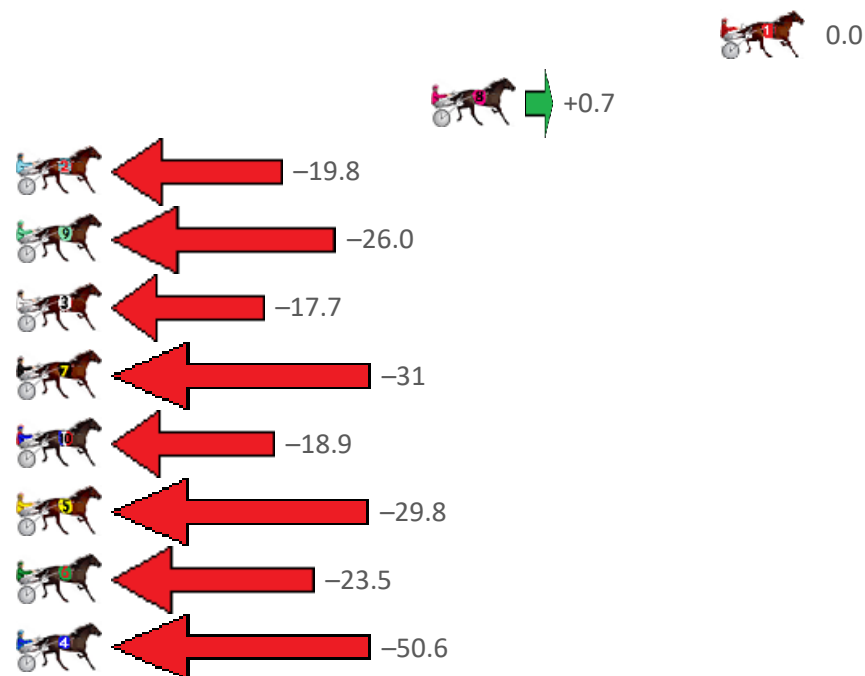
Saturday, 13 January 2024

Gross Time: 2:51.20 MileRate: 2:01.60 LeadTime: 48.60s First Qtr: 31.90s Second Qtr: 30.60s Third Qtr: 30.10s Fourth Qtr: 30.00s

| NoHorse | Plc | Mar | 800 Posi | 400 Posi | Time | 3rd Qtr | 4th Qtr |
|---------|-----|-----|----------|----------|------|---------|---------|
|---------|-----|-----|----------|----------|------|---------|---------|

| | | | | | | | |
|--------------------|----|-------|-----------|-----------|---------|--------|--------|
| 1 HIGHLY FLAMMABLE | 1 | 0.0m | 0.0m (0) | 0.0m (0) | 2:51.20 | 30.10s | 30.00s |
| 8 OUR SURROGATE | 2 | 11.5m | 12.2m (0) | 10.0m (2) | 2:52.10 | 29.94s | 30.11s |
| 2 RUSINOL | 3 | 28.0m | 8.2m (0) | 10.0m (0) | 2:53.40 | 30.24s | 31.34s |
| 9 SHEHADI | 4 | 33.0m | 7.0m (1) | 5.8m (1) | 2:53.79 | 30.01s | 32.03s |
| 3 SPORTS CENTRAL | 5 | 34.1m | 16.4m (1) | 14.8m (1) | 2:53.88 | 29.98s | 31.44s |
| 7 FIRST AIRBORNE | 6 | 34.5m | 4.0m (0) | 5.0m (0) | 2:53.91 | 30.18s | 32.20s |
| 10 CRACKA TINNY | 7 | 35.1m | 16.2m (0) | 14.4m (0) | 2:53.96 | 29.97s | 31.54s |
| 5 DEEP BLUE | 8 | 40.8m | 11.0m (1) | 5.6m (2) | 2:54.41 | 29.70s | 32.63s |
| 6 GRAPELLIES BOY | 9 | 43.7m | 20.2m (0) | 18.8m (0) | 2:54.63 | 30.00s | 31.86s |
| 4 RECOVER LOVER | 10 | 95.6m | 45.0m (0) | 65.0m (0) | 2:58.71 | 31.60s | 32.28s |

Finish Position and metres gained from 800m



PJ Harness Analyser

Sectional Analysis Software – Not just a formguide!

www.facebook.com/PJHarnessRacing



RISE Digital, Harness Racing Australia nor the provider accepts any responsibility for the completeness or accuracy of any of the information contained herein, and makes no representations about its suitability for any particular purpose. Users should make their own judgements about those matters and/or seek independent advice. You assume all risks associated with use of data provided on this page

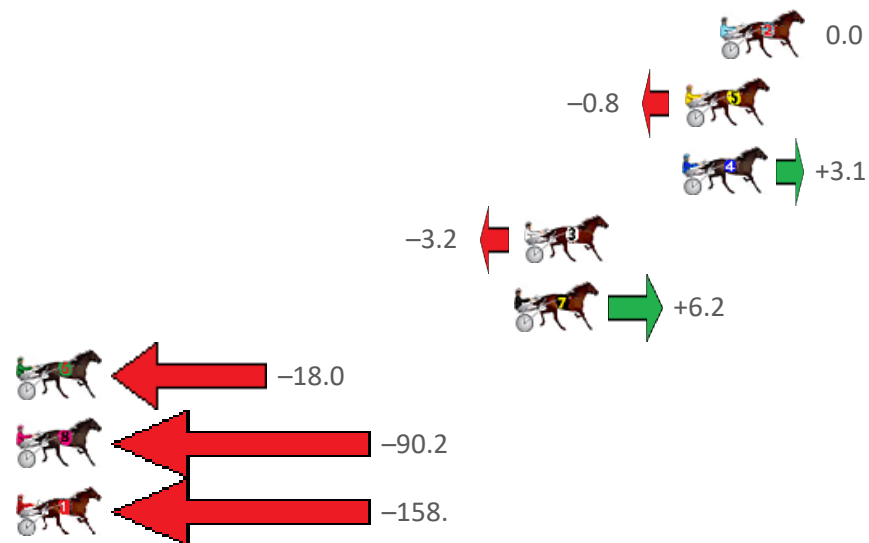
Albany Race 4 Distance 2690m

Saturday, 13 January 2024

Gross Time: 3:21.60 MileRate: 2:00.60 LeadTime: 80.30s First Qtr: 31.40s Second Qtr: 29.30s Third Qtr: 29.80s Fourth Qtr: 30.80s

| NoHorse | Plc | Mar | 800 Posi | 400 Posi | Time | 3rd Qtr | 4th Qtr |
|--------------------|-----|--------|-----------|-----------|---------|---------|---------|
| 2 FIREFLY | 1 | 0.0m | 0.0m (0) | 0.0m (0) | 3:21.60 | 29.80s | 30.80s |
| 5 JACKPOT JOE | 2 | 1.4m | 0.6m (1) | 0.2m (1) | 3:21.71 | 29.77s | 30.89s |
| 4 KOLISI | 3 | 1.5m | 4.6m (1) | 4.2m (1) | 3:21.72 | 29.77s | 30.59s |
| 3 ROCKANDROLLARTIS | 4 | 7.8m | 4.6m (0) | 4.0m (0) | 3:22.23 | 29.75s | 31.09s |
| 7 BEYOND BLING | 5 | 8.2m | 14.4m (0) | 11.2m (1) | 3:22.26 | 29.56s | 30.57s |
| 6 TRIPLE BRIE | 6 | 30.8m | 12.8m (1) | 25.0m (0) | 3:24.08 | 30.71s | 31.24s |
| 8 EYE BETTER | 7 | 98.8m | 8.6m (1) | 45.0m (0) | 3:29.56 | 32.48s | 34.92s |
| 1 REBLINE | 8 | 167.5m | 9.0m (0) | 70.0m (0) | 3:35.10 | 34.27s | 38.27s |

Finish Position and metres gained from 800m



PJ Harness Analyser

Sectional Analysis Software - Not just a formguide!

www.facebook.com/PJHarnessRacing



RISE Digital, Harness Racing Australia nor the provider accepts any responsibility for the completeness or accuracy of any of the information contained herein, and makes no representations about its suitability for any particular purpose. Users should make their own judgements about those matters and/or seek independent advice. You assume all risks associated with use of data provided on this page


Albany Race 5 Distance 1832m

Saturday, 13 January 2024

Gross Time: 2:16.30 MileRate: 1:59.70 LeadTime: 14.40s First Qtr: 32.50s Second Qtr: 31.00s Third Qtr: 29.40s Fourth Qtr: 29.00s

| NoHorse | Plc | Mar | 800 Posi | 400 Posi | Time | 3rd Qtr | 4th Qtr |
|---------------------|-----|-------|-----------|-----------|---------|---------|---------|
| 4 CHILLIN | 1 | 0.0m | 0.0m (1) | 0.0m (1) | 2:16.30 | 29.40s | 29.00s |
| 7 ALTA FREEWAY | 2 | 2.6m | 4.6m (0) | 4.6m (0) | 2:16.50 | 29.40s | 28.86s |
| 6 YOUR GRACE | 3 | 7.6m | 8.0m (1) | 8.6m (1) | 2:16.88 | 29.44s | 28.93s |
| 9 LIQUIDATOR | 4 | 19.0m | 12.4m (1) | 13.4m (1) | 2:17.75 | 29.48s | 29.40s |
| 2 MUMMAS LITTLE ST | 5 | 19.7m | 4.2m (1) | 4.6m (1) | 2:17.80 | 29.44s | 30.09s |
| 1 THE BEACH MASTER | 6 | 20.2m | 0.6m (0) | 0.0m (0) | 2:17.84 | 29.37s | 30.46s |
| 5 DIAMOND DANCE | 7 | 22.5m | 16.4m (1) | 17.4m (1) | 2:18.01 | 29.48s | 29.37s |
| 10 INFRINGEMENTNOTI | 8 | 29.9m | 19.8m (0) | 22.2m (1) | 2:18.58 | 29.58s | 29.56s |
| 8 THIS TIME JACKO | 9 | 31.9m | 9.4m (0) | 9.6m (0) | 2:18.73 | 29.43s | 30.61s |
| 3 ANYLOVEISGOODLO | 10 | 76.7m | 13.8m (0) | 18.0m (0) | 2:22.14 | 29.73s | 33.23s |

Finish Position and metres gained from 800m



PJ Harness Analyser

Sectional Analysis Software – Not just a formguide!

www.facebook.com/PJHarnessRacing



RISE Digital, Harness Racing Australia nor the provider accepts any responsibility for the completeness or accuracy of any of the information contained herein, and makes no representations about its suitability for any particular purpose. Users should make their own judgements about those matters and/or seek independent advice. You assume all risks associated with use of data provided on this page


Albany Race 6 Distance 1832m

Saturday, 13 January 2024

Gross Time: 2:18.40 MileRate: 2:01.60 LeadTime: 14.60s First Qtr: 32.50s Second Qtr: 31.20s Third Qtr: 29.60s Fourth Qtr: 30.50s

| NoHorse | Plc | Mar | 800 Posi | 400 Posi | Time | 3rd Qtr | 4th Qtr |
|------------------|-----|-------|-----------|-----------|---------|---------|---------|
| 4 PINK PARADE | 1 | 0.0m | 1.2m (1) | 0.0m (0) | 2:18.40 | 29.51s | 30.50s |
| 1 HALF KIDDING | 2 | 0.8m | 5.6m (1) | 4.6m (1) | 2:18.46 | 29.53s | 30.21s |
| 6 SPEED FORCE | 3 | 9.1m | 12.6m (2) | 10.4m (3) | 2:19.13 | 29.44s | 30.40s |
| 8 CYBER STORM | 4 | 13.3m | 9.6m (1) | 10.4m (1) | 2:19.46 | 29.66s | 30.72s |
| 5 IMMACHULATE | 5 | 14.0m | 12.6m (0) | 14.8m (1) | 2:19.52 | 29.77s | 30.44s |
| 10 SUB MARINER | 6 | 14.8m | 14.0m (1) | 14.4m (2) | 2:19.58 | 29.63s | 30.53s |
| 9 BAZZA MAC | 7 | 20.2m | 8.2m (2) | 6.8m (2) | 2:20.01 | 29.48s | 31.52s |
| 7 MOVE OVER MISS | 8 | 22.9m | 8.4m (0) | 16.4m (0) | 2:20.23 | 30.19s | 30.99s |
| 3 UNEARTHED | 9 | 26.1m | 4.4m (0) | 12.2m (0) | 2:20.48 | 30.17s | 31.55s |
| 2 STEP IT UP | 10 | 49.9m | 0.0m (0) | 8.2m (0) | 2:22.38 | 30.17s | 33.66s |

Finish Position and metres gained from 800m



PJ Harness Analyser

Sectional Analysis Software – Not just a formguide!

www.facebook.com/PJHarnessRacing



RISE Digital, Harness Racing Australia nor the provider accepts any responsibility for the completeness or accuracy of any of the information contained herein, and makes no representations about its suitability for any particular purpose. Users should make their own judgements about those matters and/or seek independent advice. You assume all risks associated with use of data provided on this page

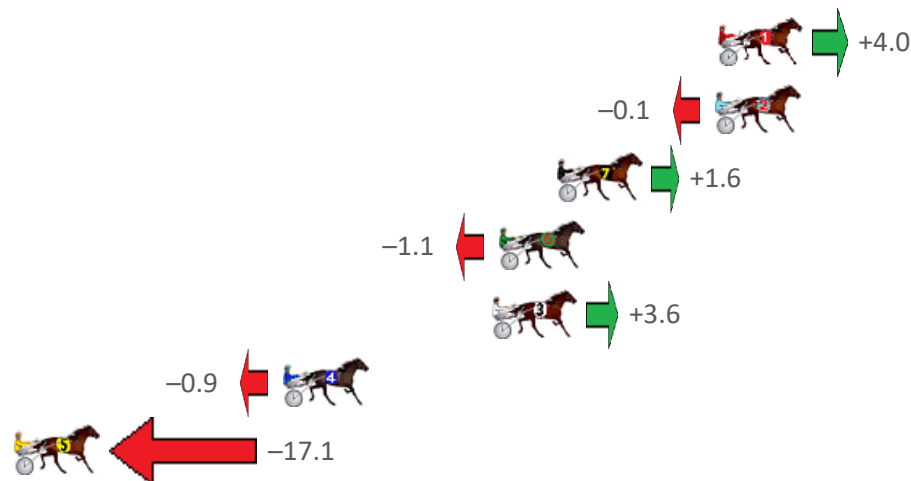
Albany Race 7 Distance 1832m

Saturday, 13 January 2024

Gross Time: 2:19.00 MileRate: 2:02.10 LeadTime: 15.00s First Qtr: 32.50s Second Qtr: 31.80s Third Qtr: 30.10s Fourth Qtr: 29.60s

| NoHorse | Plc | Mar | 800 Posi | 400 Posi | Time | 3rd Qtr | 4th Qtr |
|---------------------|-----|-------|-----------|-----------|---------|---------|---------|
| 1 PUSHBUTTON ROCK | 1 | 0.0m | 4.0m (0) | 4.4m (0) | 2:19.00 | 30.13s | 29.28s |
| 2 STATE MY CASE | 2 | 0.1m | 0.0m (0) | 0.0m (0) | 2:19.01 | 30.10s | 29.61s |
| 7 SANFORD SHIRLEY | 3 | 6.4m | 8.0m (0) | 8.6m (1) | 2:19.50 | 30.14s | 29.44s |
| 6 LOWLANDS BEACH B | 4 | 8.7m | 7.6m (1) | 3.2m (1) | 2:19.68 | 29.78s | 30.00s |
| 3 CODENAME ELLIOT | 5 | 9.0m | 12.6m (0) | 9.6m (0) | 2:19.70 | 29.88s | 29.56s |
| 4 ABSOLUTE ROCK STA | 6 | 17.3m | 16.4m (0) | 14.6m (0) | 2:20.34 | 29.97s | 29.80s |
| 5 THE WHIZZER | 7 | 39.3m | 22.2m (0) | 26.0m (0) | 2:22.05 | 30.39s | 30.58s |

Finish Position and metres gained from 800m



PJ Harness Analyser

Sectional Analysis Software – Not just a formguide!

www.facebook.com/PJHarnessRacing



RISE Digital, Harness Racing Australia nor the provider accepts any responsibility for the completeness or accuracy of any of the information contained herein, and makes no representations about its suitability for any particular purpose. Users should make their own judgements about those matters and/or seek independent advice. You assume all risks associated with use of data provided on this page