


Albany Race 1 Distance 1832m

Saturday, 20 January 2024

Gross Time: 2:13.90 MileRate: 1:57.60 LeadTime: 14.20s First Qtr: 29.40s Second Qtr: 28.70s Third Qtr: 29.50s Fourth Qtr: 32.10s

NoHorse	Plc	Mar	800 Posi	400 Posi	Time	3rd Qtr	4th Qtr
3 PRINCESS KATIE	1	0.0m	0.0m (0)	0.0m (0)	2:13.90	29.50s	32.10s
6 BAZAAR PACKAGE	2	17.1m	0.6m (1)	8.2m (0)	2:15.33	30.05s	32.81s
4 ALTA MAGUIRE	3	28.3m	14.6m (1)	28.6m (0)	2:16.27	30.57s	32.08s
5 MY GRAND ANGUS	4	36.2m	39.0m (0)	37.4m (1)	2:16.93	29.38s	32.00s
1 LOWLANDS BEACH B	5	39.2m	21.2m (1)	40.0m (0)	2:17.18	30.94s	32.04s
7 FUNKY MUSIC	6	56.9m	29.6m (1)	47.0m (0)	2:18.67	30.80s	32.89s
2 SANFORD SHIRLEY	7	117.9m	16.4m (0)	65.0m (0)	2:23.78	33.05s	36.32s

Finish Position and metres gained from 800m



PJ Harness Analyser

Sectional Analysis Software – Not just a formguide!

www.facebook.com/PJHarnessRacing



RISE Digital, Harness Racing Australia nor the provider accepts any responsibility for the completeness or accuracy of any of the information contained herein, and makes no representations about its suitability for any particular purpose. Users should make their own judgements about those matters and/or seek independent advice. You assume all risks associated with use of data provided on this page

Albany Race 2 Distance 2265m

Saturday, 20 January 2024

Gross Time: 2:46.60 MileRate: 1:58.40 LeadTime: 45.40s First Qtr: 30.60s Second Qtr: 30.00s Third Qtr: 29.30s Fourth Qtr: 31.30s

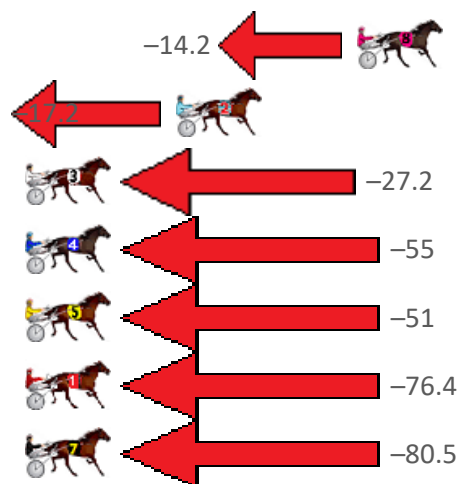
NoHorse	Plc	Mar	800 Posi	400 Posi	Time	3rd Qtr	4th Qtr
6 CHILLIN	1	0.0m	0.0m (0)	0.0m (0)	2:46.60	29.30s	31.30s

8 STAR GLANCE	2	14.8m	0.6m (1)	3.2m (1)	2:47.81	29.47s	32.20s
2 DIAMOND DANCE	3	22.0m	4.8m (1)	10.6m (0)	2:48.40	29.71s	32.19s
3 YOUR GRACE	4	31.2m	4.0m (0)	4.2m (0)	2:49.15	29.25s	33.40s
4 INFRINGEMENTNOTI	5	66.9m	12.6m (1)	26.0m (1)	2:52.07	30.21s	34.48s
5 CYBER STORM	6	68.7m	17.8m (1)	27.0m (2)	2:52.22	29.89s	34.54s
1 MUMMAS LITTLE ST	7	86.6m	10.2m (0)	29.6m (0)	2:53.68	30.62s	35.74s
7 GRAPELLIES BOY	8	94.9m	14.4m (0)	32.2m (1)	2:54.36	30.48s	36.18s

Finish Position and metres gained from 800m



0.0



PJ Harness Analyser

Sectional Analysis Software – Not just a formguide!

www.facebook.com/PJHarnessRacing



RISE Digital, Harness Racing Australia nor the provider accepts any responsibility for the completeness or accuracy of any of the information contained herein, and makes no representations about its suitability for any particular purpose. Users should make their own judgements about those matters and/or seek independent advice. You assume all risks associated with use of data provided on this page

Albany Race 3 Distance 2265m

Saturday, 20 January 2024

Gross Time: 2:51.80 MileRate: 2:02.10 LeadTime: 49.80s First Qtr: 33.60s Second Qtr: 30.50s Third Qtr: 29.20s Fourth Qtr: 28.70s

NoHorse	Plc	Mar	800 Posi	400 Posi	Time	3rd Qtr	4th Qtr
1 IDEAL TOMADO	1	0.0m	0.0m (0)	0.0m (0)	2:51.80	29.20s	28.70s

2 OUR SURROGATE	2	6.8m	4.0m (0)	4.2m (0)	2:52.31	29.22s	28.89s
-----------------	---	------	----------	----------	---------	--------	--------

8 HELLO GORGEOUS	3	19.3m	12.4m (0)	13.4m (0)	2:53.25	29.28s	29.12s
------------------	---	-------	-----------	-----------	---------	--------	--------

6 LETS ROCK TONIGHT	4	19.7m	1.4m (1)	3.8m (1)	2:53.28	29.38s	29.83s
---------------------	---	-------	----------	----------	---------	--------	--------

7 DEEP BLUE	5	20.1m	8.2m (0)	8.4m (0)	2:53.31	29.22s	29.53s
-------------	---	-------	----------	----------	---------	--------	--------

3 TINSELTOWN	6	24.7m	14.0m (1)	12.2m (3)	2:53.66	29.08s	29.59s
--------------	---	-------	-----------	-----------	---------	--------	--------

4 SHEHADI	7	25.9m	10.0m (1)	11.4m (2)	2:53.75	29.31s	29.73s
-----------	---	-------	-----------	-----------	---------	--------	--------

5 BATAVIA STREAMLIN	8	26.6m	5.4m (1)	8.4m (1)	2:53.80	29.43s	30.00s
---------------------	---	-------	----------	----------	---------	--------	--------

Finish Position and metres gained from 800m



PJ Harness Analyser

Sectional Analysis Software – Not just a formguide!

www.facebook.com/PJHarnessRacing



RISE Digital, Harness Racing Australia nor the provider accepts any responsibility for the completeness or accuracy of any of the information contained herein, and makes no representations about its suitability for any particular purpose. Users should make their own judgements about those matters and/or seek independent advice. You assume all risks associated with use of data provided on this page

Albany Race 4 Distance 2265m

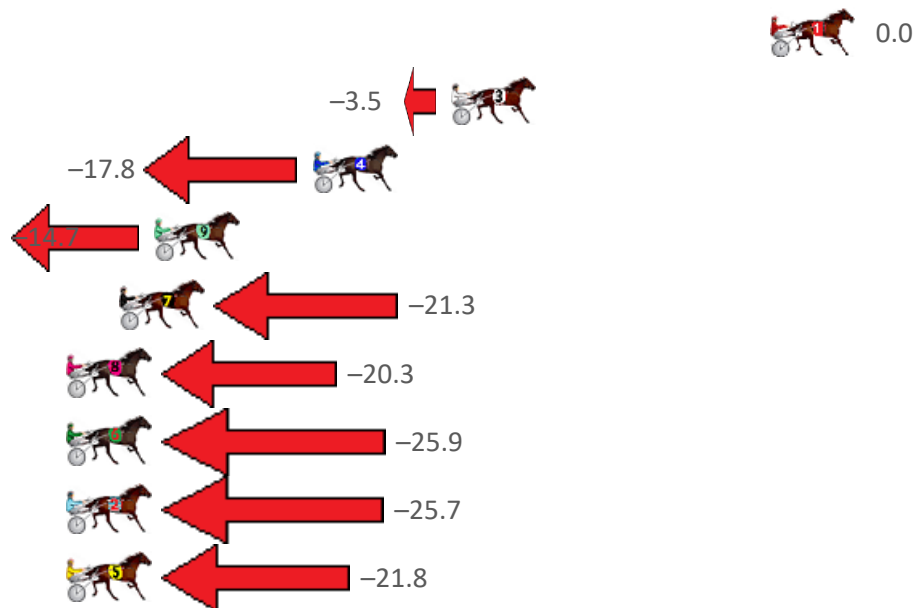
Saturday, 20 January 2024

Gross Time: 2:50.20 MileRate: 2:00.90 LeadTime: 49.30s First Qtr: 33.20s Second Qtr: 30.00s Third Qtr: 28.00s Fourth Qtr: 29.70s

NoHorse	Plc	Mar	800 Posi	400 Posi	Time	3rd Qtr	4th Qtr
---------	-----	-----	----------	----------	------	---------	---------

1 KOOLBARDI NAVAJO	1	0.0m	0.0m (0)	0.0m (0)	2:50.20	28.00s	29.70s
3 SANFORD BART	2	12.7m	9.2m (1)	13.8m (1)	2:51.19	28.33s	29.62s
4 POCKETFUL OF OPAL	3	18.2m	0.4m (1)	2.0m (1)	2:51.62	28.08s	30.90s
9 SANFORD HARRY	4	24.5m	9.8m (2)	8.4m (2)	2:52.11	27.87s	30.89s
7 THE BEACH MASTER	5	25.9m	4.6m (0)	6.0m (0)	2:52.22	28.06s	31.17s
8 PINK PARADE	6	29.1m	8.8m (0)	11.2m (0)	2:52.46	28.13s	31.02s
6 SPORTING GRACE	7	29.7m	3.8m (2)	2.8m (2)	2:52.51	27.87s	31.69s
2 HALF KIDDING	8	30.9m	5.2m (1)	7.0m (1)	2:52.61	28.08s	31.46s
5 HUMDINGER	9	37.2m	15.4m (1)	18.4m (0)	2:53.10	28.18s	31.09s

Finish Position and metres gained from 800m



PJ Harness Analyser

Sectional Analysis Software – Not just a formguide!

www.facebook.com/PJHarnessRacing



RISE Digital, Harness Racing Australia nor the provider accepts any responsibility for the completeness or accuracy of any of the information contained herein, and makes no representations about its suitability for any particular purpose. Users should make their own judgements about those matters and/or seek independent advice. You assume all risks associated with use of data provided on this page

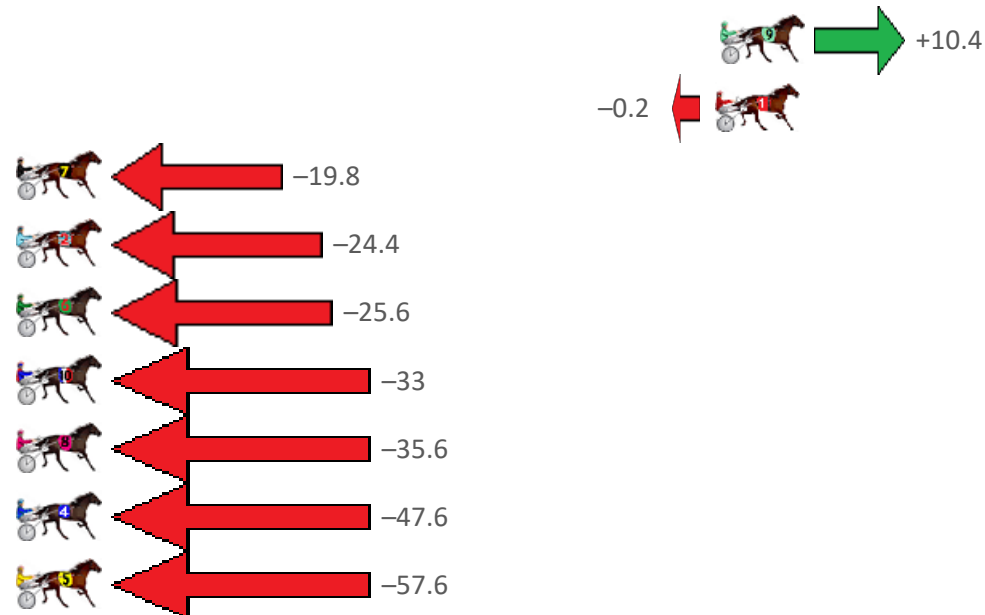
Albany Race 5 Distance 2690m

Saturday, 20 January 2024

Gross Time: 3:17.20 MileRate: 1:58.00 LeadTime: 78.90s First Qtr: 30.40s Second Qtr: 29.80s Third Qtr: 29.00s Fourth Qtr: 29.10s

NoHorse	Plc	Mar	800 Posi	400 Posi	Time	3rd Qtr	4th Qtr
9 LIL HAPPY FELLA	1	0.0m	10.4m (1)	3.0m (1)	3:17.20	28.47s	28.88s
1 CHASING HILL	2	0.2m	0.0m (0)	0.0m (0)	3:17.22	29.00s	29.11s
7 FIREFLY	3	29.4m	9.6m (0)	9.8m (0)	3:19.44	29.01s	30.52s
2 ROCKANDROLLARTIS	4	29.6m	5.2m (0)	5.2m (0)	3:19.46	29.00s	30.87s
6 KOLISI	5	44.2m	18.6m (1)	15.6m (0)	3:20.57	28.78s	31.17s
10 TRIPLE BRIE	6	47.3m	14.8m (1)	15.4m (2)	3:20.81	29.04s	31.41s
8 BEYOND BLING	7	50.2m	14.6m (0)	15.6m (1)	3:21.03	29.07s	31.60s
4 HIGHLY FLAMMABLE	8	54.0m	6.4m (1)	10.8m (2)	3:21.32	29.31s	32.23s
5 JACKPOT JOE	9	60.0m	2.4m (1)	11.0m (1)	3:21.78	29.61s	32.64s

Finish Position and metres gained from 800m



PJ Harness Analyser

Sectional Analysis Software – Not just a formguide!

www.facebook.com/PJHarnessRacing



RISE Digital, Harness Racing Australia nor the provider accepts any responsibility for the completeness or accuracy of any of the information contained herein, and makes no representations about its suitability for any particular purpose. Users should make their own judgements about those matters and/or seek independent advice. You assume all risks associated with use of data provided on this page


Albany Race 6 Distance 1832m

Saturday, 20 January 2024

Gross Time: 2:17.00 MileRate: 2:00.40 LeadTime: 14.50s First Qtr: 30.40s Second Qtr: 30.60s Third Qtr: 31.10s Fourth Qtr: 30.40s

NoHorse	Plc	Mar	800 Posi	400 Posi	Time	3rd Qtr	4th Qtr
2 BAZZA MAC	1	0.0m	4.4m (0)	4.0m (0)	2:17.00	31.07s	30.10s
7 STEP IT UP	2	0.5m	8.6m (0)	8.0m (0)	2:17.04	31.05s	29.83s
9 CRACKA TINNY	3	2.5m	10.2m (1)	10.4m (1)	2:17.20	31.11s	29.80s
1 SPEED FORCE	4	3.1m	0.0m (0)	0.0m (0)	2:17.25	31.10s	30.63s
8 SPORTS CENTRAL	5	9.9m	6.4m (1)	5.8m (2)	2:17.79	31.06s	30.71s
10 SUB MARINER	6	16.2m	13.0m (0)	12.2m (0)	2:18.29	31.04s	30.70s
4 UNEARTHED	7	23.1m	14.2m (1)	14.6m (1)	2:18.84	31.14s	31.04s
6 SAVE THIS DANCE	8	23.3m	17.4m (0)	17.4m (0)	2:18.85	31.11s	30.85s
3 MOVE OVER MISS	9	24.8m	25.0m (0)	18.4m (1)	2:18.97	30.60s	30.88s
5 HEAVENLY BLISS	10	32.0m	2.4m (1)	2.8m (1)	2:19.55	31.16s	32.61s

Finish Position and metres gained from 800m



PJ Harness Analyser
Sectional Analysis Software – Not just a formguide!

www.facebook.com/PJHarnessRacing



RISE Digital, Harness Racing Australia nor the provider accepts any responsibility for the completeness or accuracy of any of the information contained herein, and makes no representations about its suitability for any particular purpose. Users should make their own judgements about those matters and/or seek independent advice. You assume all risks associated with use of data provided on this page

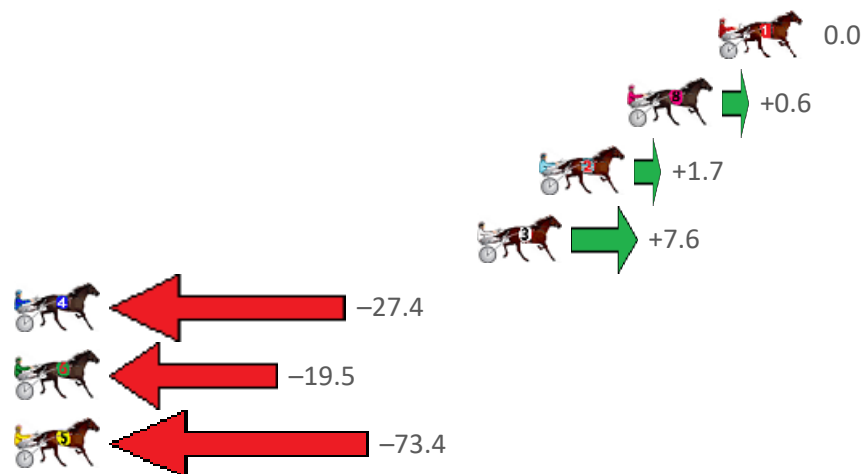
Albany Race 7 Distance 2265m

Saturday, 20 January 2024

Gross Time: 2:56.50 MileRate: 2:05.40 LeadTime: 50.50s First Qtr: 33.60s Second Qtr: 30.70s Third Qtr: 30.70s Fourth Qtr: 31.00s

NoHorse	Plc	Mar	800 Posi	400 Posi	Time	3rd Qtr	4th Qtr
1 QUINTESSANCE	1	0.0m	0.0m (0)	0.0m (0)	2:56.50	30.70s	31.00s
8 ON GOLDEN ROAD	2	3.6m	4.2m (0)	4.2m (0)	2:56.79	30.70s	30.95s
2 BATAVIA NORTH	3	7.1m	8.8m (0)	8.2m (0)	2:57.08	30.65s	30.92s
3 CHALKY WHITE	4	9.6m	17.2m (1)	13.0m (0)	2:57.28	30.38s	30.74s
4 ALTACHAERA	5	35.8m	8.4m (1)	5.0m (1)	2:59.40	30.43s	33.37s
6 BETTORPAYUP	6	44.3m	24.8m (0)	29.0m (0)	3:00.09	31.02s	32.18s
5 STORMBREAKER	7	77.2m	3.8m (1)	12.6m (1)	3:02.76	31.35s	35.98s

Finish Position and metres gained from 800m







Harness Analyser

Sectional Analysis Software – Not just a formguide!

www.facebook.com/PJHarnessRacing



RISE Digital, Harness Racing Australia nor the provider accepts any responsibility for the completeness or accuracy of any of the information contained herein, and makes no representations about its suitability for any particular purpose. Users should make their own judgements about those matters and/or seek independent advice. You assume all risks associated with use of data provided on this page