

# Albany Race 1 Distance 2265m

Friday, 16 February 2024


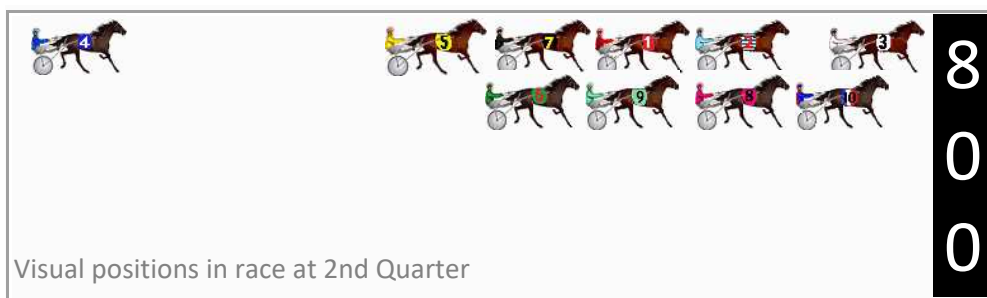
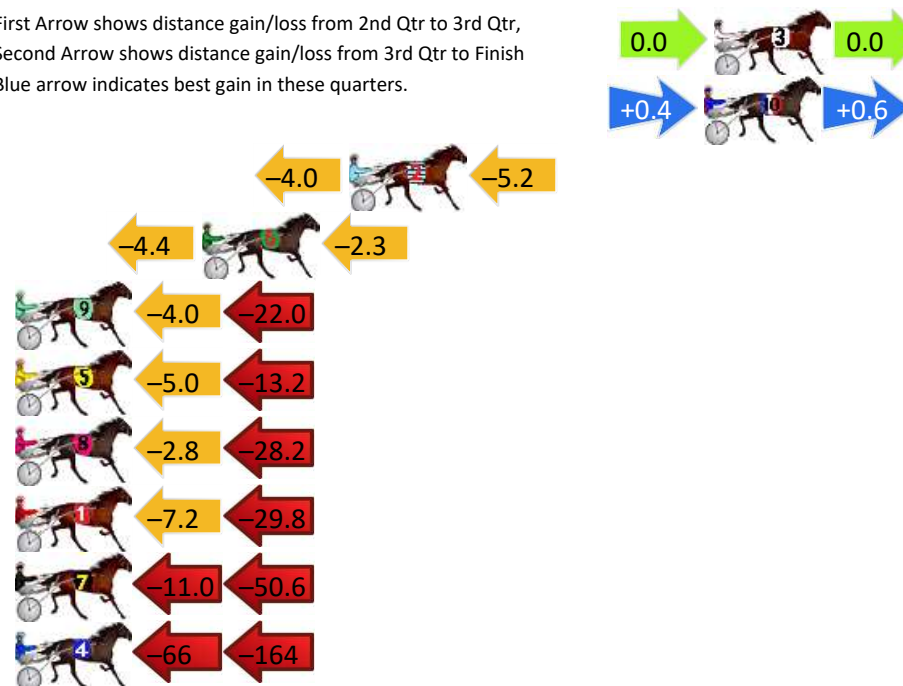
Gross Time: 2:53.70 MileRate: 2:03.40 LeadTime: 52.00s First Qtr: 30.90s Second Qtr: 31.20s Third Qtr: 29.60s Fourth Qtr: 30.00s

DATA TABLE: 800 / 400 Posi's are position from leader and (how wide the horse was at that position)

No	Horse	Plc	Mar	800 Posi	400 Posi	Time	3rd Qtr	4th Qt
3	JUST A PET	1	0.0m	0.0m (0)	0.0m (0)	2:53.70	29.60s	30.00s
10	PECUNIOUS	2	0.4m	1.4m (1)	1.0m (1)	2:53.73	29.57s	29.96s
2	LUCY HELEN	3	14.6m	5.4m (0)	9.4m (0)	2:54.85	29.89s	30.39s
6	ON GOLDEN ROAD	4	20.5m	13.8m (1)	18.2m (1)	2:55.31	29.92s	30.17s
9	BATAVIA NORTH	5	35.8m	9.8m (1)	13.8m (1)	2:56.51	29.89s	31.64s
5	STORMBREAKER	6	36.0m	17.8m (0)	22.8m (1)	2:56.53	29.96s	30.98s
8	CASSINI STAR	7	36.4m	5.4m (1)	8.2m (1)	2:56.56	29.79s	32.10s
1	BETTORPAYUP	8	46.4m	9.4m (0)	16.6m (0)	2:57.35	30.12s	32.22s
7	TOP SHELF JAMIESON	9	75.0m	13.4m (0)	24.4m (0)	2:59.59	30.39s	33.77s
4	SHEEZ BILLIE	10	263.5m	34.0m (0)	100.0m (0)	3:14.41	34.41s	42.19s

## Finish Position and metres gained

First Arrow shows distance gain/loss from 2nd Qtr to 3rd Qtr, Second Arrow shows distance gain/loss from 3rd Qtr to Finish Blue arrow indicates best gain in these quarters.



# Albany Race 2 Distance 2265m

Friday, 16 February 2024

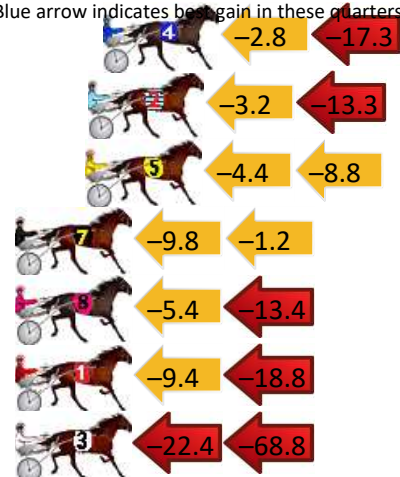
Gross Time: 2:48.60 MileRate: 1:59.80 LeadTime: 48.00s First Qtr: 30.70s Second Qtr: 30.00s Third Qtr: 29.30s Fourth Qtr: 30.60s

DATA TABLE: 800 / 400 Posi's are position from leader and (how wide the horse was at that position)

NoHorse	Plc	Mar	800 Posi	400 Posi	Time	3rd Qtr	4th Qt
6 BAZAAR PACKAGE	1	0.0m	0.0m (0)	0.0m (0)	2:48.60	29.30s	30.60s
4 INFRINGEMENTNOTICE	2	24.5m	4.4m (0)	7.2m (0)	2:50.56	29.48s	31.92s
2 GALEOCERDO CUVIER	3	25.1m	8.6m (0)	11.8m (0)	2:50.61	29.52s	31.61s
5 DIAMOND DANCE	4	25.2m	12.0m (1)	16.4m (0)	2:50.62	29.61s	31.27s
7 HOOAH	5	29.6m	18.6m (0)	28.4m (0)	2:50.97	30.03s	30.69s
8 THIS TIME JACKO	6	35.0m	16.2m (1)	21.6m (1)	2:51.40	29.68s	31.62s
1 DOMANDE	7	42.8m	14.6m (0)	24.0m (0)	2:52.03	29.97s	32.03s
3 BENTLEIGH	8	99.0m	7.8m (1)	30.2m (1)	2:56.53	30.86s	35.83s

## Finish Position and metres gained

First Arrow shows distance gain/loss from 2nd Qtr to 3rd Qtr, Second Arrow shows distance gain/loss from 3rd Qtr to Finish Blue arrow indicates bet gain in these quarters.



800

Visual positions in race at 2nd Quarter



400

Visual positions in race at 3rd Quarter



Powered by



Harness Analyser

Sectional Analysis Software

Not just form | Free Trial

[www.facebook.com/PJHarnessRacing](http://www.facebook.com/PJHarnessRacing)



RISE Digital, Harness Racing Australia nor the provider accepts any responsibility for the completeness or accuracy of any of the information contained herein, and makes no representations about its suitability for any particular purpose. Users should make their own judgements about those matters and/or seek independent advice. You assume all risks associated with use of data provided on this page

# Albany Race 3 Distance 1832m

Friday, 16 February 2024

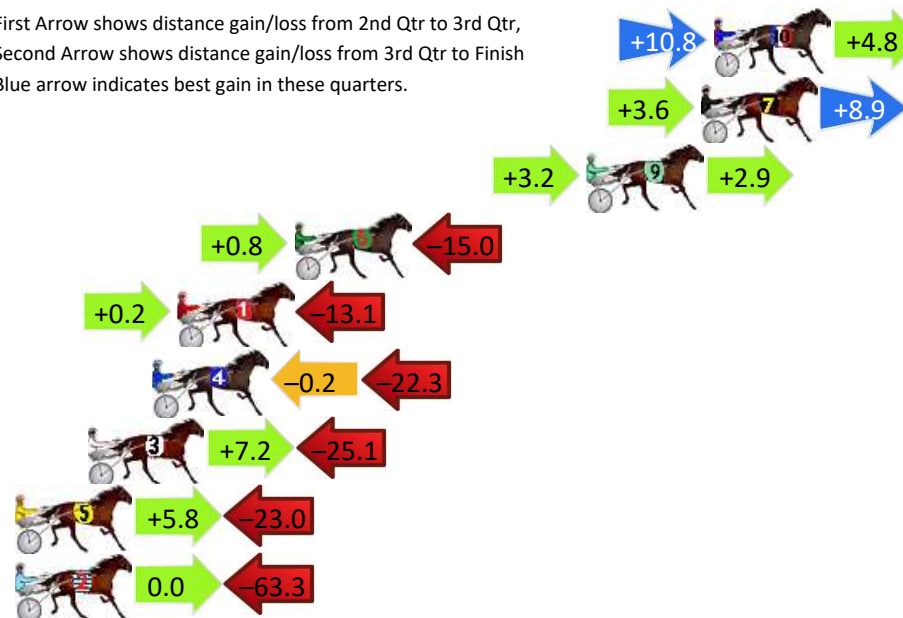
Gross Time: 2:17.00 MileRate: 2:00.30 LeadTime: 15.40s First Qtr: 31.00s Second Qtr: 30.60s Third Qtr: 29.50s Fourth Qtr: 30.50s

DATA TABLE: 800 / 400 Posi's are position from leader and (how wide the horse was at that position)

NoHorse	Plc	Mar	800 Posi	400 Posi	Time	3rd Qtr	4th Qt
10 RECOVER LOVER	1	0.0m	15.6m (1)	4.8m (2)	2:17.00	28.70s	30.14s
7 SPEED FORCE	2	0.5m	13.0m (0)	9.4m (2)	2:17.04	29.24s	29.83s
9 AMERICAN MONARCH	3	5.1m	11.2m (1)	8.0m (1)	2:17.41	29.26s	30.28s
6 HALF KIDDING	4	16.8m	2.6m (1)	1.8m (1)	2:18.34	29.42s	31.64s
1 SPORTS CENTRAL	5	21.5m	8.6m (0)	8.4m (0)	2:18.72	29.47s	31.49s
4 MOVE OVER MISS	6	22.5m	0.0m (0)	0.2m (0)	2:18.80	29.49s	32.19s
3 YOUR GRACE	7	25.1m	7.2m (1)	0.0m (2)	2:19.00	28.93s	32.40s
5 BRIGGS ON BOND	8	36.6m	19.4m (0)	13.6m (0)	2:19.92	29.04s	32.24s
2 HEAVENLY BLISS	9	67.7m	4.4m (0)	4.4m (0)	2:22.40	29.42s	35.30s

## Finish Position and metres gained

First Arrow shows distance gain/loss from 2nd Qtr to 3rd Qtr, Second Arrow shows distance gain/loss from 3rd Qtr to Finish  
Blue arrow indicates best gain in these quarters.



800

Visual positions in race at 2nd Quarter



400

Visual positions in race at 3rd Quarter



Powered by



Harness Analyser

Sectional Analysis Software

Not just form | Free Trial

[www.facebook.com/PJHarnessRacing](http://www.facebook.com/PJHarnessRacing)



RISE Digital, Harness Racing Australia nor the provider accepts any responsibility for the completeness or accuracy of any of the information contained herein, and makes no representations about its suitability for any particular purpose. Users should make their own judgements about those matters and/or seek independent advice. You assume all risks associated with use of data provided on this page

# Albany Race 4 Distance 1832m

Friday, 16 February 2024

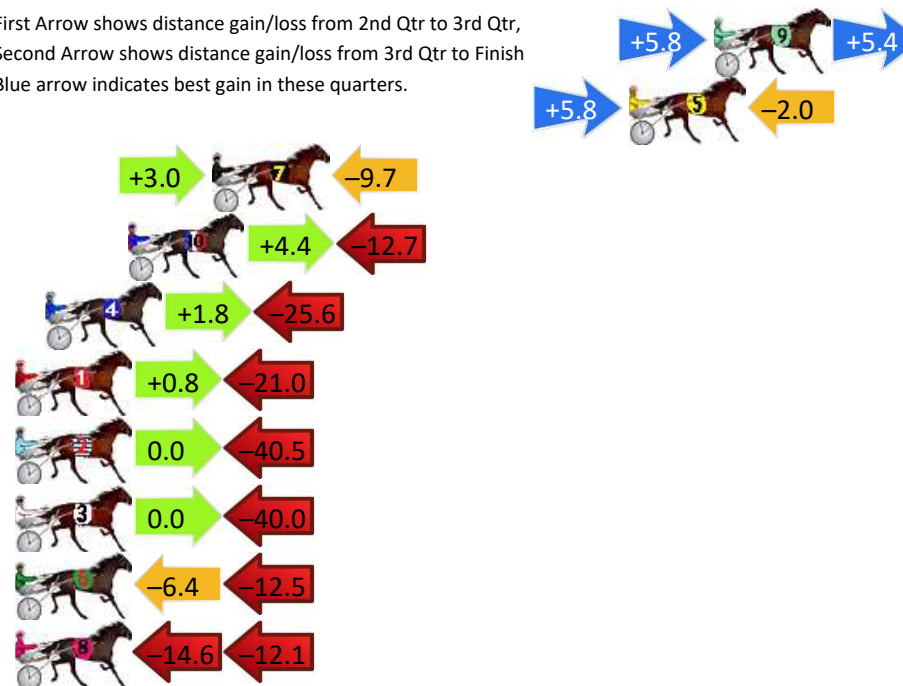
Gross Time: 2:13.90 MileRate: 1:57.60 LeadTime: 15.20s First Qtr: 30.00s Second Qtr: 30.00s Third Qtr: 29.40s Fourth Qtr: 29.30s

DATA TABLE: 800 / 400 Posi's are position from leader and (how wide the horse was at that position)

No	Horse	Plc	Mar	800 Posi	400 Posi	Time	3rd Qtr	4th Qt
9	KOOLBARDI NAVAJO	1	0.0m	11.2m (1)	5.4m (2)	2:13.90	28.98s	28.91s
5	SANFORD HARRY	2	3.4m	7.2m (1)	1.4m (2)	2:14.16	28.98s	29.45s
7	CHILLIN	3	20.1m	13.4m (0)	10.4m (0)	2:15.44	29.18s	30.01s
10	STEP IT UP	4	23.5m	15.2m (1)	10.8m (2)	2:15.71	29.08s	30.23s
4	SANFORD BART	5	26.8m	3.0m (1)	1.2m (1)	2:15.96	29.27s	31.16s
1	ALTAIR STAR	6	28.6m	8.4m (0)	7.6m (1)	2:16.10	29.34s	30.83s
2	ALEXANDRA THEGREAT	7	40.5m	0.0m (0)	0.0m (0)	2:17.01	29.41s	32.25s
3	SHES A LUCKY PENNY	8	44.4m	4.4m (0)	4.4m (0)	2:17.31	29.40s	32.21s
6	PINK PARADE	9	44.5m	25.6m (0)	32.0m (1)	2:17.32	29.87s	30.21s
8	MISTER SAUVAGE	10	47.1m	20.4m (0)	35.0m (0)	2:17.52	30.47s	30.18s

## Finish Position and metres gained

First Arrow shows distance gain/loss from 2nd Qtr to 3rd Qtr, Second Arrow shows distance gain/loss from 3rd Qtr to Finish Blue arrow indicates best gain in these quarters.



800

Visual positions in race at 2nd Quarter



400

Visual positions in race at 3rd Quarter



# Albany Race 5 Distance 2690m

Friday, 16 February 2024

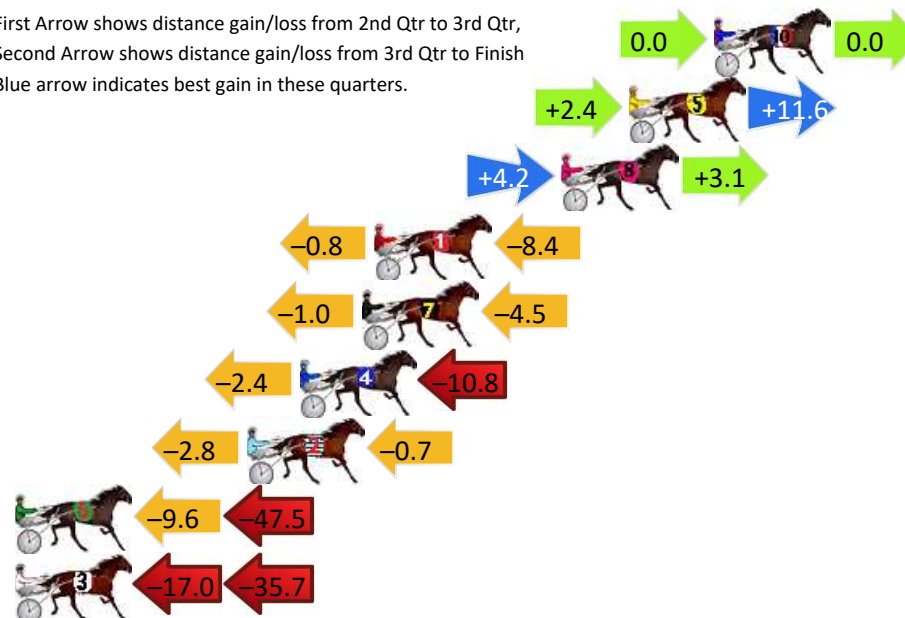
Gross Time: 3:20.70 MileRate: 2:00.10 LeadTime: 80.10s First Qtr: 30.60s Second Qtr: 29.30s Third Qtr: 29.60s Fourth Qtr: 31.10s

DATA TABLE: 800 / 400 Posi's are position from leader and (how wide the horse was at that position)

NoHorse	Plc	Mar	800 Posi	400 Posi	Time	3rd Qtr	4th Qt
10 CHASING HILL	1	0.0m	0.0m (0)	0.0m (0)	3:20.70	29.60s	31.10s
5 HIGHLY FLAMMABLE	2	3.4m	17.4m (0)	15.0m (0)	3:20.98	29.44s	30.20s
8 POCKETFUL OF OPALS	3	6.1m	13.4m (0)	9.2m (2)	3:21.20	29.29s	30.86s
1 TRIPLE BRIE	4	13.6m	4.4m (0)	5.2m (0)	3:21.81	29.64s	31.75s
7 TUX AND TAILS	5	14.1m	8.6m (0)	9.6m (0)	3:21.85	29.67s	31.45s
4 BEYOND BLING	6	16.6m	3.4m (1)	5.8m (1)	3:22.05	29.76s	31.94s
2 TINSELTOWN	7	18.7m	15.2m (1)	18.0m (1)	3:22.22	29.81s	31.15s
6 KOLISI	8	68.1m	11.0m (1)	20.6m (2)	3:26.24	30.24s	34.77s
3 BELLS FOOL	9	80.7m	28.0m (0)	45.0m (0)	3:27.26	30.82s	33.86s

## Finish Position and metres gained

First Arrow shows distance gain/loss from 2nd Qtr to 3rd Qtr,  
Second Arrow shows distance gain/loss from 3rd Qtr to Finish  
Blue arrow indicates best gain in these quarters.



800

Visual positions in race at 2nd Quarter



400

Visual positions in race at 3rd Quarter



Powered by



Harness Analyser

Sectional Analysis Software

Not just form | Free Trial

[www.facebook.com/PJHarnessRacing](http://www.facebook.com/PJHarnessRacing)



RISE Digital, Harness Racing Australia nor the provider accepts any responsibility for the completeness or accuracy of any of the information contained herein, and makes no representations about its suitability for any particular purpose. Users should make their own judgements about those matters and/or seek independent advice. You assume all risks associated with use of data provided on this page

# Albany Race 6 Distance 2648m

Friday, 16 February 2024



Gross Time: 3:25.70 MileRate: 2:03.20 LeadTime: 82.60s First Qtr: 31.90s Second Qtr: 30.50s Third Qtr: 29.10s Fourth Qtr: 31.60s

DATA TABLE: 800 / 400 Posi's are position from leader and (how wide the horse was at that position)

No	Horse	Plc	Mar	800 Posi	400 Posi	Time	3rd Qtr	4th Qt
9	FIREFLY	1	0.0m	8.6m (0)	6.2m (1)	3:25.70	28.94s	31.11s
10	THOMSON BAY	2	3.5m	24.0m (1)	13.2m (1)	3:25.99	28.32s	30.84s
4	HOPE	3	3.4m	4.4m (0)	4.0m (0)	3:25.98	29.07s	31.55s
3	GOTA GOOD WARHOL	4	6.2m	7.4m (1)	1.8m (1)	3:26.21	28.66s	31.95s
2	IMMACHULATE	5	9.2m	12.8m (0)	9.6m (0)	3:26.46	28.86s	31.57s
5	GYPSY DRAGON	6	9.3m	0.0m (0)	0.0m (0)	3:26.47	29.07s	32.33s
7	BATAVIA STREAMLINE	7	52.0m	13.8m (1)	18.0m (1)	3:29.99	29.31s	34.27s
8	BATAVIA BLACKHOLE	8	52.8m	19.2m (0)	20.8m (0)	3:30.06	29.12s	34.11s
6	MADDY MADDY	9	583.0m	480.0m (0)	530.0m (0)	4:13.83	32.71s	35.76s

## Finish Position and metres gained

First Arrow shows distance gain/loss from 2nd Qtr to 3rd Qtr,  
Second Arrow shows distance gain/loss from 3rd Qtr to Finish  
Blue arrow indicates best gain in these quarters.



# Albany Race 7 Distance 1832m

Friday, 16 February 2024

Gross Time: 2:20.20 MileRate: 2:03.20 LeadTime: 15.80s First Qtr: 32.60s Second Qtr: 31.90s Third Qtr: 29.20s Fourth Qtr: 30.70s

DATA TABLE: 800 / 400 Posi's are position from leader and (how wide the horse was at that position)

No	Horse	Plc	Mar	800 Posi	400 Posi	Time	3rd Qtr	4th Qt
10	CROWDED REACTOR	1	0.0m	7.2m (2)	2.2m (2)	2:20.20	28.83s	30.53s
4	SUB MARINER	2	0.4m	2.4m (1)	0.2m (1)	2:20.23	29.04s	30.72s
8	GRAPELLIES BOY	3	3.5m	6.2m (1)	4.8m (1)	2:20.48	29.10s	30.60s
9	SANFORD TILLY	4	5.6m	10.2m (1)	9.2m (1)	2:20.65	29.13s	30.43s
2	SAVE THIS DANCE	5	8.0m	5.0m (0)	4.2m (0)	2:20.84	29.13s	30.99s
6	HUMDINGER	6	8.2m	11.4m (2)	6.6m (2)	2:20.86	28.84s	30.82s
5	MUMMAS LITTLE STAR	7	9.0m	13.4m (0)	13.4m (0)	2:20.92	29.21s	30.36s
7	LETS ROCK TONIGHT	8	9.8m	9.0m (0)	8.8m (0)	2:20.99	29.18s	30.78s
3	ANYLOVEISGOODLOVE	9	11.1m	16.6m (1)	18.2m (1)	2:21.09	29.33s	30.16s
1	MAJIC BAY	10	11.5m	0.0m (0)	0.0m (0)	2:21.12	29.18s	31.58s

## Finish Position and metres gained

First Arrow shows distance gain/loss from 2nd Qtr to 3rd Qtr, Second Arrow shows distance gain/loss from 3rd Qtr to Finish  
Blue arrow indicates best gain in these quarters.



800

Visual positions in race at 2nd Quarter



400

Visual positions in race at 3rd Quarter



# Albany Race 8 Distance 1832m

Friday, 16 February 2024

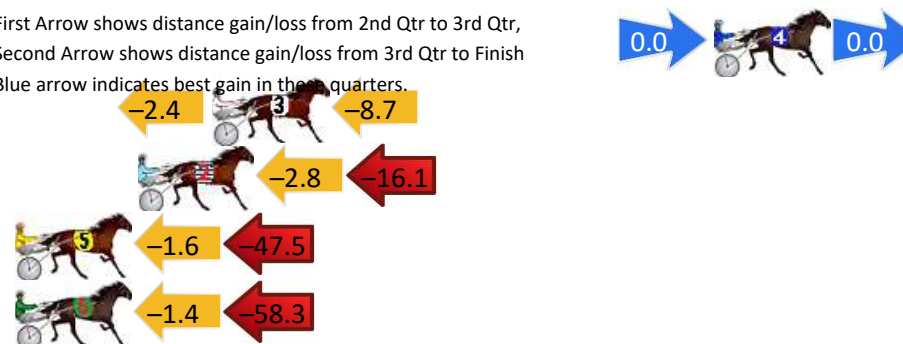
Gross Time: 2:17.90 MileRate: 2:01.20 LeadTime: 15.90s First Qtr: 32.30s Second Qtr: 32.00s Third Qtr: 28.70s Fourth Qtr: 29.00s

DATA TABLE: 800 / 400 Posi's are position from leader and (how wide the horse was at that position)

NoHorse	Plc	Mar	800 Posi	400 Posi	Time	3rd Qtr	4th Qt
4 ON THE BACK FOOT	1	0.0m	0.0m (0)	0.0m (0)	2:17.90	28.70s	29.00s
3 CODENAME ELLIOT	2	20.1m	9.0m (0)	11.4m (0)	2:19.43	28.87s	29.63s
2 LOWLANDS BEACH BOY	3	23.1m	4.2m (0)	7.0m (0)	2:19.66	28.89s	30.16s
5 DEL BOCAVISTA BAY	4	55.3m	6.2m (1)	7.8m (1)	2:22.11	28.80s	32.42s
6 MY GRAND ANGUS	5	61.9m	2.2m (1)	3.6m (1)	2:22.61	28.78s	33.20s

## Finish Position and metres gained

First Arrow shows distance gain/loss from 2nd Qtr to 3rd Qtr,  
Second Arrow shows distance gain/loss from 3rd Qtr to Finish  
Blue arrow indicates best gain in the 3 quarters.



800

Visual positions in race at 2nd Quarter



400

Visual positions in race at 3rd Quarter



Powered by



Harness Analyser

Sectional Analysis Software

Not just form | Free Trial

[www.facebook.com/PJHarnessRacing](http://www.facebook.com/PJHarnessRacing)



RISE Digital, Harness Racing Australia nor the provider accepts any responsibility for the completeness or accuracy of any of the information contained herein, and makes no representations about its suitability for any particular purpose. Users should make their own judgements about those matters and/or seek independent advice. You assume all risks associated with use of data provided on this page