

Bunbury Race 1 Distance 1609m

Saturday, 17 February 2024


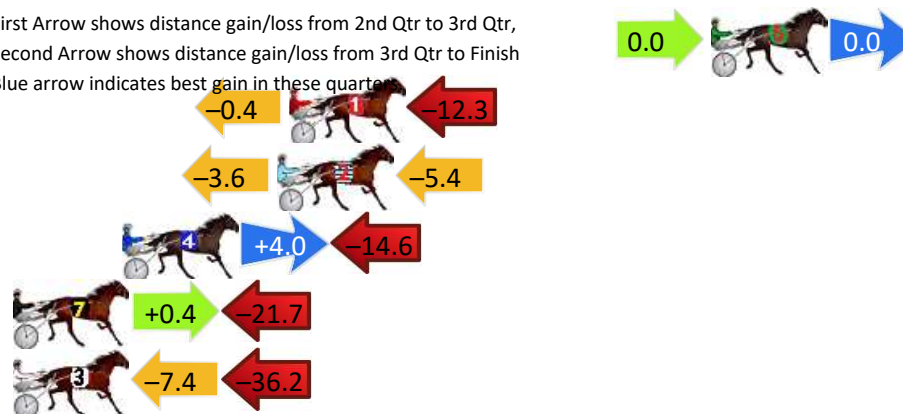
Gross Time: 1:58.30 MileRate: 1:58.30 LeadTime: 0.00s First Qtr: 29.60s Second Qtr: 31.60s Third Qtr: 29.40s Fourth Qtr: 27.80s

DATA TABLE: 800 / 400 Posi's are position from leader and (how wide the horse was at that position)

NoHorse	Plc	Mar	800 Posi	400 Posi	Time	3rd Qtr	4th Qt
6 ISEEUBABY	1	0.0m	0.0m (0)	0.0m (0)	1:58.30	29.40s	27.80s
1 CASSINI BELLE	2	16.9m	4.2m (0)	4.6m (0)	1:59.54	29.45s	28.65s
2 STAR POCKET	3	17.4m	8.4m (0)	12.0m (0)	1:59.57	29.67s	28.17s
4 WESMEDAD	4	23.6m	13.0m (0)	9.0m (1)	2:00.03	29.14s	28.81s
7 CENT TO KANSAS	5	38.5m	17.2m (0)	16.8m (0)	2:01.11	29.41s	29.30s
3 DOCTOR ROCK	6	72.2m	28.6m (0)	36.0m (0)	2:03.58	30.00s	30.30s

Finish Position and metres gained

First Arrow shows distance gain/loss from 2nd Qtr to 3rd Qtr,
Second Arrow shows distance gain/loss from 3rd Qtr to Finish
Blue arrow indicates best gain in these quarters



Bunbury Race 2 Distance 2100m

Saturday, 17 February 2024

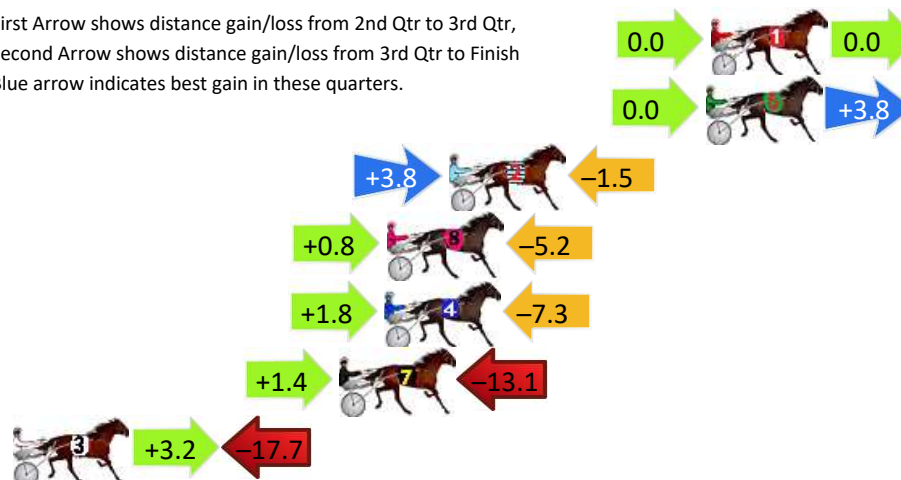
Gross Time: 2:37.40 MileRate: 2:00.60 LeadTime: 39.20s First Qtr: 31.40s Second Qtr: 29.80s Third Qtr: 29.10s Fourth Qtr: 27.90s

DATA TABLE: 800 / 400 Posi's are position from leader and (how wide the horse was at that position)

NoHorse	Plc	Mar	800 Posi	400 Posi	Time	3rd Qtr	4th Qt
1 ATLANTIC GEM	1	0.0m	0.0m (0)	0.0m (0)	2:37.40	29.10s	27.90s
6 MORE SASS	2	0.2m	4.0m (0)	4.0m (0)	2:37.41	29.09s	27.64s
2 STATE MY CASE	3	10.5m	12.8m (0)	9.0m (0)	2:38.17	28.83s	28.00s
8 THE SWINDLER	4	13.0m	8.6m (0)	7.8m (2)	2:38.35	29.05s	28.26s
4 REMARKABLE ROCK	5	13.1m	7.6m (1)	5.8m (1)	2:38.36	28.98s	28.41s
7 ROCK ROSIE ROCK	6	14.9m	3.2m (1)	1.8m (1)	2:38.49	29.02s	28.81s
3 ABSOLUTE ROCK STAR	7	31.5m	17.0m (0)	13.8m (0)	2:39.71	28.90s	29.13s

Finish Position and metres gained

First Arrow shows distance gain/loss from 2nd Qtr to 3rd Qtr,
Second Arrow shows distance gain/loss from 3rd Qtr to Finish
Blue arrow indicates best gain in these quarters.



800

Visual positions in race at 2nd Quarter



400

Visual positions in race at 3rd Quarter



Powered by



Harness Analyser

Sectional Analysis Software

Not just form | Free Trial

www.facebook.com/PJHarnessRacing



RISE Digital, Harness Racing Australia nor the provider accepts any responsibility for the completeness or accuracy of any of the information contained herein, and makes no representations about its suitability for any particular purpose. Users should make their own judgements about those matters and/or seek independent advice. You assume all risks associated with use of data provided on this page

Bunbury Race 3 Distance 2100m

Saturday, 17 February 2024

Gross Time: 2:36.10

MileRate: 1:59.60

LeadTime: 34.00s

First Qtr: 32.40s

Second Qtr: 31.10s

Third Qtr: 29.70s


Fourth Qtr: 28.90s

DATA TABLE: 800 / 400 Posi's are position from leader and (how wide the horse was at that position)

No	Horse	Plc	Mar	800 Posi	400 Posi	Time	3rd Qtr	4th Qt
7	MAUNGATAHI	1	0.0m	4.0m (0)	4.0m (0)	2:36.10	29.70s	28.61s
6	LOUIS ROUGE	2	0.4m	0.0m (0)	0.0m (0)	2:36.13	29.70s	28.93s
3	JINGLING JEWELS	3	5.5m	8.8m (0)	8.2m (0)	2:36.52	29.65s	28.71s
5	MISS STEFANI	4	9.4m	1.6m (1)	2.4m (1)	2:36.81	29.77s	29.40s
4	FIVE STAR KEVIN	5	11.0m	7.2m (1)	6.8m (1)	2:36.93	29.68s	29.20s
8	ELLUCIFER	6	12.1m	16.2m (1)	4.4m (2)	2:37.02	28.85s	29.45s
11	LIGHTFOOT LEIGH	7	16.5m	19.8m (2)	8.6m (2)	2:37.35	28.89s	29.47s
9	SWEET SASSYMOLASSY	8	30.0m	17.8m (0)	19.2m (0)	2:38.38	29.81s	29.68s
10	RODGER JAMES	9	30.6m	19.8m (1)	15.8m (2)	2:38.42	29.42s	29.96s
1	OUR MUSICAL MOTION	10	31.1m	13.0m (0)	16.6m (1)	2:38.46	29.98s	29.94s
12	TRUNKEY CARRAWA	11	31.8m	23.8m (1)	20.4m (2)	2:38.51	29.46s	29.72s
2	FLASH MOB	12	34.3m	11.4m (1)	12.4m (1)	2:38.70	29.79s	30.47s

Finish Position and metres gained

First Arrow shows distance gain/loss from 2nd Qtr to 3rd Qtr,
Second Arrow shows distance gain/loss from 3rd Qtr to Finish
Blue arrow indicates best gain in these quarters.



Visual positions in race at 2nd Quarter

800



Visual positions in race at 3rd Quarter

400



Powered by



Harness Analyser

Sectional Analysis Software

Not just form | Free Trial

www.facebook.com/PJHarnessRacing



RISE Digital, Harness Racing Australia nor the provider accepts any responsibility for the completeness or accuracy of any of the information contained herein, and makes no representations about its suitability for any particular purpose. Users should make their own judgements about those matters and/or seek independent advice. You assume all risks associated with use of data provided on this page