

Gloucester Park Race 1 Distance 2130m

Friday, 16 February 2024


Gross Time: 2:31.80 MileRate: 1:54.70 LeadTime: 35.60s First Qtr: 29.60s Second Qtr: 30.30s Third Qtr: 28.50s Fourth Qtr: 27.80s

DATA TABLE: 800 / 400 Posi's are position from leader and (how wide the horse was at that position)

No	Horse	Plc	Mar	800 Posi	400 Posi	Time	3rd Qtr	4th Qt
5	FRANCO ECUADOR	1	0.0m	0.0m (0)	0.0m (0)	2:31.80	28.50s	27.80s
6	STATE OF HEAVEN	2	9.8m	7.3m (2)	1.8m (1)	2:32.52	28.10s	28.39s
3	BELLEZZA NERA	3	17.8m	6.5m (1)	10.0m (1)	2:33.10	28.74s	28.40s
2	PER ARDUA AD ASTRA	4	18.3m	4.0m (0)	5.4m (0)	2:33.14	28.60s	28.76s
1	SIDSTREPO	5	18.5m	8.2m (0)	10.3m (0)	2:33.15	28.64s	28.43s
12	MIGHTHAVTIME	6	19.1m	14.1m (1)	14.6m (2)	2:33.20	28.52s	28.17s
4	ILLAWONG MUSTANG	7	19.9m	10.2m (1)	19.8m (1)	2:33.25	29.16s	27.87s
9	THE MIKI TAKER	8	19.9m	18.1m (1)	10.6m (2)	2:33.25	27.96s	28.51s
8	GALAXY WARRIOR	9	20.0m	11.9m (2)	5.5m (2)	2:33.26	28.04s	28.88s
11	THE WILDCARD	10	22.6m	16.9m (0)	19.2m (0)	2:33.45	28.64s	28.11s
10	POST GAME	11	24.9m	12.4m (0)	14.6m (0)	2:33.62	28.64s	28.60s
7	GREGARMY	12	41.4m	2.3m (1)	15.8m (1)	2:34.83	29.44s	29.72s

Finish Position and metres gained

First Arrow shows distance gain/loss from 2nd Qtr to 3rd Qtr,
Second Arrow shows distance gain/loss from 3rd Qtr to Finish
Blue arrow indicates best gain in these quarters.



800

Visual positions in race at 2nd Quarter



400

Visual positions in race at 3rd Quarter



Powered by



Harness Analyser

Sectional Analysis Software

Not just form | Free Trial

www.facebook.com/PJHarnessRacing



RISE Digital, Harness Racing Australia nor the provider accepts any responsibility for the completeness or accuracy of any of the information contained herein, and makes no representations about its suitability for any particular purpose. Users should make their own judgements about those matters and/or seek independent advice. You assume all risks associated with use of data provided on this page

Gloucester Park Race 2 Distance 2130m

Friday, 16 February 2024

Gross Time: 2:33.10

MileRate: 1:55.60

LeadTime: 37.10s

First Qtr: 30.60s

Second Qtr: 29.40s

Third Qtr: 27.70s

Fourth Qtr: 28.30s

DATA TABLE: 800 / 400 Posi's are position from leader and (how wide the horse was at that position)

No	Horse	Plc	Mar	800 Posi	400 Posi	Time	3rd Qtr	4th Qt
1	NEVERMINDTHECHAOS	1	0.0m	0.0m (0)	0.0m (0)	2:33.10	27.70s	28.30s
5	TIGER ROYAL	2	0.4m	7.0m (1)	8.4m (1)	2:33.13	27.80s	27.75s
3	COOPER	3	4.2m	4.1m (0)	4.6m (0)	2:33.41	27.74s	28.29s
2	RUPERT OF LINCOLN	4	4.9m	11.0m (1)	12.1m (1)	2:33.46	27.78s	27.82s
10	ADDA SPOILT MAJOR	5	6.5m	8.1m (0)	8.9m (0)	2:33.58	27.76s	28.16s
7	ONESMARTFELLA	6	8.2m	15.1m (1)	16.1m (1)	2:33.71	27.78s	27.79s
4	SUGAR APPLE	7	8.8m	2.9m (1)	4.6m (1)	2:33.75	27.82s	28.63s
12	LIL HAPPY FELLA	8	8.9m	16.0m (0)	17.2m (0)	2:33.76	27.80s	27.76s
11	FEELING ACES	9	9.7m	12.2m (0)	12.9m (0)	2:33.82	27.76s	28.12s
8	CORDERO	10	13.2m	20.6m (0)	21.3m (0)	2:34.08	27.76s	27.80s
9	IM SPIDERMAN	11	15.4m	19.5m (1)	20.2m (1)	2:34.25	27.76s	28.04s
6	LAMANDIER	12	16.7m	24.7m (0)	25.3m (0)	2:34.34	27.76s	27.78s

Finish Position and metres gained

First Arrow shows distance gain/loss from 2nd Qtr to 3rd Qtr,
Second Arrow shows distance gain/loss from 3rd Qtr to Finish
Blue arrow indicates best gain in these quarters.



800

Visual positions in race at 2nd Quarter



400

Visual positions in race at 3rd Quarter



Powered by



Harness Analyser

Sectional Analysis Software

Not just form | Free Trial

www.facebook.com/PJHarnessRacing



RISE Digital, Harness Racing Australia nor the provider accepts any responsibility for the completeness or accuracy of any of the information contained herein, and makes no representations about its suitability for any particular purpose. Users should make their own judgements about those matters and/or seek independent advice. You assume all risks associated with use of data provided on this page

Gloucester Park Race 3 Distance 1730m

Friday, 16 February 2024


Gross Time: 2:02.90 MileRate: 1:54.30 LeadTime: 7.40s First Qtr: 29.50s Second Qtr: 30.30s Third Qtr: 28.10s Fourth Qtr: 27.60s

DATA TABLE: 800 / 400 Posi's are position from leader and (how wide the horse was at that position)

NoHorse	Plc	Mar	800 Posi	400 Posi	Time	3rd Qtr	4th Qt
2 IMA FIVESTAR GENERAL	1	0.0m	0.0m (0)	0.0m (0)	2:02.90	28.10s	27.60s
3 WATTS UP SUNSHINE	2	0.2m	0.6m (1)	1.5m (1)	2:02.91	28.16s	27.51s
1 AMERICAN BULLITT	3	3.5m	4.9m (0)	5.8m (0)	2:03.15	28.16s	27.45s
10 WITHOUTHETUHH	4	6.1m	8.9m (0)	10.1m (0)	2:03.34	28.18s	27.34s
5 OCTOBER REIGN	5	6.2m	5.4m (1)	5.8m (1)	2:03.35	28.12s	27.65s
8 DEEORSE	6	7.5m	13.5m (0)	14.5m (0)	2:03.44	28.16s	27.14s
7 REGAL CHEVAL	7	12.2m	13.8m (1)	14.5m (1)	2:03.79	28.14s	27.48s
6 MIDDLEPAGE	8	12.4m	18.0m (0)	18.5m (0)	2:03.80	28.12s	27.22s
4 ACUTO	9	12.6m	9.5m (1)	10.1m (1)	2:03.81	28.14s	27.81s
9 THE KRAKEN	10	17.0m	18.0m (1)	18.8m (1)	2:04.13	28.14s	27.53s

Finish Position and metres gained

First Arrow shows distance gain/loss from 2nd Qtr to 3rd Qtr,
Second Arrow shows distance gain/loss from 3rd Qtr to Finish
Blue arrow indicates best gain in these quarters.



800

Visual positions in race at 2nd Quarter



400

Visual positions in race at 3rd Quarter



Powered by



Harness Analyser

Sectional Analysis Software

Not just form | Free Trial

www.facebook.com/PJHarnessRacing



RISE Digital, Harness Racing Australia nor the provider accepts any responsibility for the completeness or accuracy of any of the information contained herein, and makes no representations about its suitability for any particular purpose. Users should make their own judgements about those matters and/or seek independent advice. You assume all risks associated with use of data provided on this page

Gloucester Park Race 4 Distance 2130m

Friday, 16 February 2024


Gross Time: 2:31.90 MileRate: 1:54.80 LeadTime: 35.70s First Qtr: 29.70s Second Qtr: 27.60s Third Qtr: 29.30s Fourth Qtr: 29.60s

DATA TABLE: 800 / 400 Posi's are position from leader and (how wide the horse was at that position)

NoHorse	Plc	Mar	800 Posi	400 Posi	Time	3rd Qtr	4th Qt
4 GALACTIC STAR	1	0.0m	15.5m (1)	11.8m (2)	2:31.90	29.10s	28.74s
6 ARMA EINSTEIN	2	1.4m	11.4m (1)	7.7m (2)	2:32.01	29.08s	29.14s
5 SOHO DOW JONES	3	3.4m	19.2m (1)	15.6m (1)	2:32.16	29.12s	28.72s
1 GETN WIGGY WITHIT	4	3.8m	4.4m (0)	4.4m (0)	2:32.19	29.32s	29.57s
7 RASCAL	5	4.4m	12.5m (0)	10.7m (1)	2:32.24	29.22s	29.16s
2 ELDAYTONA	6	5.1m	0.0m (0)	0.0m (0)	2:32.30	29.30s	30.00s
10 JASPERVELLABEACH	7	6.0m	8.5m (0)	9.0m (0)	2:32.37	29.38s	29.41s
8 SHOWPONY	8	9.3m	16.6m (0)	15.6m (0)	2:32.62	29.30s	29.18s
3 SUGAR STREET	9	22.7m	7.0m (1)	5.8m (1)	2:33.66	29.24s	30.94s
9 FINVARRA	10	22.7m	2.3m (1)	2.2m (1)	2:33.66	29.30s	31.20s

Finish Position and metres gained

First Arrow shows distance gain/loss from 2nd Qtr to 3rd Qtr,
Second Arrow shows distance gain/loss from 3rd Qtr to Finish
Blue arrow indicates best gain in these quarters.



800

Visual positions in race at 2nd Quarter



400

Visual positions in race at 3rd Quarter



Powered by



Harness Analyser

Sectional Analysis Software

Not just form | Free Trial

www.facebook.com/PJHarnessRacing



RISE Digital, Harness Racing Australia nor the provider accepts any responsibility for the completeness or accuracy of any of the information contained herein, and makes no representations about its suitability for any particular purpose. Users should make their own judgements about those matters and/or seek independent advice. You assume all risks associated with use of data provided on this page

Gloucester Park Race 5 Distance 2130m

Friday, 16 February 2024

Gross Time: 2:30.30

MileRate: 1:53.60

LeadTime: 35.20s

First Qtr: 29.40s

Second Qtr: 29.30s

Third Qtr: 27.80s

Fourth Qtr: 28.60s

DATA TABLE: 800 / 400 Posi's are position from leader and (how wide the horse was at that position)

No	Horse	Plc	Mar	800 Posi	400 Posi	Time	3rd Qtr	4th Qt
1	TRICKY MIKI	1	0.0m	4.1m (0)	4.0m (0)	2:30.30	27.80s	28.32s
8	MINSTREL	2	0.2m	2.3m (1)	2.3m (1)	2:30.32	27.80s	28.45s
4	IDEAL AGENT	3	1.6m	6.4m (1)	6.3m (1)	2:30.42	27.80s	28.28s
5	MIGHTY RONALDO	4	2.2m	18.8m (1)	15.5m (2)	2:30.47	27.58s	27.68s
7	JAWSOFLINCOLN	5	4.9m	0.0m (0)	0.0m (0)	2:30.67	27.80s	28.97s
12	CHAL PATCH	6	5.8m	15.1m (1)	14.2m (1)	2:30.74	27.75s	28.04s
9	SWINGBAND	7	6.2m	24.3m (1)	21.1m (1)	2:30.77	27.60s	27.58s
2	RUMOUR HAS IT	8	8.2m	10.7m (1)	10.3m (1)	2:30.92	27.78s	28.49s
11	TALKS UP A STORM	9	8.4m	12.5m (0)	12.1m (0)	2:30.93	27.79s	28.38s
10	PINNY TIGER	10	9.0m	8.1m (0)	8.0m (0)	2:30.98	27.80s	28.72s
6	ALCOPONY	11	10.3m	20.8m (0)	19.7m (0)	2:31.07	27.74s	27.99s
3	CLASSIC CHOICE	12	14.0m	16.2m (0)	16.1m (0)	2:31.35	27.81s	28.52s

Finish Position and metres gained

First Arrow shows distance gain/loss from 2nd Qtr to 3rd Qtr,
Second Arrow shows distance gain/loss from 3rd Qtr to Finish
Blue arrow indicates best gain in these quarters.



800

Visual positions in race at 2nd Quarter



400

Visual positions in race at 3rd Quarter



Powered by



Harness Analyser

Sectional Analysis Software

Not just form | Free Trial

www.facebook.com/PJHarnessRacing



RISE Digital, Harness Racing Australia nor the provider accepts any responsibility for the completeness or accuracy of any of the information contained herein, and makes no representations about its suitability for any particular purpose. Users should make their own judgements about those matters and/or seek independent advice. You assume all risks associated with use of data provided on this page

Gloucester Park Race 6 Distance 2130m

Friday, 16 February 2024

Gross Time: 2:31.80

MileRate: 1:54.70

LeadTime: 36.80s

First Qtr: 28.90s

Second Qtr: 30.00s

Third Qtr: 28.10s


Fourth Qtr: 28.00s

DATA TABLE: 800 / 400 Posi's are position from leader and (how wide the horse was at that position)

No	Horse	Plc	Mar	800 Posi	400 Posi	Time	3rd Qtr	4th Qt
1	BEYOND THE SEA	1	0.0m	0.3m (0)	0.3m (0)	2:31.80	28.10s	27.98s
6	THREE RUMOURS	2	1.7m	0.0m (1)	0.0m (1)	2:31.93	28.10s	28.13s
2	IMA TINY DANCER	3	7.7m	8.6m (0)	8.4m (0)	2:32.37	28.09s	27.98s
9	NULLARBOR NAVAJO	4	7.9m	4.9m (1)	4.9m (1)	2:32.38	28.10s	28.24s
10	MINOR CATASTROPHE	5	18.2m	4.9m (0)	4.6m (0)	2:33.14	28.08s	29.02s
3	LADY JADORE	6	20.5m	13.8m (1)	13.5m (1)	2:33.31	28.08s	28.57s
4	LET IT LINGA	7	20.7m	12.6m (0)	13.5m (0)	2:33.32	28.16s	28.59s
7	MISS BOUDICA	8	25.4m	16.9m (0)	18.1m (0)	2:33.67	28.18s	28.61s
8	ZEPHYRA	9	25.6m	18.3m (1)	12.1m (2)	2:33.68	27.66s	29.04s
5	MACHS LEGACY	10	27.3m	9.5m (1)	9.2m (1)	2:33.81	28.08s	29.37s

Finish Position and metres gained

First Arrow shows distance gain/loss from 2nd Qtr to 3rd Qtr,
Second Arrow shows distance gain/loss from 3rd Qtr to Finish
Blue arrow indicates best gain in these quarters.



800

Visual positions in race at 2nd Quarter



400

Visual positions in race at 3rd Quarter



Powered by



Harness Analyser

Sectional Analysis Software

Not just form | Free Trial

www.facebook.com/PJHarnessRacing



RISE Digital, Harness Racing Australia nor the provider accepts any responsibility for the completeness or accuracy of any of the information contained herein, and makes no representations about its suitability for any particular purpose. Users should make their own judgements about those matters and/or seek independent advice. You assume all risks associated with use of data provided on this page

Gloucester Park Race 7 Distance 2130m

Friday, 16 February 2024

Gross Time: 2:33.30

MileRate: 1:55.80

LeadTime: 35.80s

First Qtr: 31.10s

Second Qtr: 28.10s

Third Qtr: 28.90s

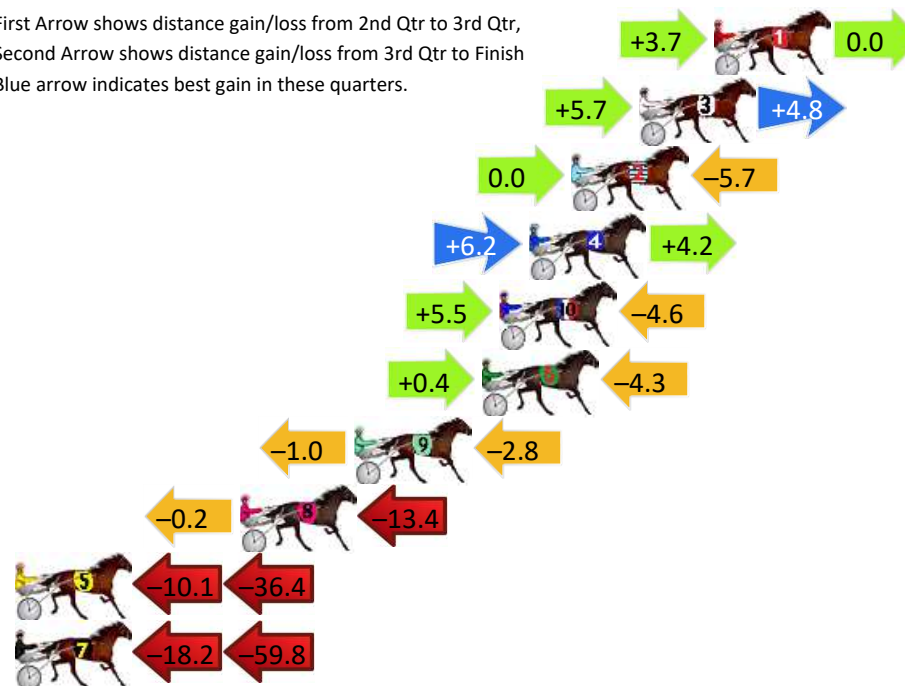
Fourth Qtr: 29.40s

DATA TABLE: 800 / 400 Posi's are position from leader and (how wide the horse was at that position)

NoHorse	Plc	Mar	800 Posi	400 Posi	Time	3rd Qtr	4th Qt
1 FRANCO WESTERN	1	0.0m	3.7m (0)	0.0m (1)	2:33.30	28.64s	29.40s
3 OUR STAR WATCH	2	3.0m	13.5m (0)	7.8m (0)	2:33.53	28.53s	29.06s
2 ALTA RHETT	3	5.7m	0.0m (0)	0.0m (0)	2:33.74	28.90s	29.84s
4 DISCO UNDER FIRE	4	7.4m	17.8m (0)	11.6m (0)	2:33.87	28.50s	29.13s
10 TUBBS FARQUHAR	5	8.6m	9.5m (0)	4.0m (1)	2:33.96	28.53s	29.77s
6 COWBOYS N BANDITS	6	9.3m	5.4m (1)	5.0m (2)	2:34.02	28.88s	29.76s
9 MEGA MACH	7	14.4m	10.6m (1)	11.6m (2)	2:34.41	29.00s	29.67s
8 ROCKABALL	8	19.0m	5.4m (2)	5.6m (3)	2:34.76	28.92s	30.46s
5 FRANKIE J HOLDEN	9	47.4m	0.9m (1)	11.0m (1)	2:36.95	29.64s	32.25s
7 HES NEVER BEEN BETA	10	79.4m	1.4m (2)	19.6m (1)	2:39.42	30.22s	34.10s

Finish Position and metres gained

First Arrow shows distance gain/loss from 2nd Qtr to 3rd Qtr,
Second Arrow shows distance gain/loss from 3rd Qtr to Finish
Blue arrow indicates best gain in these quarters.



Visual positions in race at 2nd Quarter

800



Visual positions in race at 3rd Quarter

400



Powered by



Harness Analyser

Sectional Analysis Software

Not just form | Free Trial

www.facebook.com/PJHarnessRacing



RISE Digital, Harness Racing Australia nor the provider accepts any responsibility for the completeness or accuracy of any of the information contained herein, and makes no representations about its suitability for any particular purpose. Users should make their own judgements about those matters and/or seek independent advice. You assume all risks associated with use of data provided on this page

Gloucester Park Race 8 Distance 2130m

Friday, 16 February 2024


Gross Time: 2:33.50 MileRate: 1:56.00 LeadTime: 36.50s First Qtr: 31.40s Second Qtr: 28.80s Third Qtr: 28.80s Fourth Qtr: 28.00s

DATA TABLE: 800 / 400 Posi's are position from leader and (how wide the horse was at that position)

NoHorse	Plc	Mar	800 Posi	400 Posi	Time	3rd Qtr	4th Qt
9 HOTLY PURSUED	1	0.0m	0.0m (0)	0.0m (0)	2:33.50	28.80s	28.00s
2 CHACO EAGLE	2	2.1m	3.9m (0)	3.8m (0)	2:33.65	28.79s	27.88s
5 HEEZ GOOD AS GOLD	3	5.1m	7.8m (0)	7.8m (0)	2:33.88	28.79s	27.83s
8 LUCAPELO	4	22.0m	17.6m (0)	17.4m (0)	2:35.12	28.77s	28.39s
6 TRAVELBAN	5	25.5m	4.8m (1)	9.0m (1)	2:35.38	29.09s	29.25s
4 REG LAWSON	6	27.3m	9.5m (1)	13.2m (1)	2:35.51	29.05s	29.08s
3 BALINGUP BOY	7	30.9m	0.8m (1)	5.0m (1)	2:35.77	29.09s	29.92s
7 FLY TO FAME	8	31.6m	13.4m (1)	16.9m (1)	2:35.83	29.03s	29.13s
1 ROCK THE BANK	9	31.7m	13.4m (0)	12.9m (0)	2:35.83	28.75s	29.42s

Finish Position and metres gained

First Arrow shows distance gain/loss from 2nd Qtr to 3rd Qtr,
Second Arrow shows distance gain/loss from 3rd Qtr to Finish
Blue arrow indicates best gain in these quarters.



800

Visual positions in race at 2nd Quarter



400

Visual positions in race at 3rd Quarter



Powered by



Harness Analyser

Sectional Analysis Software

Not just form | Free Trial

www.facebook.com/PJHarnessRacing



RISE Digital, Harness Racing Australia nor the provider accepts any responsibility for the completeness or accuracy of any of the information contained herein, and makes no representations about its suitability for any particular purpose. Users should make their own judgements about those matters and/or seek independent advice. You assume all risks associated with use of data provided on this page

Gloucester Park Race 9 Distance 2130m

Friday, 16 February 2024

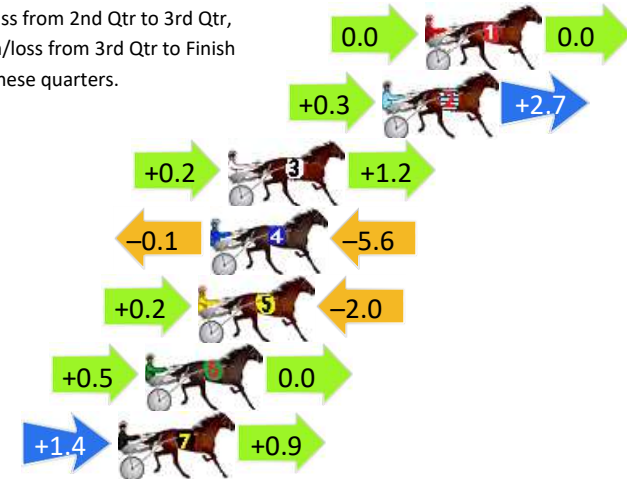
Gross Time: 2:35.10 MileRate: 1:57.20 LeadTime: 38.80s First Qtr: 31.30s Second Qtr: 30.20s Third Qtr: 27.60s Fourth Qtr: 27.20s

DATA TABLE: 800 / 400 Posi's are position from leader and (how wide the horse was at that position)

NoHorse	Plc	Mar	800 Posi	400 Posi	Time	3rd Qtr	4th Qt
1 TEN TO THE DOZEN	1	0.0m	0.0m (0)	0.0m (0)	2:35.10	27.60s	27.20s
2 THENU CAME ALONG	2	1.7m	4.7m (0)	4.4m (0)	2:35.22	27.58s	27.02s
3 OFF THE CHARTS	3	7.9m	9.3m (0)	9.1m (0)	2:35.67	27.58s	27.15s
4 MENEMSHA	4	8.6m	2.9m (1)	3.0m (1)	2:35.72	27.60s	27.61s
5 THELITTLE MASTER	5	9.1m	7.3m (1)	7.1m (1)	2:35.75	27.58s	27.37s
6 FRANCO ENCORE	6	11.2m	11.7m (1)	11.2m (1)	2:35.90	27.56s	27.24s
7 KURIOUS BOY	7	12.3m	14.6m (0)	13.2m (0)	2:35.98	27.50s	27.18s

Finish Position and metres gained

First Arrow shows distance gain/loss from 2nd Qtr to 3rd Qtr,
Second Arrow shows distance gain/loss from 3rd Qtr to Finish
Blue arrow indicates best gain in these quarters.



800

Visual positions in race at 2nd Quarter



400

Visual positions in race at 3rd Quarter



Powered by



Harness Analyser

Sectional Analysis Software

Not just form | Free Trial

www.facebook.com/PJHarnessRacing



RISE Digital, Harness Racing Australia nor the provider accepts any responsibility for the completeness or accuracy of any of the information contained herein, and makes no representations about its suitability for any particular purpose. Users should make their own judgements about those matters and/or seek independent advice. You assume all risks associated with use of data provided on this page

Gloucester Park Race 10 Distance 2130m

Friday, 16 February 2024


Gross Time: 2:36.50 MileRate: 1:58.20 LeadTime: 36.30s First Qtr: 31.50s Second Qtr: 30.30s Third Qtr: 29.20s Fourth Qtr: 29.20s

DATA TABLE: 800 / 400 Posi's are position from leader and (how wide the horse was at that position)

NoHorse	Plc	Mar	800 Posi	400 Posi	Time	3rd Qtr	4th Qt
5 ACOLTNAME DSU	1	0.0m	0.0m (0)	0.0m (0)	2:36.50	29.20s	29.20s
1 HERE COMES SHARKIE	2	1.2m	8.3m (0)	6.5m (1)	2:36.59	29.07s	28.82s
11 MADDY ROCKS	3	1.7m	11.0m (1)	4.2m (2)	2:36.63	28.70s	29.03s
4 TRITTRITBANGBANG	4	5.6m	2.8m (1)	2.8m (1)	2:36.93	29.20s	29.43s
7 ULTIMATE ROCKER	5	6.2m	19.6m (0)	15.2m (0)	2:36.97	28.88s	28.57s
3 FIORD	6	8.1m	15.7m (0)	14.1m (1)	2:37.12	29.08s	28.80s
10 APOLOGIZE	7	8.8m	12.1m (0)	10.8m (0)	2:37.17	29.10s	29.09s
8 JUSTLIKE TURBO	8	9.4m	15.2m (1)	10.2m (1)	2:37.22	28.84s	29.18s
6 PONZI BEACH	9	14.7m	7.2m (1)	10.0m (2)	2:37.63	29.40s	29.60s
2 IMPRESSIVE SIGNS	10	18.6m	4.1m (0)	4.7m (0)	2:37.92	29.24s	30.28s


Finish Position and metres gained

First Arrow shows distance gain/loss from 2nd Qtr to 3rd Qtr, Second Arrow shows distance gain/loss from 3rd Qtr to Finish
Blue arrow indicates best gain in these quarters.



800

Visual positions in race at 2nd Quarter



400

Visual positions in race at 3rd Quarter



Powered by



Harness Analyser

Sectional Analysis Software

Not just form | Free Trial

www.facebook.com/PJHarnessRacing



RISE Digital, Harness Racing Australia nor the provider accepts any responsibility for the completeness or accuracy of any of the information contained herein, and makes no representations about its suitability for any particular purpose. Users should make their own judgements about those matters and/or seek independent advice. You assume all risks associated with use of data provided on this page