

Pinjarra Race 1 Distance 1684m

Monday, 12 February 2024

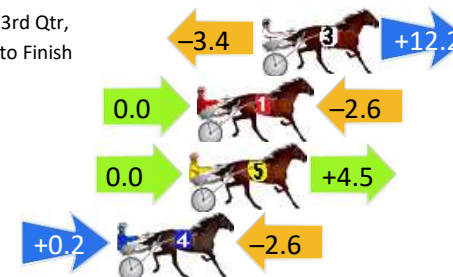
Gross Time: 2:03.80 MileRate: 1:58.30 LeadTime: 5.60s First Qtr: 29.60s Second Qtr: 30.30s Third Qtr: 29.80s Fourth Qtr: 28.50s

DATA TABLE: 800 / 400 Posi's are position from leader and (how wide the horse was at that position)

NoHorse	Plc	Mar	800 Posi	400 Posi	Time	3rd Qtr	4th Qt
3 DELULU	1	0.0m	8.8m (0)	12.2m (1)	2:03.80	30.03s	27.64s
1 LAZARUS STAR	2	2.6m	0.0m (0)	0.0m (0)	2:03.99	29.80s	28.68s
5 MICKEY BE SWIFT	3	2.9m	7.4m (1)	7.4m (1)	2:04.02	29.79s	28.18s
4 MONEY WELL SPENT	4	5.8m	3.4m (1)	3.2m (1)	2:04.23	29.79s	28.68s
2 CUDDA SHODA WOODA	5	208.5m	4.2m (0)	7.2m (0)	2:19.41	30.34s	42.76s

Finish Position and metres gained

First Arrow shows distance gain/loss from 2nd Qtr to 3rd Qtr,
Second Arrow shows distance gain/loss from 3rd Qtr to Finish
Blue arrow indicates best gain in these quarters.



800

Visual positions in race at 2nd Quarter



400

Visual positions in race at 3rd Quarter



Powered by



Harness Analyser

Sectional Analysis Software

Not just form | Free Trial

www.facebook.com/PJHarnessRacing



RISE Digital, Harness Racing Australia nor the provider accepts any responsibility for the completeness or accuracy of any of the information contained herein, and makes no representations about its suitability for any particular purpose. Users should make their own judgements about those matters and/or seek independent advice. You assume all risks associated with use of data provided on this page

Pinjarra Race 2 Distance 2185m

Monday, 12 February 2024

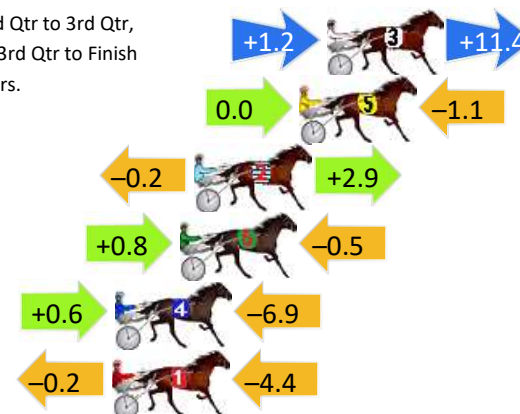
Gross Time: 2:42.50 MileRate: 1:59.70 LeadTime: 44.80s First Qtr: 32.70s Second Qtr: 29.90s Third Qtr: 28.10s Fourth Qtr: 27.00s

DATA TABLE: 800 / 400 Posi's are position from leader and (how wide the horse was at that position)

NoHorse	Plc	Mar	800 Posi	400 Posi	Time	3rd Qtr	4th Qt
3 GOLDEN LODGE	1	0.0m	12.6m (0)	11.4m (1)	2:42.50	28.00s	26.23s
5 TEN TO THE DOZEN	2	1.1m	0.0m (0)	0.0m (0)	2:42.58	28.10s	27.07s
2 THENU CAME ALONG	3	5.3m	8.0m (0)	8.2m (0)	2:42.88	28.11s	26.81s
6 GREVIS	4	5.9m	6.2m (1)	5.4m (1)	2:42.92	28.05s	27.03s
4 BUNDEGI BLUE	5	8.5m	2.2m (1)	1.6m (1)	2:43.10	28.07s	27.46s
1 DARK EYES	6	8.6m	4.0m (0)	4.2m (0)	2:43.11	28.12s	27.30s

Finish Position and metres gained

First Arrow shows distance gain/loss from 2nd Qtr to 3rd Qtr,
Second Arrow shows distance gain/loss from 3rd Qtr to Finish
Blue arrow indicates best gain in these quarters.



800

Visual positions in race at 2nd Quarter



400

Visual positions in race at 3rd Quarter



Powered by



Harness Analyser

Sectional Analysis Software

Not just form | Free Trial

www.facebook.com/PJHarnessRacing



RISE Digital, Harness Racing Australia nor the provider accepts any responsibility for the completeness or accuracy of any of the information contained herein, and makes no representations about its suitability for any particular purpose. Users should make their own judgements about those matters and/or seek independent advice. You assume all risks associated with use of data provided on this page

Pinjarra Race 3 Distance 1177m

Monday, 12 February 2024

Gross Time: 1:22.10

MileRate: 1:52.20

LeadTime: 25.80s

First Qtr:

Second Qtr:

Third Qtr: 28.40s

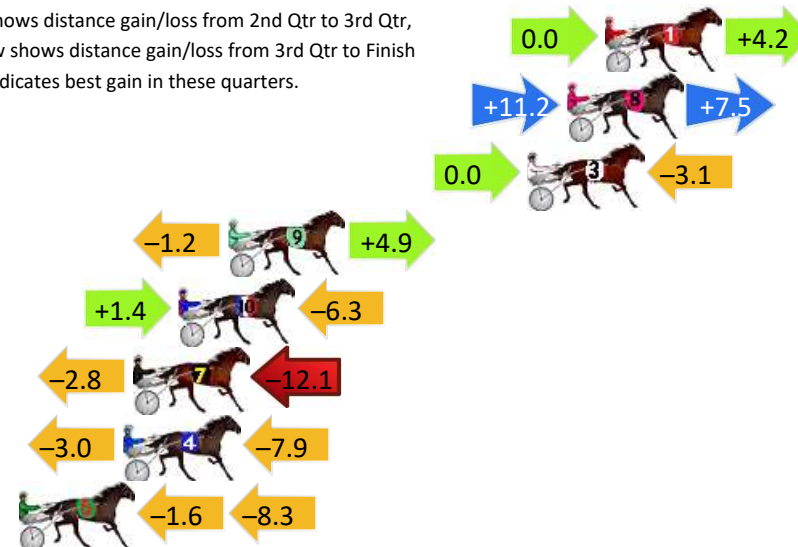
Fourth Qtr: 27.90s

DATA TABLE: 800 / 400 Posi's are position from leader and (how wide the horse was at that position)

NoHorse	Plc	Mar	800 Posi	400 Posi	Time	3rd Qtr	4th Qt
1 CYNTHIA MAE	1	0.0m	4.2m (0)	4.2m (0)	1:22.10	28.40s	27.61s
8 ALTA ALLURE	2	1.5m	20.2m (1)	9.0m (2)	1:22.21	27.61s	27.38s
3 SHES A LUCKY PENNY	3	3.1m	0.0m (0)	0.0m (0)	1:22.33	28.40s	28.12s
9 RECOVER LOVER	4	15.1m	18.8m (2)	20.0m (0)	1:23.21	28.48s	27.56s
10 MOSCATO ROSE	5	17.1m	12.2m (0)	10.8m (0)	1:23.35	28.31s	28.34s
7 MONTEGO	6	18.9m	4.0m (1)	6.8m (1)	1:23.49	28.60s	28.74s
4 DEBRENIKA	7	19.3m	8.4m (1)	11.4m (1)	1:23.52	28.61s	28.45s
6 QUEEN OF STARS	8	23.5m	13.6m (1)	15.2m (2)	1:23.82	28.52s	28.48s

Finish Position and metres gained

First Arrow shows distance gain/loss from 2nd Qtr to 3rd Qtr,
Second Arrow shows distance gain/loss from 3rd Qtr to Finish
Blue arrow indicates best gain in these quarters.



800

Visual positions in race at 2nd Quarter



400

Visual positions in race at 3rd Quarter



Powered by



Harness Analyser

Sectional Analysis Software

Not just form | Free Trial

www.facebook.com/PJHarnessRacing



RISE Digital, Harness Racing Australia nor the provider accepts any responsibility for the completeness or accuracy of any of the information contained herein, and makes no representations about its suitability for any particular purpose. Users should make their own judgements about those matters and/or seek independent advice. You assume all risks associated with use of data provided on this page

Pinjarra Race 4 Distance 1684m

Monday, 12 February 2024


Gross Time: 2:02.50 MileRate: 1:57.10 LeadTime: 5.50s First Qtr: 29.20s Second Qtr: 29.70s Third Qtr: 29.90s Fourth Qtr: 28.20s

DATA TABLE: 800 / 400 Posi's are position from leader and (how wide the horse was at that position)

No	Horse	Plc	Mar	800 Posi	400 Posi	Time	3rd Qtr	4th Qt
1	FIVE STAR KEVIN	1	0.0m	0.0m (0)	0.0m (0)	2:02.50	29.90s	28.20s
8	THE THIRSTY VET	2	7.2m	4.0m (0)	4.0m (0)	2:03.03	29.91s	28.42s
4	SWEET ROSEY	3	14.3m	8.8m (0)	8.6m (0)	2:03.56	29.90s	28.60s
9	IM LIGHTNING BANNER	4	16.6m	10.2m (1)	10.4m (3)	2:03.73	29.93s	28.63s
5	KRIPKE	5	19.4m	13.0m (0)	12.6m (0)	2:03.94	29.89s	28.68s
6	INEEDA DRINK	6	23.2m	17.4m (0)	18.0m (1)	2:04.22	29.95s	28.56s
7	HITCH HIKER	7	23.8m	14.0m (1)	14.6m (2)	2:04.26	29.96s	28.84s
3	DELIGHTABLE	8	25.6m	2.6m (1)	5.2m (1)	2:04.40	30.13s	29.63s
2	VEEFORVICTORY	9	27.8m	6.4m (1)	7.0m (2)	2:04.56	29.99s	29.66s

Finish Position and metres gained

First Arrow shows distance gain/loss from 2nd Qtr to 3rd Qtr,
Second Arrow shows distance gain/loss from 3rd Qtr to Finish
Blue arrow indicates best gain in these quarters.



800

Visual positions in race at 2nd Quarter



400

Visual positions in race at 3rd Quarter



Powered by



Harness Analyser

Sectional Analysis Software

Not just form | Free Trial

www.facebook.com/PJHarnessRacing



RISE Digital, Harness Racing Australia nor the provider accepts any responsibility for the completeness or accuracy of any of the information contained herein, and makes no representations about its suitability for any particular purpose. Users should make their own judgements about those matters and/or seek independent advice. You assume all risks associated with use of data provided on this page

Pinjarra Race 5 Distance 1177m

Monday, 12 February 2024

Gross Time: 1:22.50

MileRate: 1:52.80

LeadTime: 25.40s

First Qtr:

Second Qtr:

Third Qtr: 28.60s

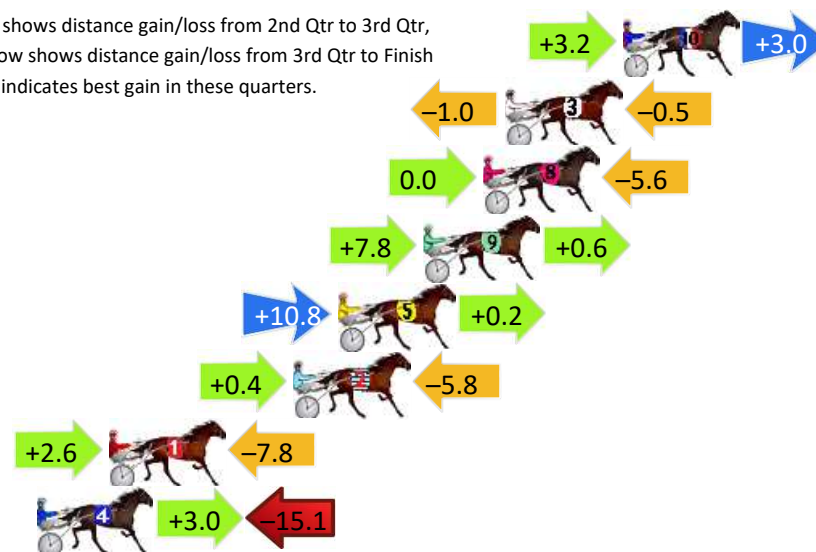
Fourth Qtr: 28.50s

DATA TABLE: 800 / 400 Posi's are position from leader and (how wide the horse was at that position)

NoHorse	Plc	Mar	800 Posi	400 Posi	Time	3rd Qtr	4th Qt
10 GREATGREAT BOULDER	1	0.0m	6.2m (1)	3.0m (1)	1:22.50	28.37s	28.29s
3 SLAMMA ALABAMA	2	4.7m	3.2m (0)	4.2m (0)	1:22.85	28.67s	28.54s
8 HENRY MAGUIRE	3	5.6m	0.0m (1)	0.0m (0)	1:22.92	28.60s	28.90s
9 REG LAWSON	4	8.0m	16.4m (1)	8.6m (0)	1:23.10	28.05s	28.46s
5 BEERSHEBAS SHADOW	5	11.4m	22.4m (0)	11.6m (1)	1:23.35	27.83s	28.49s
2 LUHRSY	6	13.2m	7.8m (0)	7.4m (1)	1:23.49	28.57s	28.91s
1 TIMES TICKIN	7	20.6m	15.4m (0)	12.8m (0)	1:24.04	28.42s	29.05s
4 STRAYLYA	8	23.5m	11.4m (1)	8.4m (2)	1:24.26	28.39s	29.57s

Finish Position and metres gained

First Arrow shows distance gain/loss from 2nd Qtr to 3rd Qtr,
Second Arrow shows distance gain/loss from 3rd Qtr to Finish
Blue arrow indicates best gain in these quarters.



800

Visual positions in race at 2nd Quarter



400

Visual positions in race at 3rd Quarter



Powered by



Harness Analyser

Sectional Analysis Software

Not just form | Free Trial

www.facebook.com/PJHarnessRacing



RISE Digital, Harness Racing Australia nor the provider accepts any responsibility for the completeness or accuracy of any of the information contained herein, and makes no representations about its suitability for any particular purpose. Users should make their own judgements about those matters and/or seek independent advice. You assume all risks associated with use of data provided on this page

Pinjarra Race 6 Distance 2185m

Monday, 12 February 2024


Gross Time: 2:42.10 MileRate: 1:59.40 LeadTime: 44.00s First Qtr: 31.50s Second Qtr: 29.90s Third Qtr: 29.70s Fourth Qtr: 27.00s

DATA TABLE: 800 / 400 Posi's are position from leader and (how wide the horse was at that position)

NoHorse	Plc	Mar	800 Posi	400 Posi	Time	3rd Qtr	4th Qt
3 IMA TINY DANCER	1	0.0m	4.0m (0)	4.4m (0)	2:42.10	29.71s	26.70s
8 RATTLIN LILLY	2	2.1m	2.6m (1)	1.8m (1)	2:42.25	29.64s	27.02s
2 QUATTROSE	3	5.6m	0.0m (0)	0.0m (0)	2:42.50	29.72s	27.38s
10 ZARA TINDALL	4	6.4m	14.8m (1)	6.2m (1)	2:42.56	29.09s	27.01s
6 ROCKIN THE TREND	5	8.0m	8.0m (0)	8.6m (0)	2:42.67	29.74s	26.96s
7 BRAMANTE STEPS	6	10.6m	6.6m (1)	4.4m (2)	2:42.85	29.57s	27.42s
4 HEART OF SAHARA	7	18.9m	19.0m (1)	13.2m (1)	2:43.44	29.31s	27.38s
1 YANKEEDELIGHT	8	19.9m	12.2m (0)	13.8m (0)	2:43.52	29.83s	27.41s
5 GO HOME JO	9	25.6m	16.2m (0)	20.0m (0)	2:43.92	29.99s	27.38s
9 LIL DELIGHT	10	40.9m	10.6m (1)	10.0m (2)	2:45.01	29.76s	29.07s

Finish Position and metres gained

First Arrow shows distance gain/loss from 2nd Qtr to 3rd Qtr, Second Arrow shows distance gain/loss from 3rd Qtr to Finish Blue arrow indicates best gain in these quarters.



800

Visual positions in race at 2nd Quarter



400

Visual positions in race at 3rd Quarter

Pinjarra Race 7 Distance 1177m

Monday, 12 February 2024

Gross Time: 1:23.00

MileRate: 1:53.45

LeadTime: 25.20s

First Qtr:

Second Qtr:

Third Qtr: 28.30s

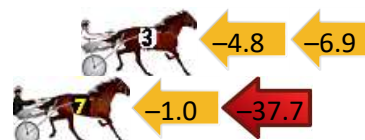
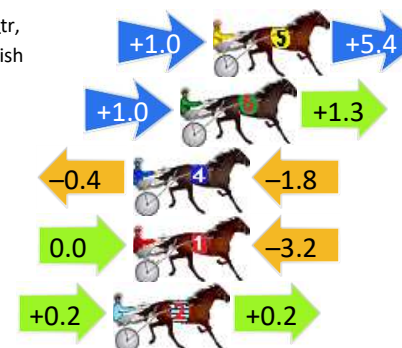
Fourth Qtr: 29.50s

DATA TABLE: 800 / 400 Posi's are position from leader and (how wide the horse was at that position)

NoHorse	Plc	Mar	800 Posi	400 Posi	Time	3rd Qtr	4th Qt
5 MISS BOUDICA	1	0.0m	6.4m (1)	5.4m (1)	1:23.00	28.24s	29.10s
6 ALTA QUEEN	2	1.3m	3.6m (2)	2.6m (2)	1:23.10	28.23s	29.40s
4 LITTLE BITOF FUN	3	3.2m	1.0m (1)	1.4m (1)	1:23.25	28.33s	29.63s
1 GOOD TIMES AHEAD	4	3.2m	0.0m (0)	0.0m (0)	1:23.25	28.30s	29.73s
2 HOTFOOT IT	5	4.0m	4.4m (0)	4.2m (0)	1:23.31	28.29s	29.49s
3 HI TOMMY	6	25.3m	13.6m (0)	18.4m (0)	1:24.96	28.63s	30.01s
7 SOLESSEO MATUCA	7	44.9m	6.2m (3)	7.2m (2)	1:26.47	28.32s	32.26s

Finish Position and metres gained

First Arrow shows distance gain/loss from 2nd Qtr to 3rd Qtr,
Second Arrow shows distance gain/loss from 3rd Qtr to Finish
Blue arrow indicates best gain in these quarters.



800

Visual positions in race at 2nd Quarter



400

Visual positions in race at 3rd Quarter



Powered by



Harness Analyser

Sectional Analysis Software

Not just form | Free Trial

www.facebook.com/PJHarnessRacing



RISE Digital, Harness Racing Australia nor the provider accepts any responsibility for the completeness or accuracy of any of the information contained herein, and makes no representations about its suitability for any particular purpose. Users should make their own judgements about those matters and/or seek independent advice. You assume all risks associated with use of data provided on this page

Pinjarra Race 8 Distance 2116m

Monday, 12 February 2024

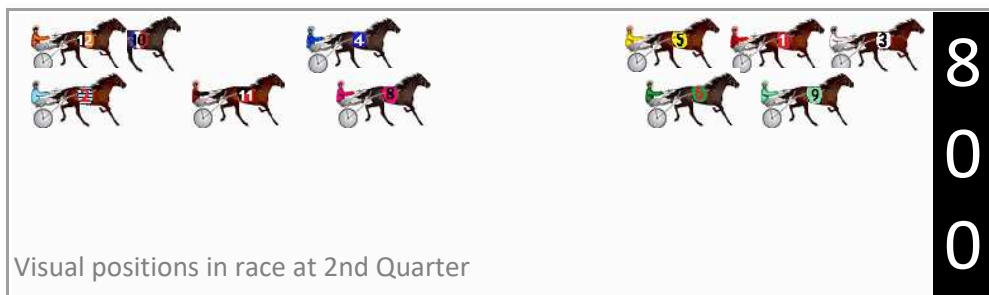

Gross Time: 2:35.40 MileRate: 1:58.20 LeadTime: 38.20s First Qtr: 28.80s Second Qtr: 28.70s Third Qtr: 29.40s Fourth Qtr: 30.30s

DATA TABLE: 800 / 400 Posi's are position from leader and (how wide the horse was at that position)

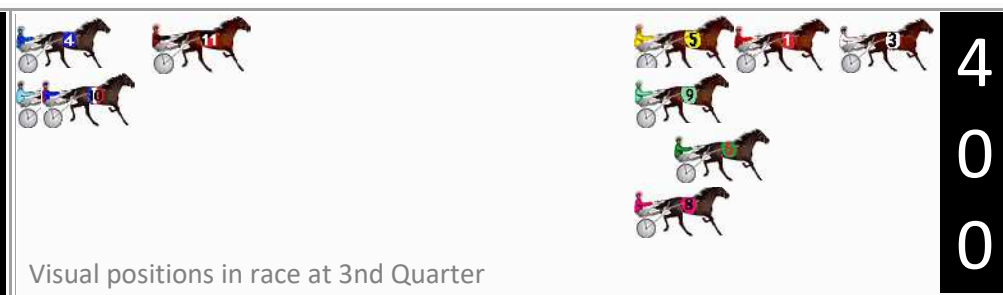
No	Horse	Plc	Mar	800 Posi	400 Posi	Time	3rd Qtr	4th Qt
3	SKIPPYS DELIGHT	1	0.0m	0.0m (0)	0.0m (0)	2:35.40	29.40s	30.30s
8	MIKI JET NZ (LATE MIKI NOEL NZ)	2	0.4m	19.8m (1)	8.2m (3)	2:35.43	28.55s	29.71s
5	GOV STARZZZ	3	3.4m	8.2m (0)	8.2m (0)	2:35.67	29.41s	29.94s
1	IM DRINKINDOUBLES	4	15.2m	4.0m (0)	4.2m (0)	2:36.61	29.40s	31.13s
6	MINOR CATASTROPHE	5	39.9m	7.4m (1)	6.6m (2)	2:38.57	29.30s	32.81s
2	THE FREELANCER	6	50.9m	42.8m (1)	44.0m (1)	2:39.44	29.48s	30.82s
9	IDEALINGOLD	7	54.8m	2.8m (1)	8.2m (1)	2:39.75	29.75s	33.81s
10	MEGA MACH	8	56.7m	30.0m (0)	32.0m (1)	2:39.90	29.52s	32.16s
7	FOLLOW THE MUSIC	9	58.8m	40.4m (0)	48.2m (0)	2:40.06	29.97s	31.10s
11	GENERAL JOLT	10	59.3m	25.6m (1)	27.6m (0)	2:40.10	29.51s	32.69s
12	BEAT THE BANK	11	90.2m	46.0m (0)	68.0m (0)	2:42.56	31.01s	31.97s
4	FEELING EMPATHY	12	118.9m	21.0m (0)	41.8m (0)	2:44.83	30.86s	36.11s

Finish Position and metres gained

First Arrow shows distance gain/loss from 2nd Qtr to 3rd Qtr, Second Arrow shows distance gain/loss from 3rd Qtr to Finish Blue arrow indicates best gain in these quarters.



Visual positions in race at 2nd Quarter



Visual positions in race at 3rd Quarter

Pinjarra Race 9 Distance 1177m

Monday, 12 February 2024

Gross Time: 1:22.20

MileRate: 1:52.40

LeadTime: 25.90s

First Qtr:

Second Qtr:

Third Qtr: 28.00s

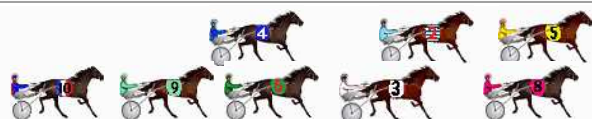
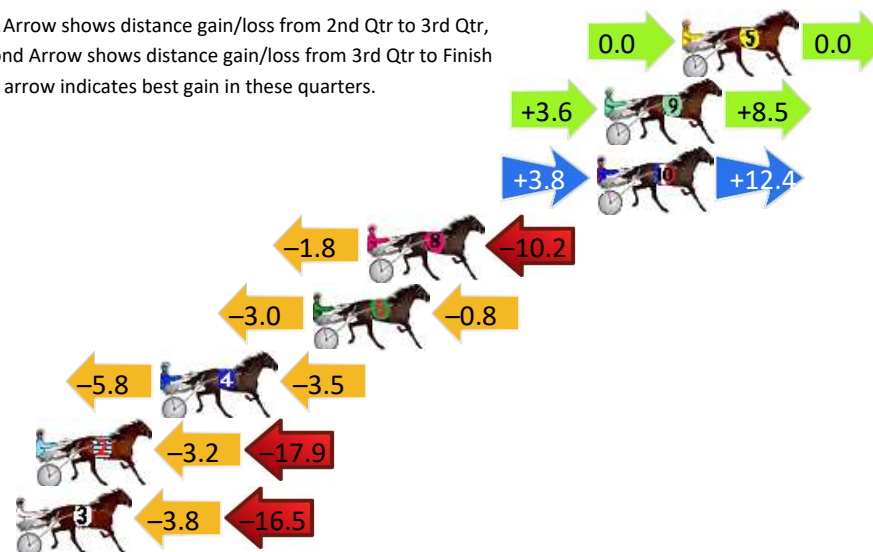
Fourth Qtr: 28.30s

DATA TABLE: 800 / 400 Posi's are position from leader and (how wide the horse was at that position)

NoHorse	Plc	Mar	800 Posi	400 Posi	Time	3rd Qtr	4th Qt
5 THE WILDCARD	1	0.0m	0.0m (0)	0.0m (0)	1:22.20	28.00s	28.30s
9 HEAVENLY WAGE	2	3.1m	15.2m (1)	11.6m (2)	1:22.43	27.75s	27.70s
10 HOLY HECKA	3	3.4m	19.6m (1)	15.8m (2)	1:22.45	27.74s	27.43s
8 WASA HEAT SEEKER	4	12.6m	0.6m (1)	2.4m (1)	1:23.14	28.12s	29.02s
6 STAR LILLY	5	14.8m	11.0m (1)	14.0m (1)	1:23.30	28.21s	28.36s
4 CLASSNSMART	6	20.9m	11.6m (0)	17.4m (0)	1:23.75	28.40s	28.55s
2 IDEAL SECRET	7	25.9m	4.8m (0)	8.0m (0)	1:24.13	28.22s	29.56s
3 TENACIOUS GEORGE	8	26.7m	6.4m (1)	10.2m (1)	1:24.19	28.26s	29.46s

Finish Position and metres gained

First Arrow shows distance gain/loss from 2nd Qtr to 3rd Qtr,
Second Arrow shows distance gain/loss from 3rd Qtr to Finish
Blue arrow indicates best gain in these quarters.



800

Visual positions in race at 2nd Quarter



400

Visual positions in race at 3rd Quarter



Powered by



Harness Analyser

Sectional Analysis Software

Not just form | Free Trial

www.facebook.com/PJHarnessRacing



RISE Digital, Harness Racing Australia nor the provider accepts any responsibility for the completeness or accuracy of any of the information contained herein, and makes no representations about its suitability for any particular purpose. Users should make their own judgements about those matters and/or seek independent advice. You assume all risks associated with use of data provided on this page