

Bridgetown Race 1 Distance 1784m

Sunday, 10 March 2024

Gross Time: 2:11.00

MileRate: 1:58.20

LeadTime: 12.30s

First Qtr: 31.60s

Second Qtr: 30.00s

Third Qtr: 29.00s


Fourth Qtr: 28.10s

DATA TABLE: 800 / 400 Posi's are position from leader and (how wide the horse was at that position)

NoHorse	Plc	Mar	800 Posi	400 Posi	Time	3rd Qtr	4th Qt
8 SKIPPIN CLASS	1	0.0m	8.8m (1)	0.0m (1)	2:11.00	28.38s	28.10s
6 KOPPER KOTE	2	5.5m	0.4m (1)	4.6m (1)	2:11.41	29.30s	28.16s
4 INFRINGEMENTNOTICE	3	11.7m	0.0m (0)	3.2m (0)	2:11.86	29.24s	28.69s
3 OUR MUSICAL MOTION	4	12.6m	4.6m (1)	11.8m (1)	2:11.93	29.51s	28.16s
7 ALWAYS BE TEDDY	5	15.1m	8.8m (0)	15.8m (1)	2:12.12	29.50s	28.05s
5 AMELIA ROCKS	6	24.5m	13.6m (1)	14.6m (2)	2:12.81	29.08s	28.79s
1 CASSINI STAR	7	27.7m	13.2m (0)	22.4m (0)	2:13.05	29.66s	28.47s
9 JUST A PET	8	34.3m	18.0m (0)	22.2m (1)	2:13.53	29.31s	28.95s
2 SUB MARINER	9	35.1m	4.8m (0)	15.2m (0)	2:13.59	29.76s	29.49s
10 SPEED FORCE	10	56.7m	17.0m (2)	22.6m (2)	2:15.19	29.44s	30.48s

Finish Position and metres gained

First Arrow shows distance gain/loss from 2nd Qtr to 3rd Qtr,
Second Arrow shows distance gain/loss from 3rd Qtr to Finish
Blue arrow indicates best gain in these quarters.



800

Visual positions in race at 2nd Quarter



400

Visual positions in race at 3rd Quarter



Powered by



Harness Analyser

Sectional Analysis Software

Not just form | Free Trial

www.facebook.com/PJHarnessRacing



RISE Digital, Harness Racing Australia nor the provider accepts any responsibility for the completeness or accuracy of any of the information contained herein, and makes no representations about its suitability for any particular purpose. Users should make their own judgements about those matters and/or seek independent advice. You assume all risks associated with use of data provided on this page

Bridgetown Race 2 Distance 1784m

Sunday, 10 March 2024



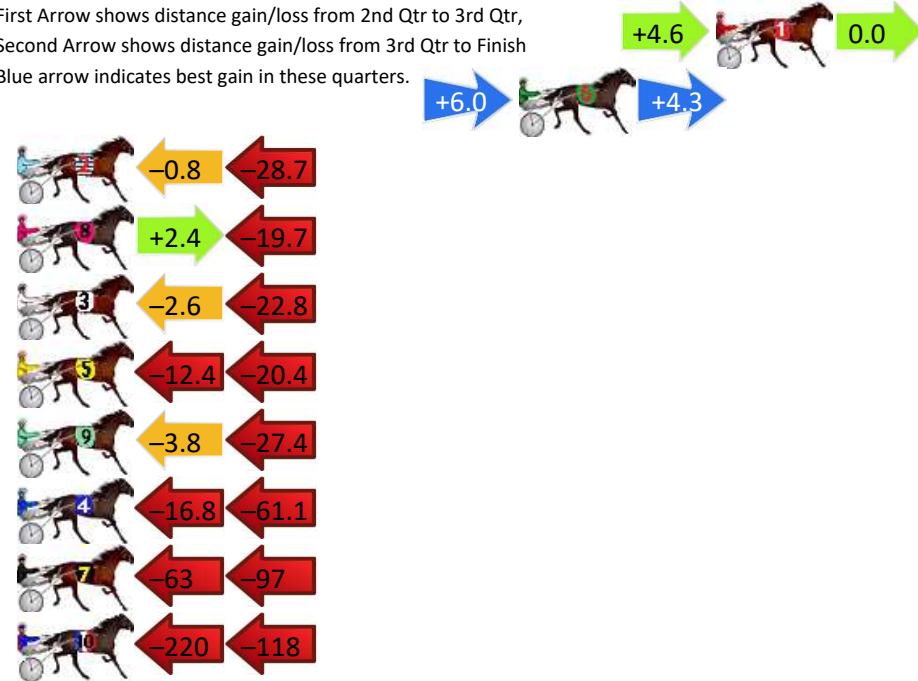
Gross Time: 2:09.90 MileRate: 1:57.20 LeadTime: 12.70s First Qtr: 30.10s Second Qtr: 29.00s Third Qtr: 30.00s Fourth Qtr: 28.10s

DATA TABLE: 800 / 400 Posi's are position from leader and (how wide the horse was at that position)

No	Horse	Plc	Mar	800 Posi	400 Posi	Time	3rd Qtr	4th Qt
1	TRITTRITTBANGBANG	1	0.0m	4.6m (0)	0.0m (1)	2:09.90	29.67s	28.10s
6	GO HOME JO	2	7.9m	18.2m (0)	12.2m (2)	2:10.48	29.56s	27.80s
2	THE BATMOBILE	3	29.5m	0.0m (0)	0.8m (0)	2:12.08	30.13s	30.10s
8	SANFORD TILLY	4	31.5m	14.2m (1)	11.8m (1)	2:12.23	29.87s	29.48s
3	MAJIC BAY	5	35.4m	10.0m (0)	12.6m (0)	2:12.51	30.24s	29.69s
5	NYARNYEE NAVAJO	6	41.4m	8.6m (1)	21.0m (2)	2:12.96	30.94s	29.53s
9	MOVE OVER MISS	7	45.2m	14.0m (0)	17.8m (0)	2:13.24	30.34s	30.01s
4	HUMDINGER	8	80.5m	2.6m (1)	19.4m (1)	2:15.85	31.36s	32.37s
7	ANYLOVEISGOODLOVE	9	196.5m	37.0m (0)	100.0m (0)	2:24.41	34.78s	34.84s
10	ANOTHER RUSTY	10	397.9m	60.0m (0)	280.0m (0)	2:39.29	46.17s	36.34s

Finish Position and metres gained

First Arrow shows distance gain/loss from 2nd Qtr to 3rd Qtr,
Second Arrow shows distance gain/loss from 3rd Qtr to Finish
Blue arrow indicates best gain in these quarters.



Powered by
PJ Harness Analyser

Sectional Analysis Software
Not just form | Free Trial

www.facebook.com/PJHarnessRacing



RISE Digital, Harness Racing Australia nor the provider accepts any responsibility for the completeness or accuracy of any of the information contained herein, and makes no representations about its suitability for any particular purpose. Users should make their own judgements about those matters and/or seek independent advice. You assume all risks associated with use of data provided on this page

Bridgetown Race 3 Distance 2190m

Sunday, 10 March 2024

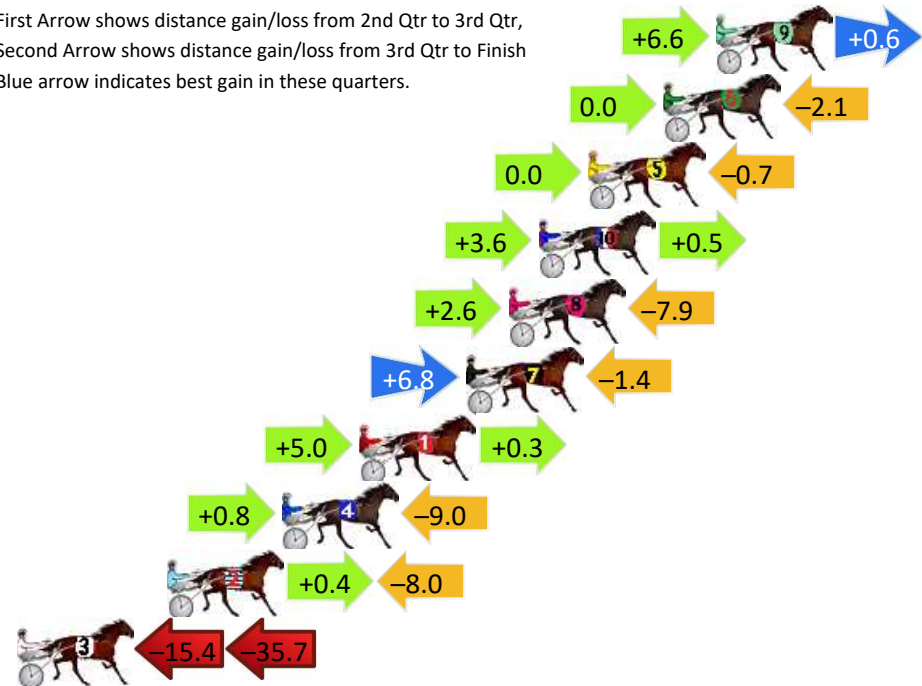
Gross Time: 2:46.00 MileRate: 2:01.90 LeadTime: 44.70s First Qtr: 33.40s Second Qtr: 29.60s Third Qtr: 30.10s Fourth Qtr: 28.20s

DATA TABLE: 800 / 400 Posi's are position from leader and (how wide the horse was at that position)

No	Horse	Plc	Mar	800 Posi	400 Posi	Time	3rd Qtr	4th Qt
9	FOLLOW THE MUSIC	1	0.0m	7.2m (1)	0.6m (2)	2:46.00	29.62s	28.16s
6	JIMMY RECARD	2	2.1m	0.0m (0)	0.0m (0)	2:46.16	30.10s	28.35s
5	GRAPELLIES BOY	3	5.1m	4.4m (0)	4.4m (1)	2:46.38	30.10s	28.25s
10	STEP IT UP	4	7.1m	11.2m (1)	7.6m (2)	2:46.53	29.84s	28.16s
8	TINSELTOWN	5	8.3m	3.0m (1)	0.4m (1)	2:46.62	29.93s	28.75s
7	IDEAL WHITBY	6	10.0m	15.4m (1)	8.6m (3)	2:46.74	29.61s	28.30s
1	THEYCALL ME STOOGIE	7	14.3m	19.6m (1)	14.6m (1)	2:47.06	29.74s	28.18s
4	BENTLEIGH	8	17.4m	9.2m (0)	8.4m (1)	2:47.29	30.06s	28.83s
2	ALL BLACK RAIN	9	22.0m	14.4m (0)	14.0m (0)	2:47.63	30.09s	28.76s
3	ALTA CAMINO	10	70.7m	19.6m (0)	35.0m (0)	2:51.24	31.30s	30.70s


Finish Position and metres gained

First Arrow shows distance gain/loss from 2nd Qtr to 3rd Qtr,
Second Arrow shows distance gain/loss from 3rd Qtr to Finish
Blue arrow indicates best gain in these quarters.



800

Visual positions in race at 2nd Quarter



400

Visual positions in race at 3rd Quarter



Powered by



Harness Analyser

Sectional Analysis Software

Not just form | Free Trial

www.facebook.com/PJHarnessRacing



RISE Digital, Harness Racing Australia nor the provider accepts any responsibility for the completeness or accuracy of any of the information contained herein, and makes no representations about its suitability for any particular purpose. Users should make their own judgements about those matters and/or seek independent advice. You assume all risks associated with use of data provided on this page

Bridgetown Race 4 Distance 2190m

Sunday, 10 March 2024

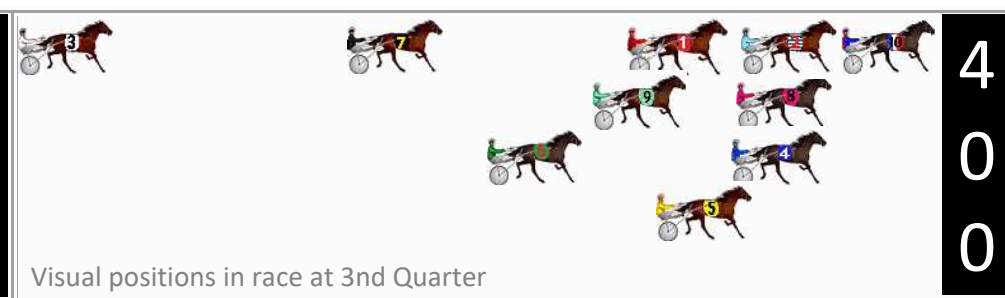
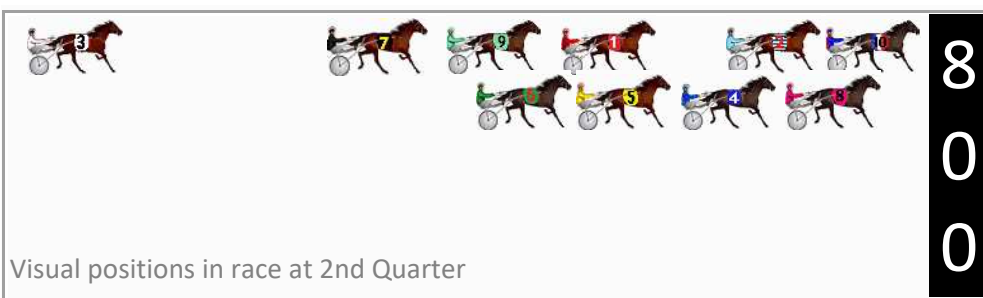
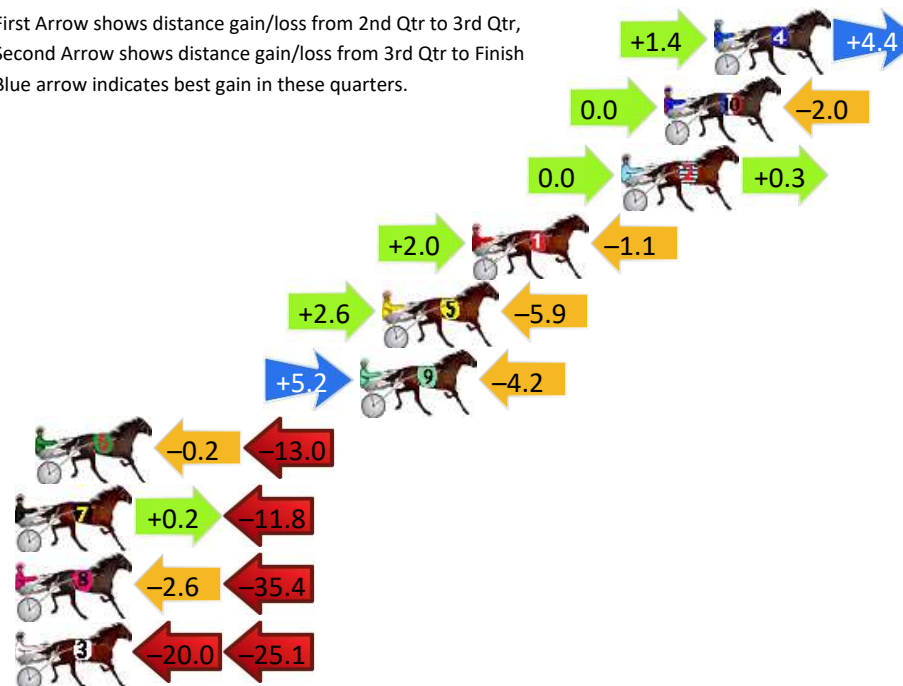
Gross Time: 2:42.40 MileRate: 1:59.30 LeadTime: 43.50s First Qtr: 30.60s Second Qtr: 28.60s Third Qtr: 30.90s Fourth Qtr: 28.80s

DATA TABLE: 800 / 400 Posi's are position from leader and (how wide the horse was at that position)

NoHorse	Plc	Mar	800 Posi	400 Posi	Time	3rd Qtr	4th Qt
4 BEERSHEBAS SHADOW	1	0.0m	5.8m (1)	4.4m (2)	2:42.40	30.78s	28.48s
10 BRODIE BOY	2	2.0m	0.0m (0)	0.0m (0)	2:42.55	30.91s	28.94s
2 DIAMOND DANCE	3	3.7m	4.0m (0)	4.0m (0)	2:42.68	30.90s	28.78s
1 MISS STEFANI	4	9.7m	10.6m (0)	8.6m (0)	2:43.13	30.75s	28.88s
5 SANFORD HARRY	5	13.3m	10.0m (1)	7.4m (3)	2:43.41	30.72s	29.22s
9 ROCKIN THE TREND	6	14.2m	15.2m (0)	10.0m (1)	2:43.47	30.53s	29.10s
6 I SEE FIRE	7	27.2m	14.0m (1)	14.2m (2)	2:44.46	30.95s	29.73s
7 PETER ROMEO	8	31.6m	20.0m (0)	19.8m (0)	2:44.79	30.92s	29.64s
8 BAZAAR PACKAGE	9	39.6m	1.6m (1)	4.2m (1)	2:45.39	31.19s	31.33s
3 CIAO BABE	10	155.1m	110.0m (0)	130.0m (0)	2:54.13	32.45s	30.60s

Finish Position and metres gained

First Arrow shows distance gain/loss from 2nd Qtr to 3rd Qtr, Second Arrow shows distance gain/loss from 3rd Qtr to Finish
Blue arrow indicates best gain in these quarters.



Bridgetown Race 5 Distance 2190m

Sunday, 10 March 2024

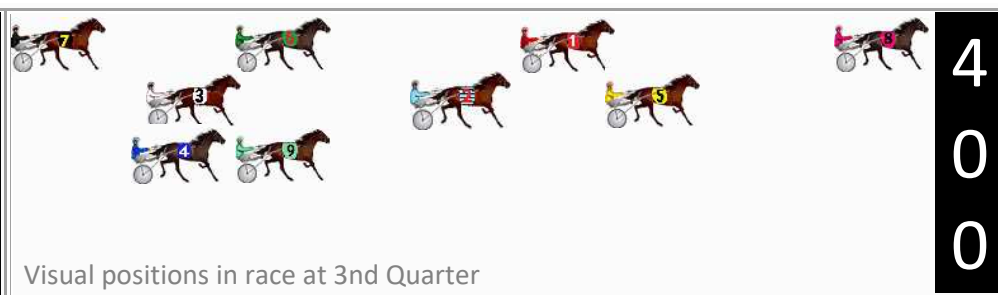

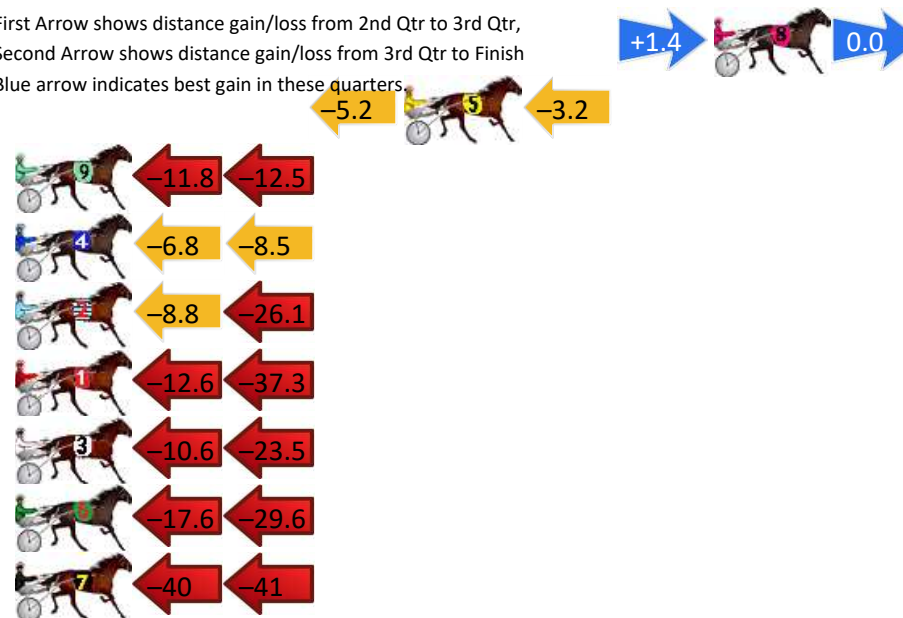
Gross Time: 2:49.80 MileRate: 2:02.00 LeadTime: 49.30s First Qtr: 32.30s Second Qtr: 30.30s Third Qtr: 30.00s Fourth Qtr: 27.90s

DATA TABLE: 800 / 400 Posi's are position from leader and (how wide the horse was at that position)

No	Horse	Plc	Mar	800 Posi	400 Posi	Time	3rd Qtr	4th Qt
8	DOURADO	1	0.0m	1.4m (1)	0.0m (0)	2:49.80	29.90s	27.90s
5	CHEAP THRILLZ	2	12.4m	4.0m (0)	9.2m (1)	2:50.71	30.38s	28.12s
9	ISAIDBOO	3	36.5m	12.2m (1)	24.0m (2)	2:52.48	30.88s	28.77s
4	IMMACHULATE	4	36.7m	21.4m (0)	28.2m (2)	2:52.49	30.51s	28.49s
2	ABBEE BEE	5	43.1m	8.2m (0)	17.0m (1)	2:52.96	30.70s	29.71s
1	CANDILLO	6	49.9m	0.0m (0)	12.6m (0)	2:53.46	31.00s	30.49s
3	FLASH MOB	7	51.1m	17.0m (0)	27.6m (1)	2:53.55	30.82s	29.53s
6	LIL DELIGHT	8	53.6m	6.4m (1)	24.0m (0)	2:53.73	31.34s	29.95s
7	BONSTAR	9	440.3m	360.0m (0)	400.0m (0)	3:22.10	32.98s	30.70s

Finish Position and metres gained

First Arrow shows distance gain/loss from 2nd Qtr to 3rd Qtr,
Second Arrow shows distance gain/loss from 3rd Qtr to Finish
Blue arrow indicates best gain in these quarters



Bridgetown Race 6 Distance 2597m

Sunday, 10 March 2024

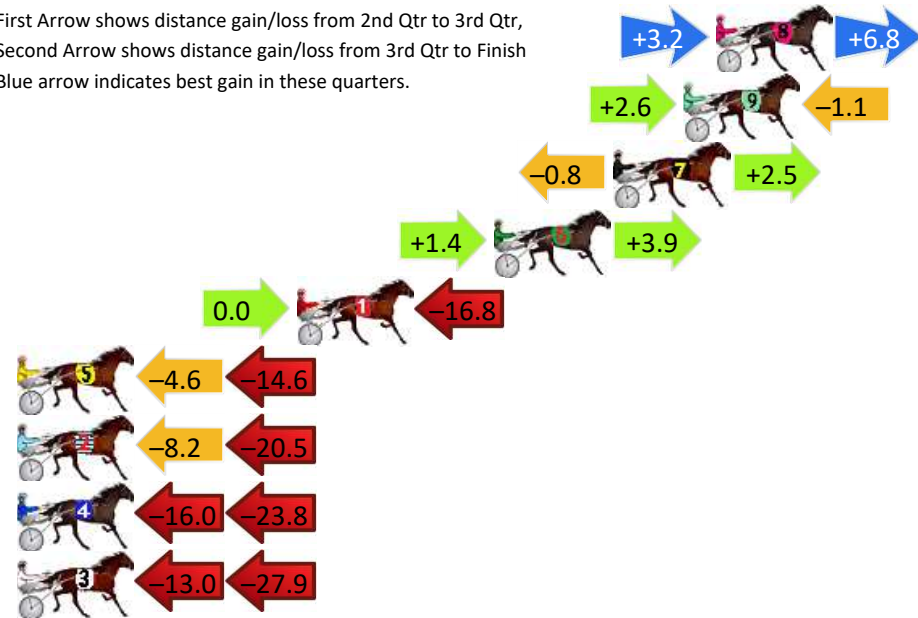
Gross Time: 3:13.20 MileRate: 1:59.70 LeadTime: 74.40s First Qtr: 31.60s Second Qtr: 29.40s Third Qtr: 29.50s Fourth Qtr: 28.30s

DATA TABLE: 800 / 400 Posi's are position from leader and (how wide the horse was at that position)

No	Horse	Plc	Mar	800 Posi	400 Posi	Time	3rd Qtr	4th Qt
8	JOEY JAMES	1	0.0m	10.0m (0)	6.8m (0)	3:13.20	29.26s	27.82s
9	ROCKANDROLLARTIS T	2	1.3m	2.8m (2)	0.2m (1)	3:13.30	29.31s	28.38s
7	POCKETFUL OF OPALS	3	4.1m	5.8m (0)	6.6m (1)	3:13.50	29.55s	28.12s
6	BALTIC ACE	4	8.9m	14.2m (0)	12.8m (0)	3:13.86	29.39s	28.03s
1	IDEAL SECRET	5	16.8m	0.0m (0)	0.0m (0)	3:14.45	29.53s	29.48s
5	KOLISI	6	28.8m	9.6m (2)	14.2m (1)	3:15.34	29.85s	29.33s
2	HIGHLY FLAMMABLE	7	40.5m	11.8m (1)	20.0m (2)	3:16.21	30.12s	29.74s
4	IM THE BEST	8	42.8m	3.0m (1)	19.0m (0)	3:16.38	30.69s	29.97s
3	STIRUP IRON JACK	9	48.3m	7.4m (1)	20.4m (1)	3:16.79	30.48s	30.26s


Finish Position and metres gained

First Arrow shows distance gain/loss from 2nd Qtr to 3rd Qtr, Second Arrow shows distance gain/loss from 3rd Qtr to Finish
Blue arrow indicates best gain in these quarters.



800

Visual positions in race at 2nd Quarter



400

Visual positions in race at 3rd Quarter



Powered by
PJ Harness Analyser

Sectional Analysis Software
Not just form | Free Trial

www.facebook.com/PJHarnessRacing



RISE Digital, Harness Racing Australia nor the provider accepts any responsibility for the completeness or accuracy of any of the information contained herein, and makes no representations about its suitability for any particular purpose. Users should make their own judgements about those matters and/or seek independent advice. You assume all risks associated with use of data provided on this page

Bridgetown Race 7 Distance 2190m

Sunday, 10 March 2024

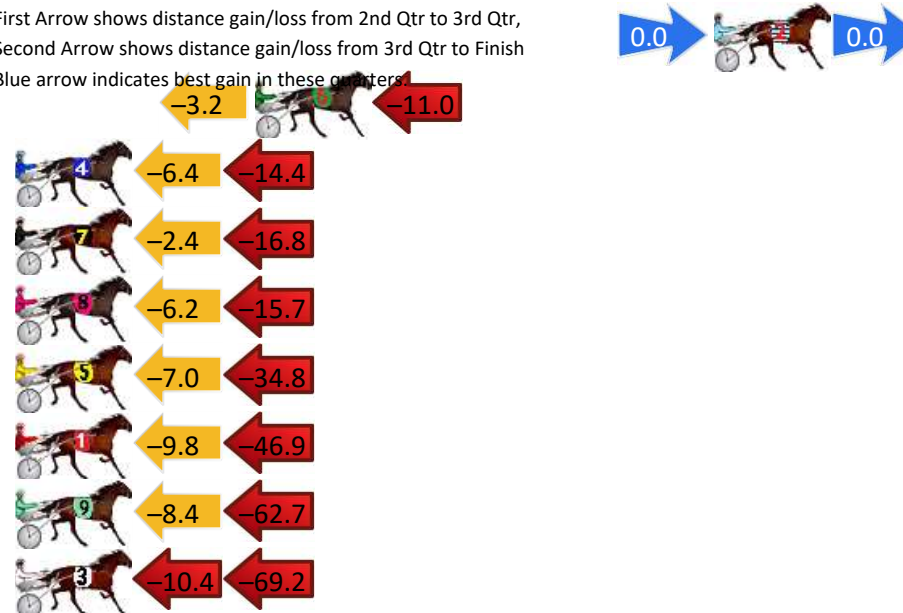
Gross Time: 2:48.40 MileRate: 2:03.80 LeadTime: 44.80s First Qtr: 33.70s Second Qtr: 30.80s Third Qtr: 31.00s Fourth Qtr: 28.10s

DATA TABLE: 800 / 400 Posi's are position from leader and (how wide the horse was at that position)

NoHorse	Plc	Mar	800 Posi	400 Posi	Time	3rd Qtr	4th Qt
2 WHEEL FAST	1	0.0m	0.0m (0)	0.0m (0)	2:48.40	31.00s	28.10s
6 LUCY HELEN	2	18.4m	4.2m (0)	7.4m (0)	2:49.76	31.27s	28.87s
4 CAPPY THE FIREY	3	34.4m	13.6m (2)	20.0m (3)	2:50.94	31.52s	29.11s
7 SWEET ROSEY	4	37.8m	18.6m (0)	21.0m (0)	2:51.19	31.24s	29.27s
8 THE THIRSTY VET	5	40.1m	18.2m (2)	24.4m (3)	2:51.36	31.51s	29.20s
5 TOP SHELF JAMIESON	6	51.8m	10.0m (0)	17.0m (0)	2:52.23	31.64s	30.53s
1 PANDORAS ART	7	71.7m	15.0m (1)	24.8m (2)	2:53.70	31.89s	31.38s
9 LIGHTSHOW	8	81.3m	10.2m (1)	18.6m (1)	2:54.40	31.84s	32.48s
3 MAJOR BUZZ	9	87.8m	8.2m (2)	18.6m (2)	2:54.88	32.01s	32.93s

Finish Position and metres gained

First Arrow shows distance gain/loss from 2nd Qtr to 3rd Qtr, Second Arrow shows distance gain/loss from 3rd Qtr to Finish
Blue arrow indicates best gain in these quarters



800

Visual positions in race at 2nd Quarter



400

Visual positions in race at 3rd Quarter



Powered by



Harness Analyser

Sectional Analysis Software

Not just form | Free Trial

www.facebook.com/PJHarnessRacing



RISE Digital, Harness Racing Australia nor the provider accepts any responsibility for the completeness or accuracy of any of the information contained herein, and makes no representations about its suitability for any particular purpose. Users should make their own judgements about those matters and/or seek independent advice. You assume all risks associated with use of data provided on this page