

Bunbury Race 1 Distance 1609m

Saturday, 2 March 2024

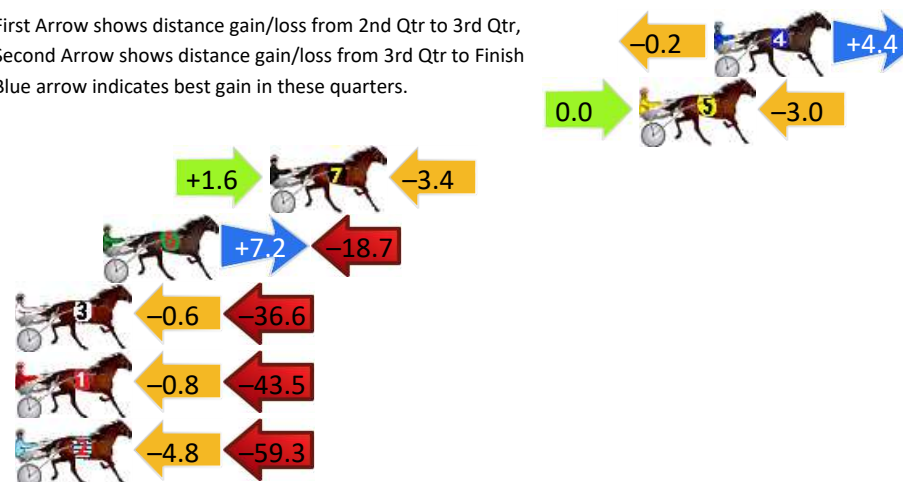
Gross Time: 1:56.30 MileRate: 1:56.30 LeadTime: 0.00s First Qtr: 27.80s Second Qtr: 30.30s Third Qtr: 29.10s Fourth Qtr: 29.20s

DATA TABLE: 800 / 400 Posi's are position from leader and (how wide the horse was at that position)

NoHorse	Plc	Mar	800 Posi	400 Posi	Time	3rd Qtr	4th Qt
4 REINETTE	1	0.0m	4.2m (0)	4.4m (0)	1:56.30	29.12s	28.88s
5 ISEEUBABY	2	3.0m	0.0m (0)	0.0m (0)	1:56.53	29.10s	29.42s
7 SHOOBEE'S DOUBLE	3	17.8m	16.0m (0)	14.4m (2)	1:57.66	28.98s	29.45s
6 MONEY WELL SPENT	4	24.5m	13.0m (1)	5.8m (2)	1:58.18	28.58s	30.56s
3 HEAD OFFICE	5	41.0m	3.8m (1)	4.4m (1)	1:59.44	29.14s	31.86s
1 MISS MARCOPOLO	6	53.1m	8.8m (1)	9.6m (1)	2:00.37	29.15s	32.36s
2 LUNA GODDESS	7	72.3m	8.2m (0)	13.0m (0)	2:01.84	29.44s	33.50s

Finish Position and metres gained

First Arrow shows distance gain/loss from 2nd Qtr to 3rd Qtr, Second Arrow shows distance gain/loss from 3rd Qtr to Finish Blue arrow indicates best gain in these quarters.



800

Visual positions in race at 2nd Quarter



400

Visual positions in race at 3rd Quarter



Powered by



Harness Analyser

Sectional Analysis Software

Not just form | Free Trial

www.facebook.com/PJHarnessRacing



RISE Digital, Harness Racing Australia nor the provider accepts any responsibility for the completeness or accuracy of any of the information contained herein, and makes no representations about its suitability for any particular purpose. Users should make their own judgements about those matters and/or seek independent advice. You assume all risks associated with use of data provided on this page

Bunbury Race 2 Distance 1609m

Saturday, 2 March 2024


Gross Time: 1:57.80 MileRate: 1:57.80 LeadTime: 0.00s First Qtr: 29.10s Second Qtr: 31.30s Third Qtr: 27.90s Fourth Qtr: 29.60s

DATA TABLE: 800 / 400 Posi's are position from leader and (how wide the horse was at that position)

NoHorse	Plc	Mar	800 Posi	400 Posi	Time	3rd Qtr	4th Qt
4 STIRUP IRON JACK	1	0.0m	0.0m (0)	0.0m (0)	1:57.80	27.90s	29.60s
3 GEARSINAWHIRL	2	4.0m	4.2m (0)	4.0m (0)	1:58.11	27.89s	29.60s
1 LILLY LAGUNA	3	9.5m	8.2m (0)	8.4m (0)	1:58.54	27.91s	29.68s
12 SHES A LUCKY PENNY	4	12.1m	11.6m (1)	10.6m (2)	1:58.74	27.83s	29.71s
9 GO HOME JO	5	14.5m	15.6m (1)	15.6m (2)	1:58.93	27.90s	29.52s
5 NYARNYEE NAVAJO	6	20.0m	7.6m (1)	8.6m (1)	1:59.35	27.95s	30.44s
10 TRUNKEY CARRAWA	7	20.7m	20.0m (1)	18.4m (3)	1:59.41	27.78s	29.77s
8 CHICA VALIENTE	8	23.7m	16.4m (0)	19.2m (1)	1:59.64	28.09s	29.93s
6 ASHIMA	9	29.4m	24.8m (0)	30.4m (0)	2:00.08	28.30s	29.53s
11 TRUNKEY FETCH	10	29.6m	20.6m (0)	26.4m (0)	2:00.10	28.31s	29.84s
7 GLADYS GUGMAN	11	30.3m	24.0m (1)	26.8m (1)	2:00.15	28.09s	29.86s
2 DEBRENIKA	12	30.6m	12.4m (0)	17.8m (0)	2:00.17	28.26s	30.54s

Finish Position and metres gained

First Arrow shows distance gain/loss from 2nd Qtr to 3rd Qtr,
Second Arrow shows distance gain/loss from 3rd Qtr to Finish
Blue arrow indicates best gain in these quarters.



800

Visual positions in race at 2nd Quarter



400

Visual positions in race at 3rd Quarter



Powered by
PJ Harness Analyser

Sectional Analysis Software
Not just form | Free Trial

www.facebook.com/PJHarnessRacing



RISE Digital, Harness Racing Australia nor the provider accepts any responsibility for the completeness or accuracy of any of the information contained herein, and makes no representations about its suitability for any particular purpose. Users should make their own judgements about those matters and/or seek independent advice. You assume all risks associated with use of data provided on this page

Bunbury Race 3 Distance 2100m

Saturday, 2 March 2024

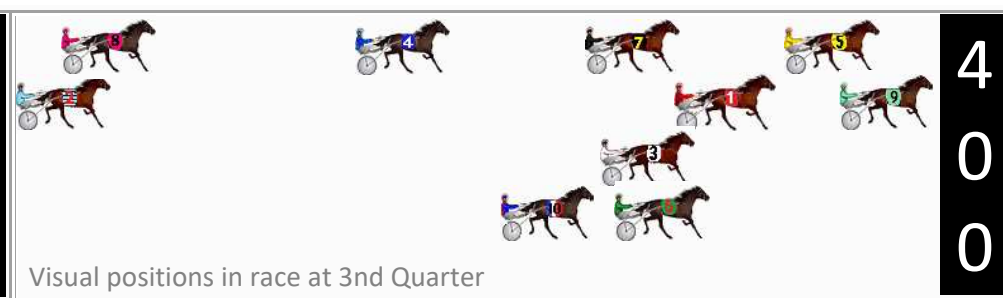
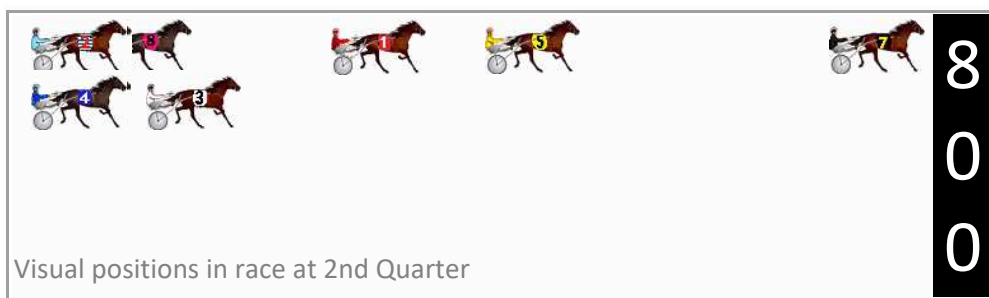
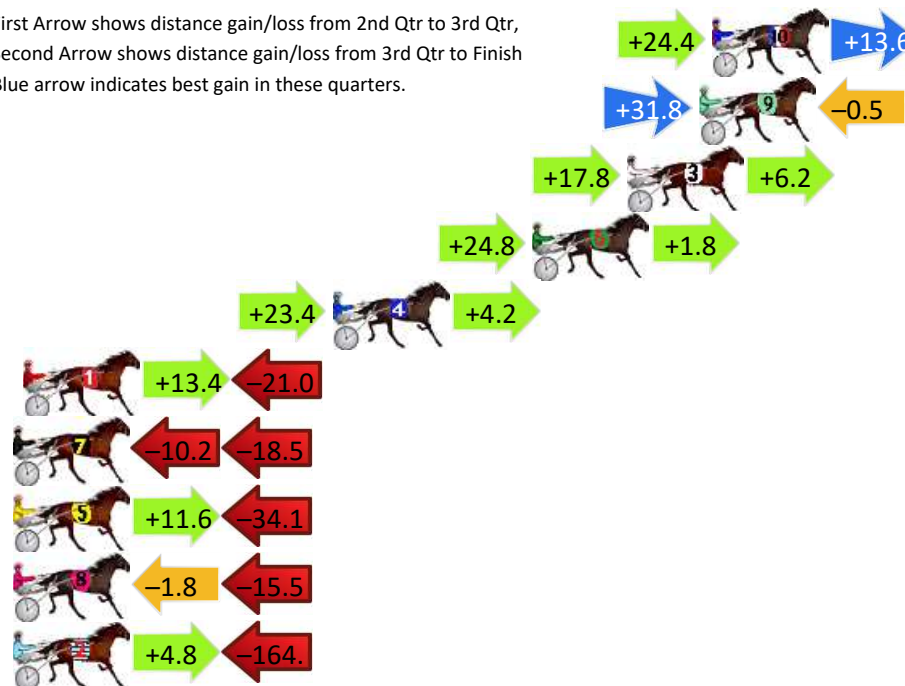
Gross Time: 2:36.60 MileRate: 2:00.00 LeadTime: 33.10s First Qtr: 28.80s Second Qtr: 30.80s Third Qtr: 31.30s Fourth Qtr: 32.60s

DATA TABLE: 800 / 400 Posi's are position from leader and (how wide the horse was at that position)

No	Horse	Plc	Mar	800 Posi	400 Posi	Time	3rd Qtr	4th Qt
10	PATRIKIAR	1	0.0m	38.0m (1)	13.6m (3)	2:36.60	29.38s	31.50s
9	PRECOCIOUS LADY	2	0.5m	31.8m (1)	0.0m (1)	2:36.64	28.77s	32.64s
3	JUSTLIKE TURBO	3	3.4m	27.4m (1)	9.6m (2)	2:36.89	29.90s	32.10s
6	MAJOR CORRIDA	4	7.2m	33.8m (0)	9.0m (3)	2:37.21	29.33s	32.45s
4	THEYCALL ME STOOGEE	5	15.2m	42.8m (1)	19.4m (0)	2:37.89	29.45s	32.26s
1	STAR LILLY	6	27.6m	20.0m (0)	6.6m (1)	2:38.95	30.20s	34.30s
7	MAGIC EYE MICK	7	28.7m	0.0m (0)	10.2m (0)	2:39.04	32.08s	34.10s
5	JIMMY RECARD	8	36.3m	13.8m (0)	2.2m (0)	2:39.69	30.32s	35.36s
8	ROCKIN JETSTAR	9	46.7m	29.4m (0)	31.2m (0)	2:40.57	31.42s	33.86s
2	HI TOMMY	10	198.9m	39.4m (0)	34.6m (1)	2:53.52	30.65s	45.92s

Finish Position and metres gained

First Arrow shows distance gain/loss from 2nd Qtr to 3rd Qtr, Second Arrow shows distance gain/loss from 3rd Qtr to Finish Blue arrow indicates best gain in these quarters.



Bunbury Race 4 Distance 2100m

Saturday, 2 March 2024

Gross Time: 2:35.10

MileRate: 1:58.90

LeadTime: 33.90s

First Qtr: 30.60s

Second Qtr: 29.90s

Third Qtr: 29.50s




Fourth Qtr: 31.20s

DATA TABLE: 800 / 400 Posi's are position from leader and (how wide the horse was at that position)

No	Horse	Plc	Mar	800 Posi	400 Posi	Time	3rd Qtr	4th Qt
10	MORE SASS	1	0.0m	21.6m (1)	2.8m (2)	2:35.10	28.09s	30.98s
7	ISLAND TEE REX	2	2.8m	26.4m (1)	6.6m (3)	2:35.33	28.01s	30.91s
9	SKIPPIN CLASS	3	3.5m	17.8m (1)	26.6m (0)	2:35.39	30.21s	29.41s
4	SCUTTLEBUTT	4	10.1m	0.0m (0)	0.0m (0)	2:35.92	29.48s	31.98s
11	MISS STEFANI	5	10.9m	26.4m (0)	17.0m (1)	2:35.99	28.80s	30.73s
12	SWEET SASSYMOLASSY	6	11.9m	30.4m (0)	27.8m (1)	2:36.07	29.34s	29.97s
5	JINGLING JEWELS	7	14.1m	10.8m (0)	4.0m (0)	2:36.25	28.97s	31.98s
8	MANGO TANGO	8	30.8m	19.6m (0)	23.4m (1)	2:37.61	29.77s	31.77s
2	FLASH MOB	9	30.9m	15.0m (0)	14.8m (0)	2:37.62	29.45s	32.45s
3	ALWAYS BE TEDDY	10	69.3m	6.6m (0)	3.2m (1)	2:40.75	29.10s	36.33s
6	RAPTOR RAIDER	11	104.3m	13.8m (1)	35.0m (2)	2:43.61	30.95s	36.58s
1	ANOTHER RUSTY	12	174.2m	36.2m (0)	70.0m (0)	2:49.31	31.83s	39.28s

Finish Position and metres gained

First Arrow shows distance gain/loss from 2nd Qtr to 3rd Qtr,
Second Arrow shows distance gain/loss from 3rd Qtr to Finish
Blue arrow indicates best gain in these quarters.



Bunbury Race 5 Distance 1609m

Saturday, 2 March 2024




Gross Time: 1:56.90 MileRate: 1:56.90 LeadTime: 0.00s First Qtr: 27.50s Second Qtr: 32.30s Third Qtr: 28.20s Fourth Qtr: 29.00s

DATA TABLE: 800 / 400 Posi's are position from leader and (how wide the horse was at that position)

No	Horse	Plc	Mar	800 Posi	400 Posi	Time	3rd Qtr	4th Qt
10	LORD TITANIUM	1	0.0m	6.8m (1)	4.8m (2)	1:56.90	28.06s	28.65s
6	TOMMY CARTA	2	1.1m	4.0m (0)	4.0m (0)	1:56.98	28.20s	28.79s
7	BRODIE BOY	3	2.4m	0.0m (0)	0.0m (0)	1:57.08	28.20s	29.17s
12	VALHALLA MISS	4	2.4m	15.2m (1)	13.2m (2)	1:57.08	28.07s	28.22s
3	LIGHTFOOT LEIGH	5	9.3m	2.2m (1)	1.6m (1)	1:57.61	28.15s	29.56s
8	RECOVER LOVER	6	10.3m	8.2m (0)	8.2m (0)	1:57.68	28.20s	29.15s
11	HEART OF SAHARA	7	10.9m	11.0m (1)	9.0m (1)	1:57.73	28.06s	29.14s
5	PRIDDAH	8	23.1m	19.6m (1)	17.2m (1)	1:58.66	28.02s	29.43s
1	LOUIS ROUGE	9	24.7m	17.2m (0)	22.2m (0)	1:58.78	28.55s	29.18s
4	FEELING EMPATHY	10	30.3m	22.2m (0)	29.4m (0)	1:59.21	28.71s	29.06s
9	TIMES TICKIN	11	36.1m	12.4m (0)	15.6m (0)	1:59.65	28.41s	30.48s
2	CHASING COOPER	12	164.7m	55.0m (0)	100.0m (0)	2:09.43	31.34s	33.66s

Finish Position and metres gained

First Arrow shows distance gain/loss from 2nd Qtr to 3rd Qtr, Second Arrow shows distance gain/loss from 3rd Qtr to Finish
Blue arrow indicates best gain in these quarters.



Bunbury Race 6 Distance 2569m

Saturday, 2 March 2024

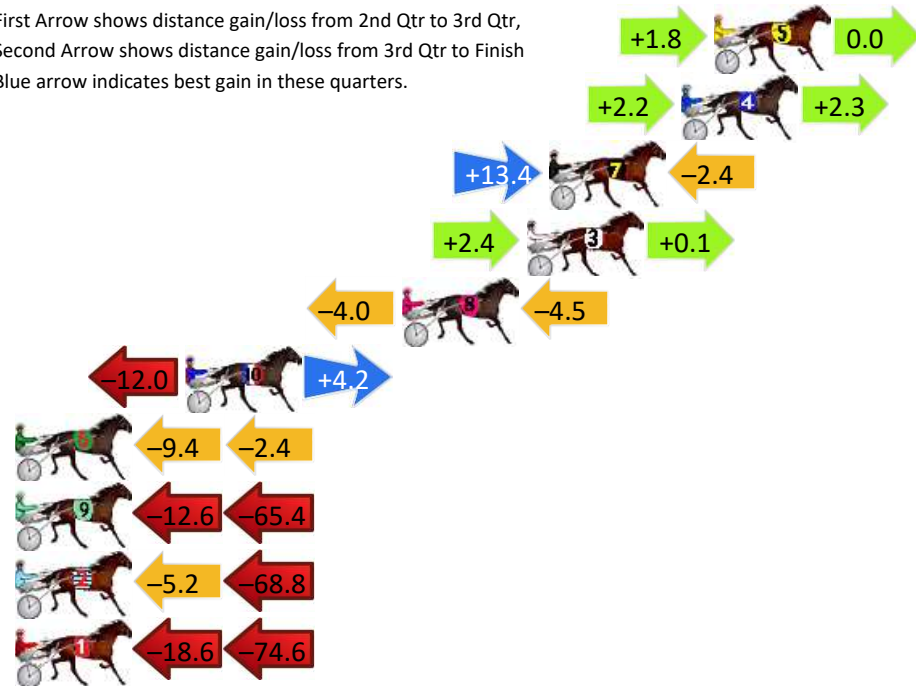
Gross Time: 3:13.30 MileRate: 2:01.10 LeadTime: 72.80s First Qtr: 31.70s Second Qtr: 30.70s Third Qtr: 28.50s Fourth Qtr: 29.60s

DATA TABLE: 800 / 400 Posi's are position from leader and (how wide the horse was at that position)

NoHorse	Plc	Mar	800 Posi	400 Posi	Time	3rd Qtr	4th Qt
5 GREGARMY	1	0.0m	1.8m (1)	0.0m (0)	3:13.30	28.37s	29.60s
4 PER ARDUA AD ASTRA	2	1.3m	5.8m (1)	3.6m (1)	3:13.40	28.34s	29.43s
7 TERROR IN TEXAS	3	6.6m	17.6m (1)	4.2m (2)	3:13.81	27.53s	29.78s
3 SOUND WAVE	4	7.5m	10.0m (1)	7.6m (1)	3:13.88	28.33s	29.59s
8 ALFA PRINCE	5	12.5m	4.0m (0)	8.0m (0)	3:14.27	28.78s	29.93s
10 ATOMIC FEEL	6	21.2m	13.4m (0)	25.4m (2)	3:14.94	29.37s	29.29s
6 HEAVENLY WAGE	7	29.4m	17.6m (0)	27.0m (3)	3:15.58	29.18s	29.78s
9 SMOKEYS SHADOW	8	87.2m	9.2m (0)	21.8m (1)	3:20.07	29.32s	34.41s
2 HOTFOOT IT	9	87.8m	13.8m (1)	19.0m (2)	3:20.11	28.78s	34.66s
1 BALTIC ACE	10	93.2m	0.0m (0)	18.6m (0)	3:20.53	29.74s	35.09s


Finish Position and metres gained

First Arrow shows distance gain/loss from 2nd Qtr to 3rd Qtr,
Second Arrow shows distance gain/loss from 3rd Qtr to Finish
Blue arrow indicates best gain in these quarters.



800

Visual positions in race at 2nd Quarter



400

Visual positions in race at 3rd Quarter



Powered by



Harness Analyser

Sectional Analysis Software

Not just form | Free Trial

www.facebook.com/PJHarnessRacing



RISE Digital, Harness Racing Australia nor the provider accepts any responsibility for the completeness or accuracy of any of the information contained herein, and makes no representations about its suitability for any particular purpose. Users should make their own judgements about those matters and/or seek independent advice. You assume all risks associated with use of data provided on this page

Bunbury Race 7 Distance 2503m

Saturday, 2 March 2024

Gross Time: 3:13.70

MileRate: 2:04.60

LeadTime: 74.50s

First Qtr: 31.20s

Second Qtr: 31.50s

Third Qtr: 28.50s

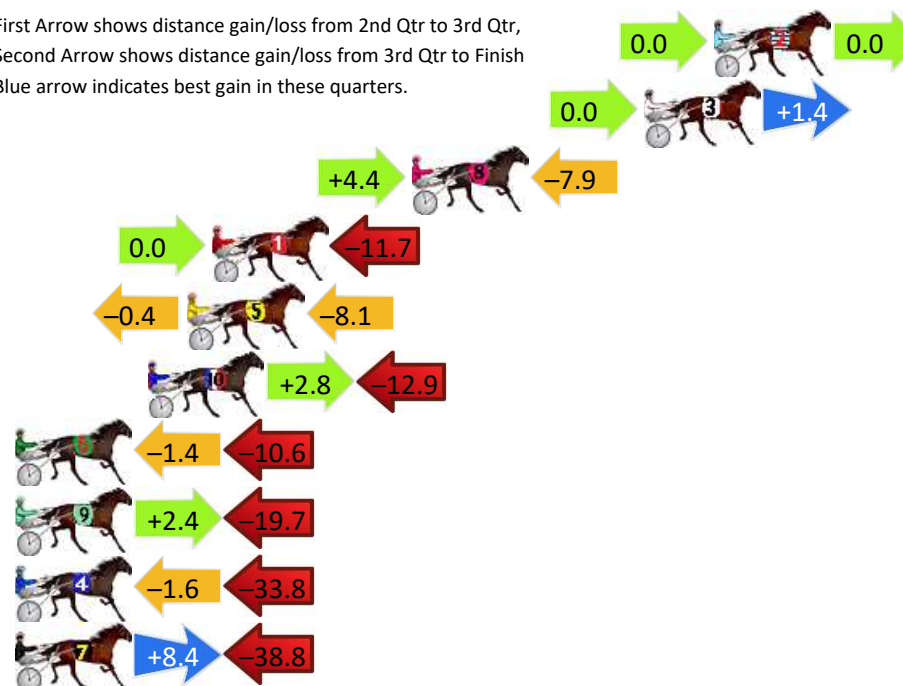
Fourth Qtr: 28.00s

DATA TABLE: 800 / 400 Posi's are position from leader and (how wide the horse was at that position)

NoHorse	Plc	Mar	800 Posi	400 Posi	Time	3rd Qtr	4th Qt
2 DOURADO	1	0.0m	0.0m (0)	0.0m (0)	3:13.70	28.50s	28.00s
3 BONSCO CIRCUS	2	2.8m	4.2m (0)	4.2m (0)	3:13.91	28.50s	27.90s
8 IM THE BEST	3	12.1m	8.6m (1)	4.2m (3)	3:14.59	28.20s	28.55s
1 IMMACHULATE	4	20.1m	8.4m (0)	8.4m (0)	3:15.18	28.51s	28.81s
5 TROUBLE SUPREME	5	21.1m	12.6m (0)	13.0m (1)	3:15.25	28.53s	28.56s
10 GOLD HORSESHOE	6	22.7m	12.6m (1)	9.8m (2)	3:15.37	28.31s	28.90s
6 I SEE FIRE	7	29.0m	17.0m (0)	18.4m (0)	3:15.83	28.60s	28.74s
9 BREWERY LANE	8	38.5m	21.2m (0)	18.8m (1)	3:16.53	28.34s	29.37s
4 HES THUNDER	9	40.0m	4.6m (1)	6.2m (1)	3:16.64	28.63s	30.35s
7 PATH OF GOLD	10	43.6m	13.2m (2)	4.8m (2)	3:16.91	27.93s	30.70s

Finish Position and metres gained

First Arrow shows distance gain/loss from 2nd Qtr to 3rd Qtr,
Second Arrow shows distance gain/loss from 3rd Qtr to Finish
Blue arrow indicates best gain in these quarters.



800

Visual positions in race at 2nd Quarter



400

Visual positions in race at 3rd Quarter



Powered by



Harness Analyser

Sectional Analysis Software

Not just form | Free Trial

www.facebook.com/PJHarnessRacing



RISE Digital, Harness Racing Australia nor the provider accepts any responsibility for the completeness or accuracy of any of the information contained herein, and makes no representations about its suitability for any particular purpose. Users should make their own judgements about those matters and/or seek independent advice. You assume all risks associated with use of data provided on this page

Bunbury Race 8 Distance 2100m

Saturday, 2 March 2024

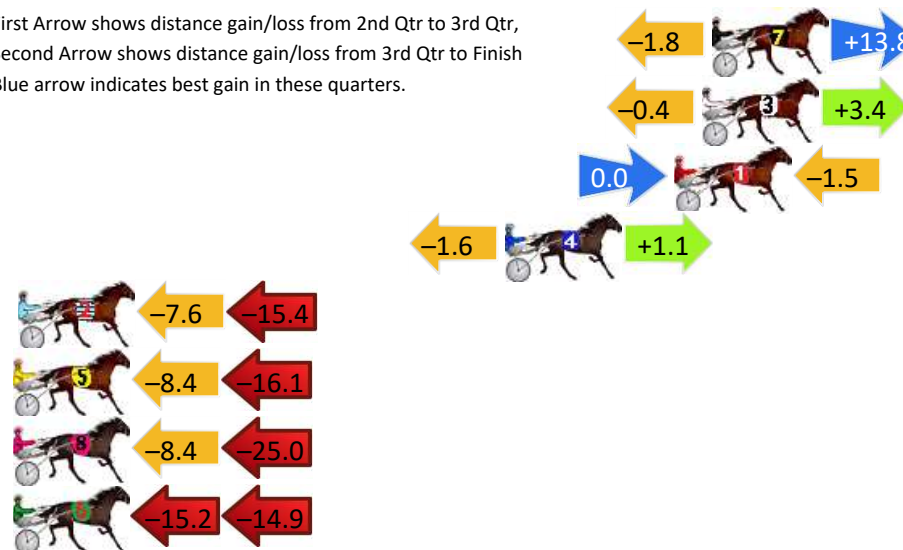
Gross Time: 2:39.20 MileRate: 2:02.00 LeadTime: 38.80s First Qtr: 31.70s Second Qtr: 31.20s Third Qtr: 28.50s Fourth Qtr: 29.00s

DATA TABLE: 800 / 400 Posi's are position from leader and (how wide the horse was at that position)

NoHorse	Plc	Mar	800 Posi	400 Posi	Time	3rd Qtr	4th Qt
7 ROMAN LEGION	1	0.0m	12.0m (1)	13.8m (1)	2:39.20	28.64s	28.01s
3 YANKIE KEV	2	0.4m	3.4m (1)	3.8m (0)	2:39.23	28.53s	28.75s
1 ALTA FREEWAY	3	1.5m	0.0m (0)	0.0m (0)	2:39.31	28.50s	29.11s
4 WHEEL FAST	4	8.3m	7.8m (1)	9.4m (1)	2:39.83	28.62s	28.92s
2 RIGGERS RIVER	5	27.8m	4.8m (0)	12.4m (0)	2:41.32	29.03s	30.11s
5 KRIPKE	6	37.7m	13.2m (0)	21.6m (0)	2:42.07	29.09s	30.16s
8 SWEET ROSEY	7	42.6m	9.2m (0)	17.6m (0)	2:42.44	29.08s	30.80s
6 INTERNAL WAVES	8	47.9m	17.8m (0)	33.0m (0)	2:42.84	29.58s	30.07s

Finish Position and metres gained

First Arrow shows distance gain/loss from 2nd Qtr to 3rd Qtr, Second Arrow shows distance gain/loss from 3rd Qtr to Finish Blue arrow indicates best gain in these quarters.



800

Visual positions in race at 2nd Quarter



400

Visual positions in race at 3rd Quarter



Powered by



Harness Analyser

Sectional Analysis Software

Not just form | Free Trial

www.facebook.com/PJHarnessRacing



RISE Digital, Harness Racing Australia nor the provider accepts any responsibility for the completeness or accuracy of any of the information contained herein, and makes no representations about its suitability for any particular purpose. Users should make their own judgements about those matters and/or seek independent advice. You assume all risks associated with use of data provided on this page

Bunbury Race 9 Distance 2100m

Saturday, 2 March 2024

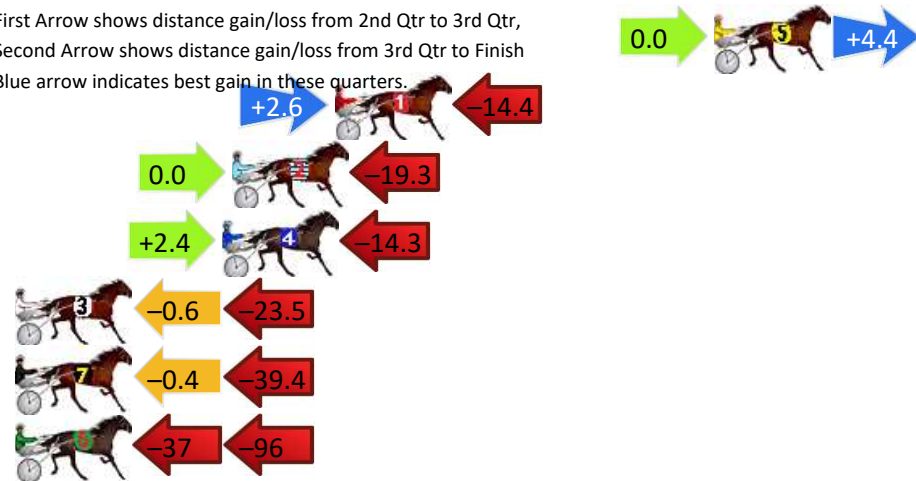
Gross Time: 2:39.90 MileRate: 2:02.50 LeadTime: 37.70s First Qtr: 33.20s Second Qtr: 31.10s Third Qtr: 28.40s Fourth Qtr: 29.50s

DATA TABLE: 800 / 400 Posi's are position from leader and (how wide the horse was at that position)

NoHorse	Plc	Mar	800 Posi	400 Posi	Time	3rd Qtr	4th Qt
5 TWELVE OCLOCK ROCK	1	0.0m	4.4m (0)	4.4m (0)	2:39.90	28.41s	29.18s
1 COPY OF PARIS	2	15.2m	3.4m (1)	0.8m (1)	2:41.08	28.19s	30.56s
2 LUNETTA	3	19.3m	0.0m (0)	0.0m (0)	2:41.39	28.37s	30.92s
4 SIMPLYTHEBEST	4	19.7m	7.8m (1)	5.4m (1)	2:41.42	28.21s	30.55s
3 FRANKENSTEINSBRIDE	5	32.9m	8.8m (0)	9.4m (0)	2:42.44	28.41s	31.22s
7 ABSOLUTE ROCK STAR	6	52.2m	12.4m (1)	12.8m (1)	2:43.94	28.37s	32.39s
6 DELORIS	7	145.4m	13.0m (0)	50.0m (0)	2:51.14	30.93s	36.50s

Finish Position and metres gained

First Arrow shows distance gain/loss from 2nd Qtr to 3rd Qtr, Second Arrow shows distance gain/loss from 3rd Qtr to Finish Blue arrow indicates best gain in these quarters.



800

Visual positions in race at 2nd Quarter



400

Visual positions in race at 3rd Quarter



Powered by



Harness Analyser

Sectional Analysis Software

Not just form | Free Trial

www.facebook.com/PJHarnessRacing



RISE Digital, Harness Racing Australia nor the provider accepts any responsibility for the completeness or accuracy of any of the information contained herein, and makes no representations about its suitability for any particular purpose. Users should make their own judgements about those matters and/or seek independent advice. You assume all risks associated with use of data provided on this page