

Bunbury Race 1 Distance 1609m

Friday, 15 March 2024



Gross Time: 1:56.00 MileRate: 1:56.00 LeadTime: 0.00s First Qtr: 28.80s Second Qtr: 29.90s Third Qtr: 29.30s Fourth Qtr: 28.00s

DATA TABLE: 800 / 400 Posi's are position from leader and (how wide the horse was at that position)

No	Horse	Plc	Mar	800 Posi	400 Posi	Time	3rd Qtr	4th Qt
1	DOUBLE THE ANTE	1	0.0m	0.0m (0)	0.0m (0)	1:56.00	29.30s	28.00s
7	THE VAN GOGH CAMEL	2	1.5m	3.6m (1)	2.6m (1)	1:56.11	29.23s	27.92s
2	PRINCE BENSON	3	4.6m	4.2m (0)	4.4m (0)	1:56.34	29.31s	28.01s
8	PHILTHEJUG	4	5.0m	8.2m (0)	8.4m (0)	1:56.37	29.31s	27.76s
5	BELLES WHISPER	5	5.9m	7.8m (1)	6.6m (1)	1:56.43	29.21s	27.95s
6	DEL BOCAVISTA BAY	6	8.4m	32.8m (1)	14.6m (0)	1:56.62	27.99s	27.57s
4	MAXIMUM ROCK	7	10.7m	17.2m (1)	12.0m (2)	1:56.79	28.93s	27.91s
9	ARIONROCK	8	11.9m	21.6m (1)	16.6m (2)	1:56.88	28.94s	27.67s
10	WORLDS ABOVE	9	12.1m	25.8m (1)	9.8m (3)	1:56.89	28.16s	28.16s
11	ROCK ROSIE ROCK	10	14.5m	28.6m (2)	7.8m (2)	1:57.07	27.83s	28.47s
3	AMARETTO ANGEL	11	23.3m	12.6m (1)	11.4m (1)	1:57.72	29.23s	28.83s

Finish Position and metres gained

First Arrow shows distance gain/loss from 2nd Qtr to 3rd Qtr,
Second Arrow shows distance gain/loss from 3rd Qtr to Finish
Blue arrow indicates best gain in these quarters.



Bunbury Race 2 Distance 2100m

Friday, 15 March 2024

Gross Time: 2:35.20

MileRate: 1:59.00

LeadTime: 36.30s

First Qtr: 31.50s

Second Qtr: 30.20s

Third Qtr: 29.10s


Fourth Qtr: 28.10s

DATA TABLE: 800 / 400 Posi's are position from leader and (how wide the horse was at that position)

No	Horse	Plc	Mar	800 Posi	400 Posi	Time	3rd Qtr	4th Qt
1	FLYIN DISCO	1	0.0m	3.8m (0)	4.4m (0)	2:35.20	29.14s	27.79s
3	CATCH THE RED EYE	2	0.4m	0.0m (0)	0.2m (0)	2:35.23	29.11s	28.11s
9	ISAIDBOO	3	2.4m	13.2m (1)	0.0m (2)	2:35.38	28.16s	28.27s
4	MEGA MACH	4	4.2m	7.6m (0)	8.6m (0)	2:35.51	29.17s	27.79s
10	HIGHLY FLAMMABLE	5	10.5m	17.0m (1)	11.0m (1)	2:35.98	28.67s	28.07s
5	HES A COOL MACH	6	17.6m	4.6m (1)	6.4m (1)	2:36.50	29.24s	28.88s
7	THE RIGHTEOUS	7	17.8m	19.6m (0)	15.6m (1)	2:36.51	28.82s	28.25s
11	THEYCALL ME STOOGIE	8	18.1m	15.6m (0)	20.4m (1)	2:36.54	29.44s	27.94s
6	STIRUP IRON JACK	9	20.8m	0.6m (1)	2.4m (1)	2:36.74	29.25s	29.39s
2	JIMMY RECARD	10	24.9m	9.0m (1)	5.6m (2)	2:37.04	28.88s	29.45s
8	ALL BLACK RAIN	11	27.2m	11.6m (0)	16.2m (0)	2:37.21	29.44s	28.87s
12	LUHRSY	12	27.6m	20.6m (2)	9.6m (2)	2:37.24	28.34s	29.36s

Finish Position and metres gained

First Arrow shows distance gain/loss from 2nd Qtr to 3rd Qtr,
Second Arrow shows distance gain/loss from 3rd Qtr to Finish
Blue arrow indicates best gain in these quarters.



Visual positions in race at 2nd Quarter

800



Visual positions in race at 3rd Quarter

400



Powered by



Harness Analyser

Sectional Analysis Software

Not just form | Free Trial

www.facebook.com/PJHarnessRacing



RISE Digital, Harness Racing Australia nor the provider accepts any responsibility for the completeness or accuracy of any of the information contained herein, and makes no representations about its suitability for any particular purpose. Users should make their own judgements about those matters and/or seek independent advice. You assume all risks associated with use of data provided on this page

Bunbury Race 3 Distance 1609m

Friday, 15 March 2024


Gross Time: 1:54.30 MileRate: 1:54.30 LeadTime: 0.00s First Qtr: 28.30s Second Qtr: 29.00s Third Qtr: 28.30s Fourth Qtr: 28.80s

DATA TABLE: 800 / 400 Posi's are position from leader and (how wide the horse was at that position)

No	Horse	Plc	Mar	800 Posi	400 Posi	Time	3rd Qtr	4th Qt
9	CALLMEWHATUWANT	1	0.0m	0.0m (1)	0.0m (0)	1:54.30	28.30s	28.80s
4	ROCKIN THE TREND	2	12.5m	14.6m (1)	9.2m (1)	1:55.24	27.91s	29.04s
3	LIGHTFOOT LEIGH	3	14.5m	4.8m (1)	3.4m (1)	1:55.40	28.19s	29.59s
12	BRODIE BOY	4	24.0m	23.4m (1)	16.4m (2)	1:56.11	27.80s	29.34s
1	SWANBOURNE SPUNK	5	24.4m	1.2m (0)	7.6m (0)	1:56.14	28.74s	30.00s
8	MISTER SAUVAGE	6	25.1m	7.8m (0)	12.6m (0)	1:56.20	28.63s	29.69s
11	HEAVENLY WAGE	7	30.4m	16.4m (0)	23.0m (2)	1:56.60	28.76s	29.33s
5	IMMACHULATE	8	33.1m	20.8m (0)	24.4m (0)	1:56.80	28.55s	29.42s
2	BATAVIA STORM	9	33.3m	10.6m (1)	15.2m (1)	1:56.82	28.62s	30.10s
10	ALTAIR STAR	10	34.3m	12.4m (0)	17.0m (0)	1:56.89	28.62s	30.04s
6	LIL DELIGHT	11	35.5m	25.4m (0)	30.6m (0)	1:56.98	28.67s	29.15s
7	IDEAL WHITBY	12	36.6m	18.8m (1)	20.0m (1)	1:57.07	28.37s	29.99s

Finish Position and metres gained

First Arrow shows distance gain/loss from 2nd Qtr to 3rd Qtr,
Second Arrow shows distance gain/loss from 3rd Qtr to Finish
Blue arrow indicates best gain in these quarters.



800

Visual positions in race at 2nd Quarter



400

Visual positions in race at 3rd Quarter



Powered by



Harness Analyser

Sectional Analysis Software

Not just form | Free Trial

www.facebook.com/PJHarnessRacing



RISE Digital, Harness Racing Australia nor the provider accepts any responsibility for the completeness or accuracy of any of the information contained herein, and makes no representations about its suitability for any particular purpose. Users should make their own judgements about those matters and/or seek independent advice. You assume all risks associated with use of data provided on this page

Bunbury Race 4 Distance 2569m

Friday, 15 March 2024

Gross Time: 3:10.30

MileRate: 1:59.20

LeadTime: 72.70s

First Qtr: 30.60s

Second Qtr: 30.00s

Third Qtr: 28.30s


Fourth Qtr: 28.70s

DATA TABLE: 800 / 400 Posi's are position from leader and (how wide the horse was at that position)

NoHorse	Plc	Mar	800 Posi	400 Posi	Time	3rd Qtr	4th Qt
5 ALLWOOD MACH	1	0.0m	0.0m (0)	0.0m (0)	3:10.30	28.30s	28.70s
7 GOV STARZZZ	2	2.8m	12.2m (0)	9.6m (0)	3:10.51	28.12s	28.21s
4 MASTER LEIGHTON	3	3.1m	4.0m (0)	4.2m (0)	3:10.53	28.31s	28.62s
6 SOUND WAVE	4	10.2m	1.8m (1)	2.4m (1)	3:11.07	28.34s	29.26s
2 STAR OF WILLOUGHBY	5	20.9m	6.0m (1)	7.8m (1)	3:11.87	28.42s	29.63s
9 JOEY JAMES	6	31.6m	10.0m (1)	7.4m (2)	3:12.68	28.10s	30.43s
8 OUR TRUMP CARD	7	77.1m	14.4m (1)	16.6m (1)	3:16.11	28.43s	33.02s
1 HI TOMMY	8	84.9m	8.0m (0)	17.6m (0)	3:16.70	28.95s	33.50s

Finish Position and metres gained

First Arrow shows distance gain/loss from 2nd Qtr to 3rd Qtr,
Second Arrow shows distance gain/loss from 3rd Qtr to Finish
Blue arrow indicates best gain in these quarters.



800

Visual positions in race at 2nd Quarter



400

Visual positions in race at 3rd Quarter



Powered by



Harness Analyser

Sectional Analysis Software

Not just form | Free Trial

www.facebook.com/PJHarnessRacing



RISE Digital, Harness Racing Australia nor the provider accepts any responsibility for the completeness or accuracy of any of the information contained herein, and makes no representations about its suitability for any particular purpose. Users should make their own judgements about those matters and/or seek independent advice. You assume all risks associated with use of data provided on this page

Bunbury Race 5 Distance 1609m

Friday, 15 March 2024


Gross Time: 1:57.30 MileRate: 1:57.30 LeadTime: 0.00s First Qtr: 29.20s Second Qtr: 30.40s Third Qtr: 28.90s Fourth Qtr: 28.90s

DATA TABLE: 800 / 400 Posi's are position from leader and (how wide the horse was at that position)

NoHorse	Plc	Mar	800 Posi	400 Posi	Time	3rd Qtr	4th Qt
10 ROMAN LEGION	1	0.0m	18.8m (1)	9.0m (2)	1:57.30	28.20s	28.25s
12 BONSCO CIRCUS	2	0.2m	23.2m (1)	13.0m (2)	1:57.32	28.17s	27.98s
9 WHEEL FAST	3	10.1m	13.8m (2)	4.4m (2)	1:58.07	28.22s	29.31s
7 KOPPER KOTE	4	10.9m	7.2m (2)	0.0m (2)	1:58.13	28.38s	29.68s
3 GALEOCERDO CUVIER	5	23.1m	10.6m (1)	11.8m (1)	1:59.05	28.99s	29.71s
11 THORIUM ENERGY	6	23.3m	14.4m (0)	16.4m (1)	1:59.07	29.04s	29.40s
8 MANGO TANGO	7	28.3m	8.4m (0)	11.4m (0)	1:59.45	29.12s	30.11s
1 NYARNYEE NAVAJO	8	29.4m	4.4m (0)	7.4m (0)	1:59.53	29.12s	30.48s
4 QUEEN OF STARS	9	31.5m	6.0m (1)	6.2m (1)	1:59.69	28.91s	30.72s
2 FLASH MOB	10	36.1m	0.0m (0)	3.2m (0)	2:00.04	29.13s	31.26s
6 OUR MUSICAL MOTION	11	38.1m	1.8m (1)	1.8m (1)	2:00.19	28.90s	31.51s

Finish Position and metres gained

First Arrow shows distance gain/loss from 2nd Qtr to 3rd Qtr,
Second Arrow shows distance gain/loss from 3rd Qtr to Finish
Blue arrow indicates best gain in these quarters.



Visual positions in race at 2nd Quarter

800



Visual positions in race at 3rd Quarter

400



Powered by
PJ

Harness Analyser

Sectional Analysis Software
Not just form | Free Trial

www.facebook.com/PJHarnessRacing



RISE Digital, Harness Racing Australia nor the provider accepts any responsibility for the completeness or accuracy of any of the information contained herein, and makes no representations about its suitability for any particular purpose. Users should make their own judgements about those matters and/or seek independent advice. You assume all risks associated with use of data provided on this page

Bunbury Race 6 Distance 1609m

Friday, 15 March 2024


Gross Time: 1:56.60 MileRate: 1:56.60 LeadTime: 0.00s First Qtr: 28.20s Second Qtr: 31.00s Third Qtr: 28.00s Fourth Qtr: 29.40s

DATA TABLE: 800 / 400 Posi's are position from leader and (how wide the horse was at that position)

No	Horse	Plc	Mar	800 Posi	400 Posi	Time	3rd Qtr	4th Qt
9	GO HOME JO	1	0.0m	13.0m (0)	8.6m (0)	1:56.60	27.70s	28.77s
2	MILITARY STAR	2	3.6m	8.8m (0)	6.0m (2)	1:56.88	27.80s	29.22s
8	SANFORD BART	2	3.6m	7.2m (1)	4.0m (1)	1:56.88	27.77s	29.37s
5	MISS STEFANI	4	3.9m	4.8m (0)	4.4m (0)	1:56.90	27.97s	29.36s
7	MORISSETTE	5	9.7m	2.6m (1)	0.0m (1)	1:57.35	27.80s	30.11s
12	SHES A LUCKY PENNY	6	16.2m	17.4m (0)	12.4m (0)	1:57.85	27.64s	29.68s
10	CHICA VALIENTE	7	16.4m	20.8m (1)	11.4m (1)	1:57.86	27.32s	29.77s
4	SWEET SASSYMOLASSY	8	21.3m	11.4m (1)	9.2m (3)	1:58.24	27.82s	30.28s
6	SANFORD TILLY	9	21.6m	23.0m (0)	16.8m (1)	1:58.27	27.55s	29.75s
1	NORTHERN GAZE	10	23.7m	0.0m (0)	0.4m (0)	1:58.43	27.99s	31.10s
11	HES THUNDER	11	24.1m	25.0m (1)	21.4m (1)	1:58.46	27.74s	29.60s
3	ROSE TO FAME	12	25.1m	16.0m (1)	16.6m (0)	1:58.53	28.03s	30.02s

Finish Position and metres gained

First Arrow shows distance gain/loss from 2nd Qtr to 3rd Qtr, Second Arrow shows distance gain/loss from 3rd Qtr to Finish Blue arrow indicates best gain in these quarters.



800

Visual positions in race at 2nd Quarter



400

Visual positions in race at 3rd Quarter



Powered by



Harness Analyser

Sectional Analysis Software

Not just form | Free Trial

www.facebook.com/PJHarnessRacing



RISE Digital, Harness Racing Australia nor the provider accepts any responsibility for the completeness or accuracy of any of the information contained herein, and makes no representations about its suitability for any particular purpose. Users should make their own judgements about those matters and/or seek independent advice. You assume all risks associated with use of data provided on this page

Bunbury Race 7 Distance 2100m

Friday, 15 March 2024

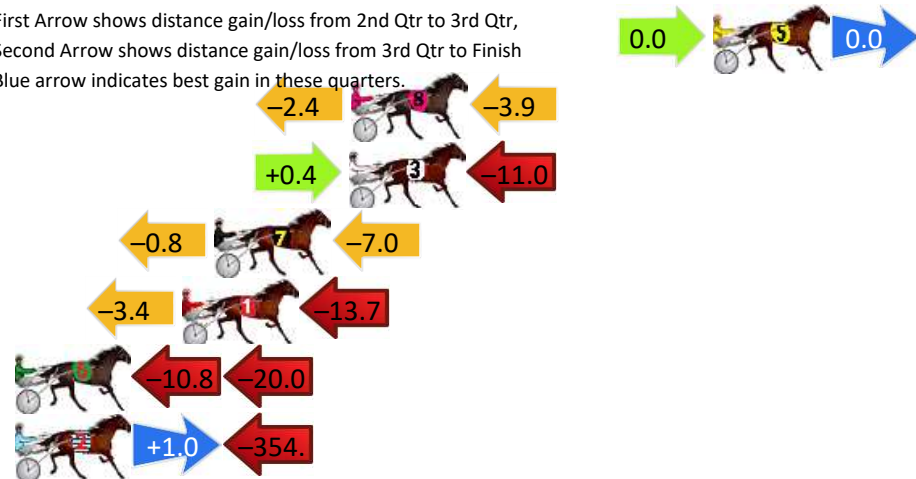
Gross Time: 2:42.40 MileRate: 2:04.50 LeadTime: 38.20s First Qtr: 34.20s Second Qtr: 31.40s Third Qtr: 29.10s Fourth Qtr: 29.50s

DATA TABLE: 800 / 400 Posi's are position from leader and (how wide the horse was at that position)

NoHorse	Plc	Mar	800 Posi	400 Posi	Time	3rd Qtr	4th Qt
5 PANDORAS ART	1	0.0m	0.0m (0)	0.0m (0)	2:42.40	29.10s	29.50s
8 THE THIRSTY VET	2	14.5m	8.2m (0)	10.6m (1)	2:43.52	29.27s	29.79s
3 LUCY HELEN	3	14.6m	4.0m (1)	3.6m (1)	2:43.53	29.07s	30.31s
7 CAPPY THE FIREY	4	20.0m	12.2m (1)	13.0m (2)	2:43.95	29.15s	30.01s
1 MAJOR BUZZ	5	21.3m	4.2m (0)	7.6m (0)	2:44.05	29.34s	30.50s
6 TOP SHELF JAMIESON	6	44.0m	13.2m (0)	24.0m (0)	2:45.80	29.88s	30.97s
2 INEEDA DRINK	7	361.0m	8.0m (1)	7.0m (2)	3:10.32	28.85s	55.46s

Finish Position and metres gained

First Arrow shows distance gain/loss from 2nd Qtr to 3rd Qtr,
Second Arrow shows distance gain/loss from 3rd Qtr to Finish
Blue arrow indicates best gain in these quarters.



800

Visual positions in race at 2nd Quarter



400

Visual positions in race at 3rd Quarter



Powered by



Harness Analyser

Sectional Analysis Software

Not just form | Free Trial

www.facebook.com/PJHarnessRacing



RISE Digital, Harness Racing Australia nor the provider accepts any responsibility for the completeness or accuracy of any of the information contained herein, and makes no representations about its suitability for any particular purpose. Users should make their own judgements about those matters and/or seek independent advice. You assume all risks associated with use of data provided on this page