

Narrogin Race 1 Distance 2242m

Friday, 1 March 2024

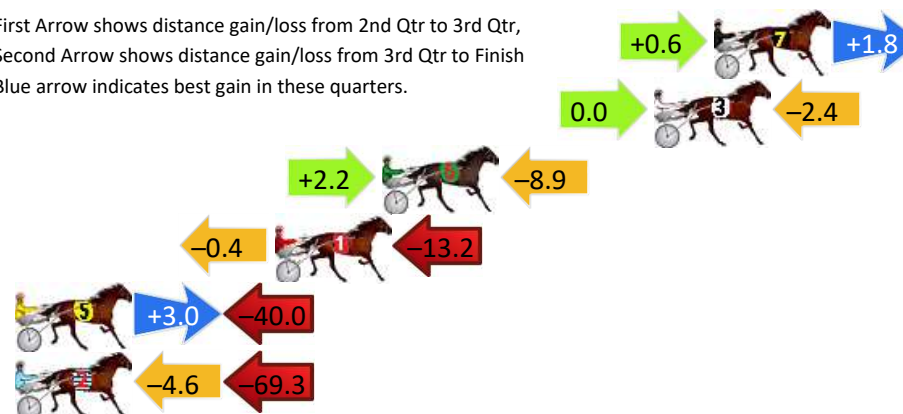
Gross Time: 2:51.10 MileRate: 2:02.80 LeadTime: 48.20s First Qtr: 32.10s Second Qtr: 31.80s Third Qtr: 29.80s Fourth Qtr: 29.20s

DATA TABLE: 800 / 400 Posi's are position from leader and (how wide the horse was at that position)

NoHorse	Plc	Mar	800 Posi	400 Posi	Time	3rd Qtr	4th Qt
7 THE VAN GOGH CAMEL	1	0.0m	2.4m (1)	1.8m (1)	2:51.10	29.75s	29.07s
3 DOUBLE THE ANTE	2	2.4m	0.0m (0)	0.0m (0)	2:51.28	29.80s	29.37s
6 MAXIMUM ROCK	3	13.3m	6.6m (1)	4.4m (2)	2:52.12	29.65s	29.85s
1 PRINCE BENSON	4	17.6m	4.0m (0)	4.4m (0)	2:52.45	29.84s	30.16s
5 DEL BOCAVISTA BAY	5	47.6m	10.6m (1)	7.6m (3)	2:54.75	29.61s	32.10s
2 LOWLANDS BEACH BOY	6	85.7m	11.8m (0)	16.4m (0)	2:57.66	30.19s	34.23s


Finish Position and metres gained

First Arrow shows distance gain/loss from 2nd Qtr to 3rd Qtr, Second Arrow shows distance gain/loss from 3rd Qtr to Finish Blue arrow indicates best gain in these quarters.



800

Visual positions in race at 2nd Quarter



400

Visual positions in race at 3rd Quarter



Powered by



Harness Analyser

Sectional Analysis Software

Not just form | Free Trial

www.facebook.com/PJHarnessRacing



RISE Digital, Harness Racing Australia nor the provider accepts any responsibility for the completeness or accuracy of any of the information contained herein, and makes no representations about its suitability for any particular purpose. Users should make their own judgements about those matters and/or seek independent advice. You assume all risks associated with use of data provided on this page

Narrogin Race 2 Distance 1823m

Friday, 1 March 2024

Gross Time: 2:15.90

MileRate: 2:00.00

LeadTime: 14.50s

First Qtr: 30.50s

Second Qtr: 30.70s

Third Qtr: 28.90s


Fourth Qtr: 31.30s

DATA TABLE: 800 / 400 Posi's are position from leader and (how wide the horse was at that position)

NoHorse	Plc	Mar	800 Posi	400 Posi	Time	3rd Qtr	4th Qt
8 TUX AND TAILS	1	0.0m	12.2m (1)	10.8m (2)	2:15.90	28.83s	30.46s
9 DIAMOND DANCE	2	1.9m	16.4m (1)	16.0m (2)	2:16.06	28.91s	30.20s
3 IDEAL WHITBY	3	2.7m	7.6m (1)	3.8m (1)	2:16.12	28.62s	31.21s
1 ELLUCIFER	4	9.8m	0.0m (0)	0.0m (0)	2:16.70	28.87s	32.06s
5 SPORTS CENTRAL	5	14.0m	18.0m (0)	23.4m (2)	2:17.05	29.33s	30.57s
4 EYE BETTER	6	16.3m	21.0m (1)	20.8m (1)	2:17.23	28.90s	30.95s
7 STEP IT UP	7	16.5m	4.0m (0)	7.4m (0)	2:17.25	29.13s	32.01s
6 SWANBOURNE SPUNK	8	32.3m	3.2m (1)	10.4m (1)	2:18.54	29.37s	33.00s
2 BATAVIA PLAYBOY	9	34.0m	9.8m (0)	17.2m (0)	2:18.68	29.40s	32.61s
10 ALTA HURRAH	10	34.9m	14.0m (0)	21.6m (0)	2:18.76	29.43s	32.33s

Finish Position and metres gained

First Arrow shows distance gain/loss from 2nd Qtr to 3rd Qtr,
Second Arrow shows distance gain/loss from 3rd Qtr to Finish
Blue arrow indicates best gain in these quarters.



800

Visual positions in race at 2nd Quarter



400

Visual positions in race at 3rd Quarter



Powered by



Harness Analyser

Sectional Analysis Software

Not just form | Free Trial

www.facebook.com/PJHarnessRacing



RISE Digital, Harness Racing Australia nor the provider accepts any responsibility for the completeness or accuracy of any of the information contained herein, and makes no representations about its suitability for any particular purpose. Users should make their own judgements about those matters and/or seek independent advice. You assume all risks associated with use of data provided on this page

Narrogin Race 3 Distance 1823m

Friday, 1 March 2024

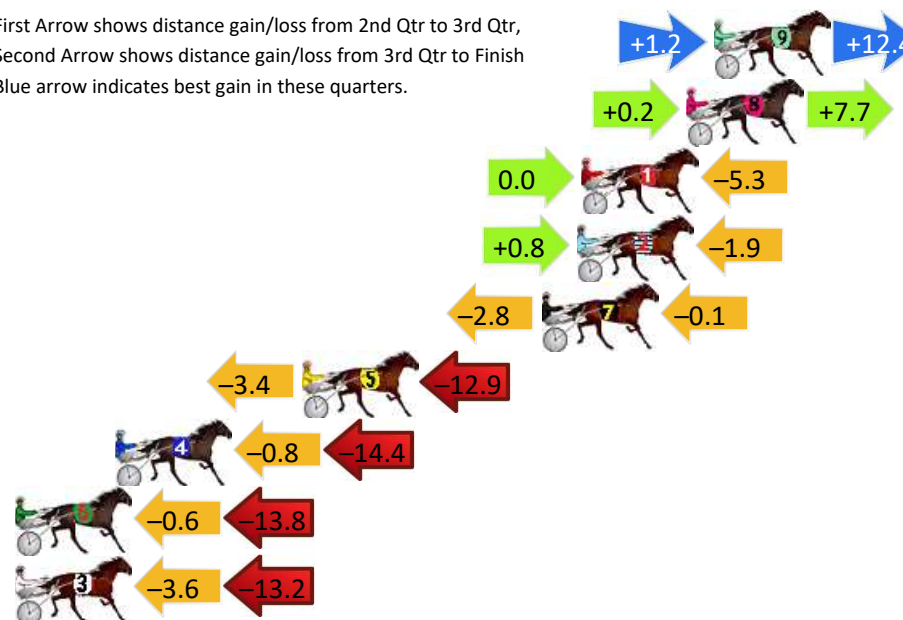
Gross Time: 2:14.70 MileRate: 1:58.90 LeadTime: 15.80s First Qtr: 29.40s Second Qtr: 29.60s Third Qtr: 29.10s Fourth Qtr: 30.80s

DATA TABLE: 800 / 400 Posi's are position from leader and (how wide the horse was at that position)

No	Horse	Plc	Mar	800 Posi	400 Posi	Time	3rd Qtr	4th Qt
9	SEE THE WORLD	1	0.0m	13.6m (1)	12.4m (1)	2:14.70	29.04s	29.85s
8	SANFORD HARRY	2	1.1m	9.0m (1)	8.8m (2)	2:14.79	29.10s	30.21s
1	MISTER SAUVAGE	3	5.3m	0.0m (0)	0.0m (0)	2:15.13	29.09s	31.21s
2	ROCKIN THE TREND	4	5.5m	4.4m (1)	3.6m (3)	2:15.14	29.04s	30.95s
7	OUR LADY JEN	5	6.9m	4.0m (0)	6.8m (1)	2:15.26	29.31s	30.81s
5	LA VISTA	6	16.5m	0.2m (1)	3.6m (2)	2:16.03	29.33s	31.79s
4	PINK PARADE	7	24.0m	8.8m (0)	9.6m (0)	2:16.63	29.13s	31.90s
6	HOT CINDER	8	29.2m	14.8m (0)	15.4m (0)	2:17.05	29.12s	31.86s
3	ALTAIR STAR	9	35.8m	19.0m (1)	22.6m (0)	2:17.58	29.34s	31.81s

Finish Position and metres gained

First Arrow shows distance gain/loss from 2nd Qtr to 3rd Qtr, Second Arrow shows distance gain/loss from 3rd Qtr to Finish
Blue arrow indicates best gain in these quarters.



800

Visual positions in race at 2nd Quarter



400

Visual positions in race at 3rd Quarter



Powered by



Harness Analyser

Sectional Analysis Software

Not just form | Free Trial

www.facebook.com/PJHarnessRacing



RISE Digital, Harness Racing Australia nor the provider accepts any responsibility for the completeness or accuracy of any of the information contained herein, and makes no representations about its suitability for any particular purpose. Users should make their own judgements about those matters and/or seek independent advice. You assume all risks associated with use of data provided on this page

Narrogin Race 4 Distance 2242m

Friday, 1 March 2024

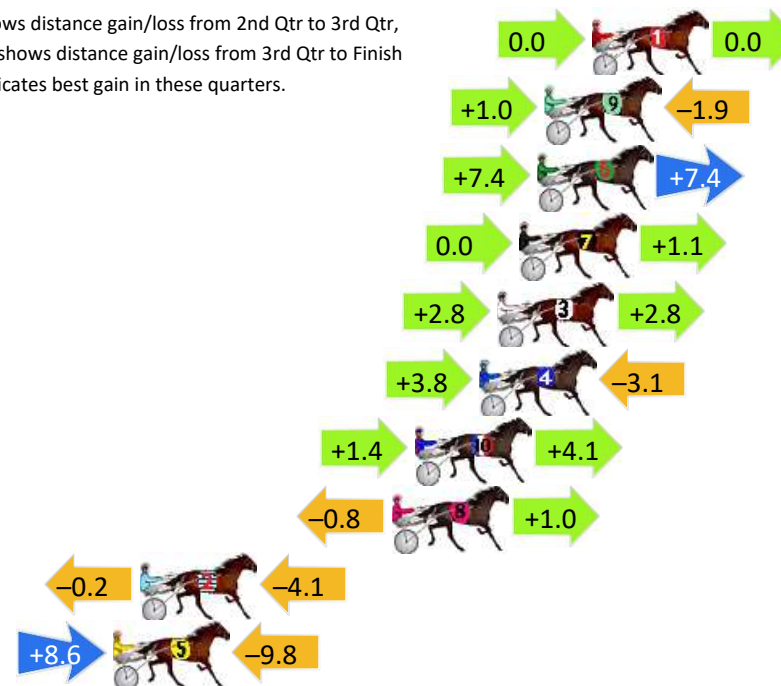
Gross Time: 2:52.60 MileRate: 2:03.90 LeadTime: 48.30s First Qtr: 32.30s Second Qtr: 32.10s Third Qtr: 29.70s Fourth Qtr: 30.20s

DATA TABLE: 800 / 400 Posi's are position from leader and (how wide the horse was at that position)

NoHorse	Plc	Mar	800 Posi	400 Posi	Time	3rd Qtr	4th Qt
1 FRANCO MECCA	1	0.0m	0.0m (0)	0.0m (0)	2:52.60	29.70s	30.20s
9 KOLISI	2	1.9m	1.0m (1)	0.0m (1)	2:52.75	29.62s	30.34s
6 BEYOND BLING	3	2.2m	17.0m (0)	9.6m (3)	2:52.77	29.15s	29.64s
7 ISAIDBOO	4	2.9m	4.0m (0)	4.0m (0)	2:52.83	29.70s	30.12s
3 HIGHLY FLAMMABLE	5	3.8m	9.4m (1)	6.6m (1)	2:52.90	29.49s	29.99s
4 ROCKANDROLLARTIST	6	4.5m	5.2m (1)	1.4m (2)	2:52.96	29.42s	30.43s
10 THE RIGHTEOUS	7	7.1m	12.6m (0)	11.2m (1)	2:53.16	29.60s	29.89s
8 BATAVIA STREAMLINE	8	8.0m	8.2m (0)	9.0m (0)	2:53.23	29.76s	30.12s
2 MISTER RIGGERS	9	18.1m	13.8m (1)	14.0m (2)	2:54.03	29.71s	30.51s
5 HAVE AGO JOE	10	19.2m	18.0m (1)	9.4m (2)	2:54.12	29.05s	30.94s

Finish Position and metres gained

First Arrow shows distance gain/loss from 2nd Qtr to 3rd Qtr, Second Arrow shows distance gain/loss from 3rd Qtr to Finish
Blue arrow indicates best gain in these quarters.



800

Visual positions in race at 2nd Quarter



400

Visual positions in race at 3rd Quarter



Powered by



Harness Analyser

Sectional Analysis Software

Not just form | Free Trial

www.facebook.com/PJHarnessRacing



RISE Digital, Harness Racing Australia nor the provider accepts any responsibility for the completeness or accuracy of any of the information contained herein, and makes no representations about its suitability for any particular purpose. Users should make their own judgements about those matters and/or seek independent advice. You assume all risks associated with use of data provided on this page

Narrogin Race 5 Distance 2242m

Friday, 1 March 2024


Gross Time: 2:55.10 MileRate: 2:05.70 LeadTime: 50.70s First Qtr: 32.50s Second Qtr: 30.80s Third Qtr: 29.40s Fourth Qtr: 31.70s

DATA TABLE: 800 / 400 Posi's are position from leader and (how wide the horse was at that position)

NoHorse	Plc	Mar	800 Posi	400 Posi	Time	3rd Qtr	4th Qt
5 CELEBRITY CHEF	1	0.0m	17.8m (0)	26.0m (1)	2:55.10	30.10s	29.65s
6 MILITARY STAR	2	1.8m	0.0m (0)	0.0m (0)	2:55.25	29.39s	31.84s
8 SLEEK AND SWEET	3	5.3m	7.2m (1)	12.0m (2)	2:55.54	29.78s	31.17s
1 MUMMAS LITTLE STAR	4	6.5m	4.0m (0)	8.2m (0)	2:55.64	29.72s	31.57s
7 ANYLOVEISGOODLOVE	5	7.2m	8.4m (0)	12.6m (0)	2:55.70	29.73s	31.27s
2 RUSINOL	6	14.4m	15.6m (1)	22.0m (2)	2:56.29	29.91s	31.10s
10 CLASSNSMART	7	16.0m	3.0m (1)	8.2m (1)	2:56.42	29.77s	32.31s
4 SANFORD TILLY	8	18.8m	20.6m (1)	24.8m (0)	2:56.66	29.74s	31.23s
3 ROSE TO FAME	9	21.6m	12.4m (0)	19.4m (0)	2:56.89	29.93s	31.87s
9 MOVE OVER MISS	10	39.3m	11.2m (1)	20.8m (1)	2:58.35	30.08s	33.16s

Finish Position and metres gained

First Arrow shows distance gain/loss from 2nd Qtr to 3rd Qtr, Second Arrow shows distance gain/loss from 3rd Qtr to Finish
Blue arrow indicates best gain in these quarters.



800

Visual positions in race at 2nd Quarter



400

Visual positions in race at 3rd Quarter



Powered by



Harness Analyser

Sectional Analysis Software

Not just form | Free Trial

www.facebook.com/PJHarnessRacing



RISE Digital, Harness Racing Australia nor the provider accepts any responsibility for the completeness or accuracy of any of the information contained herein, and makes no representations about its suitability for any particular purpose. Users should make their own judgements about those matters and/or seek independent advice. You assume all risks associated with use of data provided on this page

Narrogin Race 6 Distance 2242m

Friday, 1 March 2024

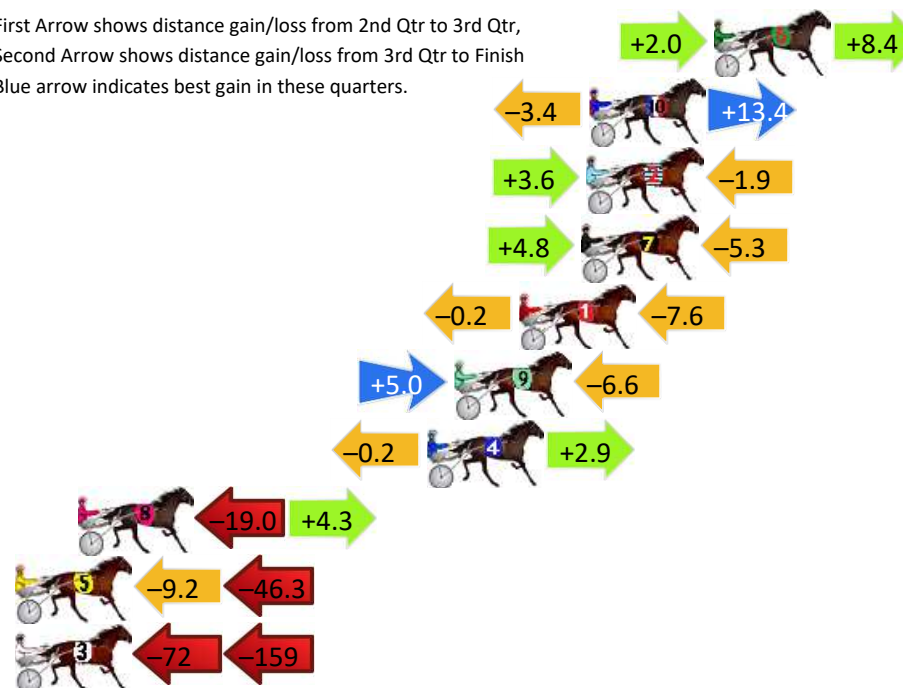
Gross Time: 2:52.40 MileRate: 2:03.70 LeadTime: 46.70s First Qtr: 32.70s Second Qtr: 32.60s Third Qtr: 29.60s Fourth Qtr: 30.80s

DATA TABLE: 800 / 400 Posi's are position from leader and (how wide the horse was at that position)

NoHorse	Plc	Mar	800 Posi	400 Posi	Time	3rd Qtr	4th Qt
6 PACIFIC EAGLE	1	0.0m	10.4m (2)	8.4m (2)	2:52.40	29.46s	30.16s
10 IMA AUSSIE ARTIST	2	5.0m	15.0m (1)	18.4m (1)	2:52.80	29.88s	29.77s
2 PENTHOUSE	3	5.1m	6.8m (2)	3.2m (2)	2:52.81	29.33s	30.95s
7 SPEED FORCE	4	5.3m	4.8m (0)	0.0m (1)	2:52.83	29.23s	31.21s
1 SUB MARINER	5	7.8m	0.0m (0)	0.2m (0)	2:53.03	29.60s	31.38s
9 GRAPELLIES BOY	6	10.4m	8.8m (0)	3.8m (1)	2:53.24	29.21s	31.31s
4 SAVE THIS DANCE	7	11.5m	14.2m (0)	14.4m (0)	2:53.33	29.62s	30.58s
8 INFRINGEMENTNOTICE	8	25.5m	10.8m (1)	29.8m (0)	2:54.45	31.03s	30.47s
5 SUN AND SAND	9	70.5m	15.0m (2)	24.2m (1)	2:58.08	30.22s	34.35s
3 HOOAH	10	233.9m	3.6m (1)	75.0m (0)	3:11.25	34.72s	42.97s

Finish Position and metres gained

First Arrow shows distance gain/loss from 2nd Qtr to 3rd Qtr,
Second Arrow shows distance gain/loss from 3rd Qtr to Finish
Blue arrow indicates best gain in these quarters.



800

Visual positions in race at 2nd Quarter



400

Visual positions in race at 3rd Quarter



Powered by



Harness Analyser

Sectional Analysis Software

Not just form | Free Trial

www.facebook.com/PJHarnessRacing



RISE Digital, Harness Racing Australia nor the provider accepts any responsibility for the completeness or accuracy of any of the information contained herein, and makes no representations about its suitability for any particular purpose. Users should make their own judgements about those matters and/or seek independent advice. You assume all risks associated with use of data provided on this page

Narrogin Race 7 Distance 1823m

Friday, 1 March 2024

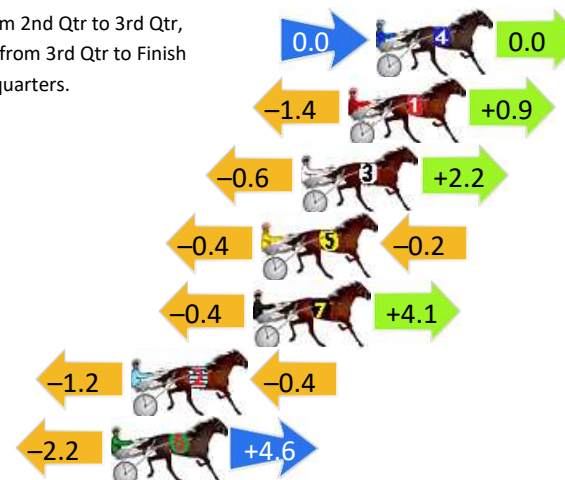
Gross Time: 2:24.40 MileRate: 2:07.40 LeadTime: 15.50s First Qtr: 34.80s Second Qtr: 33.90s Third Qtr: 29.80s Fourth Qtr: 30.40s

DATA TABLE: 800 / 400 Posi's are position from leader and (how wide the horse was at that position)

NoHorse	Plc	Mar	800 Posi	400 Posi	Time	3rd Qtr	4th Qt
4 CASSINI STAR	1	0.0m	0.0m (1)	0.0m (1)	2:24.40	29.80s	30.40s
1 BATAVIA NORTH	2	1.1m	0.6m (0)	2.0m (0)	2:24.49	29.91s	30.33s
3 CAPPY THE FIREY	3	3.0m	4.6m (0)	5.2m (1)	2:24.64	29.85s	30.23s
5 ON GOLDEN ROAD	4	4.6m	4.0m (1)	4.4m (2)	2:24.77	29.83s	30.42s
7 MAJOR BUZZ	5	4.9m	8.6m (0)	9.0m (0)	2:24.79	29.83s	30.09s
2 THE THIRSTY VET	6	9.8m	8.2m (1)	9.4m (1)	2:25.18	29.89s	30.43s
6 LUCY HELEN	7	10.6m	13.0m (0)	15.2m (0)	2:25.24	29.97s	30.05s

Finish Position and metres gained

First Arrow shows distance gain/loss from 2nd Qtr to 3rd Qtr,
Second Arrow shows distance gain/loss from 3rd Qtr to Finish
Blue arrow indicates best gain in these quarters.



800

Visual positions in race at 2nd Quarter



400

Visual positions in race at 3rd Quarter



Powered by



Harness Analyser

Sectional Analysis Software

Not just form | Free Trial

www.facebook.com/PJHarnessRacing



RISE Digital, Harness Racing Australia nor the provider accepts any responsibility for the completeness or accuracy of any of the information contained herein, and makes no representations about its suitability for any particular purpose. Users should make their own judgements about those matters and/or seek independent advice. You assume all risks associated with use of data provided on this page