

Northam Race 1 Distance 2190m

Saturday, 9 March 2024

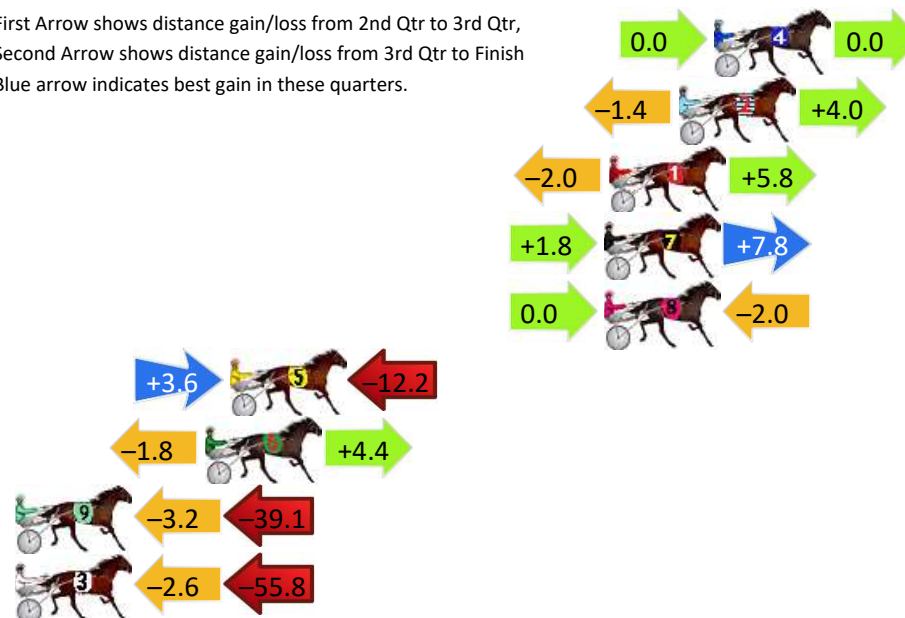
Gross Time: 2:46.30 MileRate: 2:02.20 LeadTime: 44.70s First Qtr: 31.20s Second Qtr: 30.70s Third Qtr: 29.90s Fourth Qtr: 29.80s

DATA TABLE: 800 / 400 Posi's are position from leader and (how wide the horse was at that position)

NoHorse	Plc	Mar	800 Posi	400 Posi	Time	3rd Qtr	4th Qt
4 SIMPLYTHEBEST	1	0.0m	0.0m (0)	0.0m (0)	2:46.30	29.90s	29.80s
2 PRINCE BENSON	2	1.4m	4.0m (0)	5.4m (0)	2:46.41	30.00s	29.50s
1 FOLLOW THEROCKSTAR	3	4.2m	8.0m (0)	10.0m (0)	2:46.63	30.05s	29.37s
7 DOUBLE THE ANTE	4	4.4m	14.0m (0)	12.2m (2)	2:46.64	29.77s	29.22s
8 COPY OF PARIS	4	4.4m	2.4m (1)	2.4m (1)	2:46.64	29.90s	29.95s
5 CODENAME ELLIOT	6	19.4m	10.8m (1)	7.2m (2)	2:47.81	29.63s	30.70s
6 ALL ABOUT AMERICA	7	20.4m	23.0m (0)	24.8m (1)	2:47.89	30.03s	29.47s
9 LUNETTA	8	60.9m	18.6m (0)	21.8m (0)	2:51.06	30.14s	32.70s
3 STAR OF THE GALAXY	9	64.8m	6.4m (1)	9.0m (1)	2:51.36	30.10s	33.93s

Finish Position and metres gained

First Arrow shows distance gain/loss from 2nd Qtr to 3rd Qtr, Second Arrow shows distance gain/loss from 3rd Qtr to Finish
Blue arrow indicates best gain in these quarters.



Visual positions in race at 2nd Quarter

800



Visual positions in race at 3rd Quarter

400



Powered by



Harness Analyser

Sectional Analysis Software

Not just form | Free Trial

www.facebook.com/PJHarnessRacing



RISE Digital, Harness Racing Australia nor the provider accepts any responsibility for the completeness or accuracy of any of the information contained herein, and makes no representations about its suitability for any particular purpose. Users should make their own judgements about those matters and/or seek independent advice. You assume all risks associated with use of data provided on this page

Northam Race 2 Distance 2190m

Saturday, 9 March 2024

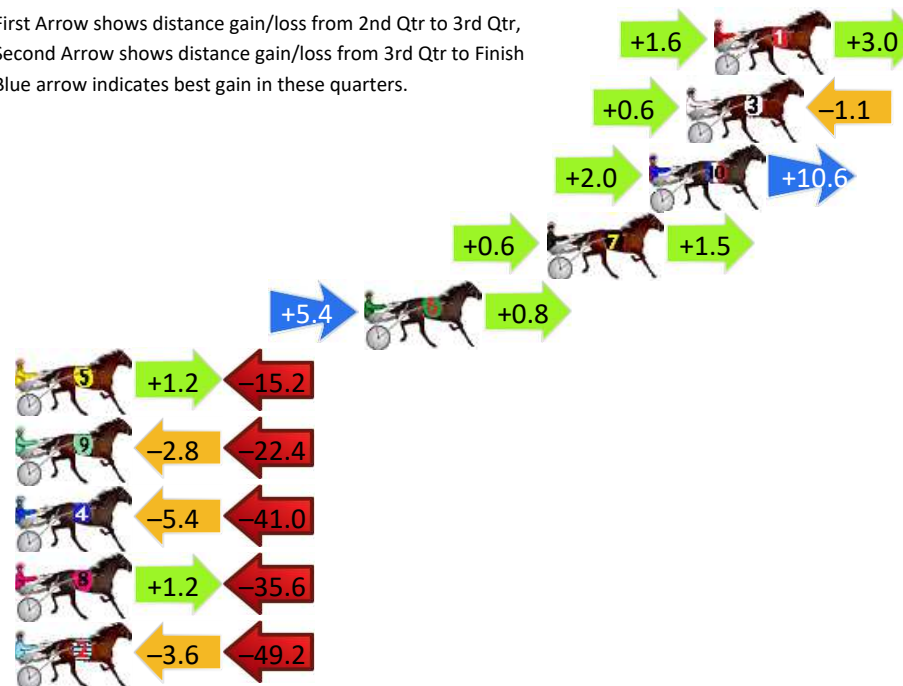
Gross Time: 2:42.50 MileRate: 1:59.40 LeadTime: 42.70s First Qtr: 29.80s Second Qtr: 30.70s Third Qtr: 30.20s Fourth Qtr: 29.10s

DATA TABLE: 800 / 400 Posi's are position from leader and (how wide the horse was at that position)

NoHorse	Plc	Mar	800 Posi	400 Posi	Time	3rd Qtr	4th Qt
1 DARK EYES	1	0.0m	4.6m (1)	3.0m (1)	2:42.50	30.08s	28.88s
3 WORLD SECRET	2	1.1m	0.6m (1)	0.0m (0)	2:42.58	30.16s	29.18s
10 DUNAMIS	3	2.6m	15.2m (1)	13.2m (1)	2:42.70	30.04s	28.33s
7 ON THE BACK FOOT	4	6.7m	8.8m (1)	8.2m (1)	2:43.01	30.15s	28.99s
6 AMERICAN MONARCH	5	14.0m	20.2m (1)	14.8m (2)	2:43.57	29.80s	29.04s
5 SAVE THIS DANCE	6	32.6m	18.6m (0)	17.4m (0)	2:44.99	30.13s	30.20s
9 IMA AUSSIE ARTIST	7	36.6m	11.4m (2)	14.2m (3)	2:45.29	30.44s	30.72s
4 HEEZ TRUE BLUE	8	46.4m	0.0m (0)	5.4m (0)	2:46.04	30.65s	32.07s
8 HOKULANI	9	48.2m	13.8m (0)	12.6m (0)	2:46.18	30.16s	31.68s
2 MANGO TANGO	10	59.8m	7.0m (2)	10.6m (2)	2:47.07	30.53s	32.66s

Finish Position and metres gained

First Arrow shows distance gain/loss from 2nd Qtr to 3rd Qtr,
Second Arrow shows distance gain/loss from 3rd Qtr to Finish
Blue arrow indicates best gain in these quarters.



Visual positions in race at 2nd Quarter

800



Visual positions in race at 3rd Quarter

400



Powered by



Harness Analyser

Sectional Analysis Software

Not just form | Free Trial

www.facebook.com/PJHarnessRacing



RISE Digital, Harness Racing Australia nor the provider accepts any responsibility for the completeness or accuracy of any of the information contained herein, and makes no representations about its suitability for any particular purpose. Users should make their own judgements about those matters and/or seek independent advice. You assume all risks associated with use of data provided on this page

Northam Race 3 Distance 2190m

Saturday, 9 March 2024

Gross Time: 2:41.10

MileRate: 1:58.40

LeadTime: 42.20s

First Qtr: 28.70s

Second Qtr: 30.50s

Third Qtr: 28.70s

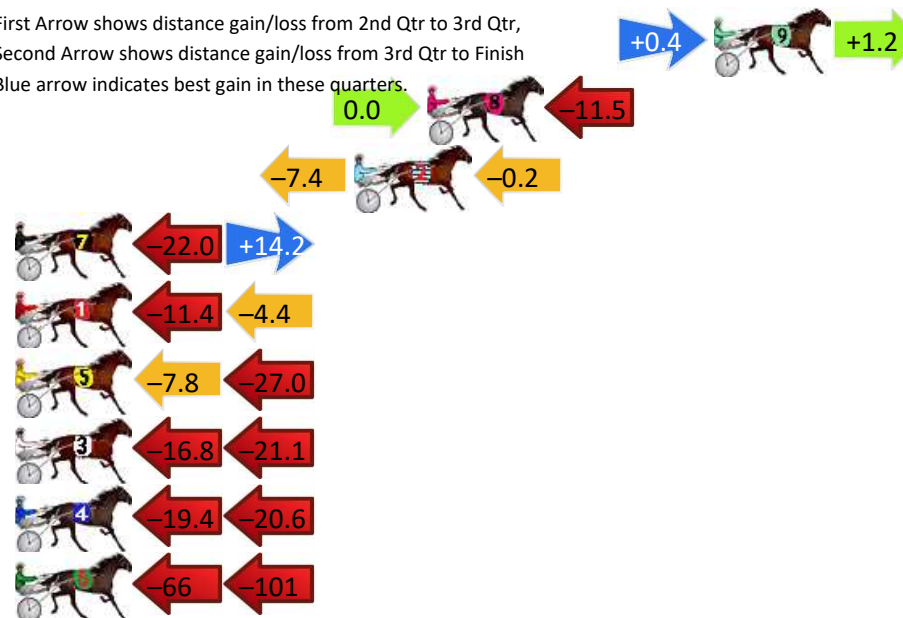
Fourth Qtr: 31.00s

DATA TABLE: 800 / 400 Posi's are position from leader and (how wide the horse was at that position)

No	Horse	Plc	Mar	800 Posi	400 Posi	Time	3rd Qtr	4th Qt
9	TRAVELBAN	1	0.0m	1.6m (1)	1.2m (1)	2:41.10	28.67s	30.91s
8	HEEZ GOOD AS GOLD	2	11.5m	0.0m (0)	0.0m (0)	2:42.03	28.67s	31.89s
2	THE MERCENARY	3	14.4m	6.8m (1)	14.2m (0)	2:42.27	29.25s	31.02s
7	PACIFIC EAGLE	4	30.8m	23.0m (0)	45.0m (0)	2:43.60	30.37s	29.91s
1	ELLIEGOZOOM	5	33.4m	17.6m (0)	29.0m (0)	2:43.81	29.53s	31.34s
5	YA BETTOR FOLLOWME	6	47.4m	12.6m (1)	20.4m (0)	2:44.94	29.20s	33.08s
3	MISTER PICCOLO	7	59.1m	21.2m (2)	38.0m (1)	2:45.89	29.89s	32.63s
4	BATAVIA PLAYBOY	8	60.6m	20.6m (1)	40.0m (0)	2:46.01	30.08s	32.59s
6	QUINTESSENCE	9	175.9m	9.2m (0)	75.0m (0)	2:55.36	33.29s	38.78s


Finish Position and metres gained

First Arrow shows distance gain/loss from 2nd Qtr to 3rd Qtr,
Second Arrow shows distance gain/loss from 3rd Qtr to Finish
Blue arrow indicates best gain in these quarters.



800

Visual positions in race at 2nd Quarter



400

Visual positions in race at 3rd Quarter



Powered by



Harness Analyser

Sectional Analysis Software

Not just form | Free Trial

www.facebook.com/PJHarnessRacing



RISE Digital, Harness Racing Australia nor the provider accepts any responsibility for the completeness or accuracy of any of the information contained herein, and makes no representations about its suitability for any particular purpose. Users should make their own judgements about those matters and/or seek independent advice. You assume all risks associated with use of data provided on this page

Northam Race 4 Distance 2190m

Saturday, 9 March 2024

Gross Time: 2:41.70

MileRate: 1:58.80

LeadTime: 41.90s

First Qtr: 29.90s

Second Qtr: 29.60s

Third Qtr: 30.10s

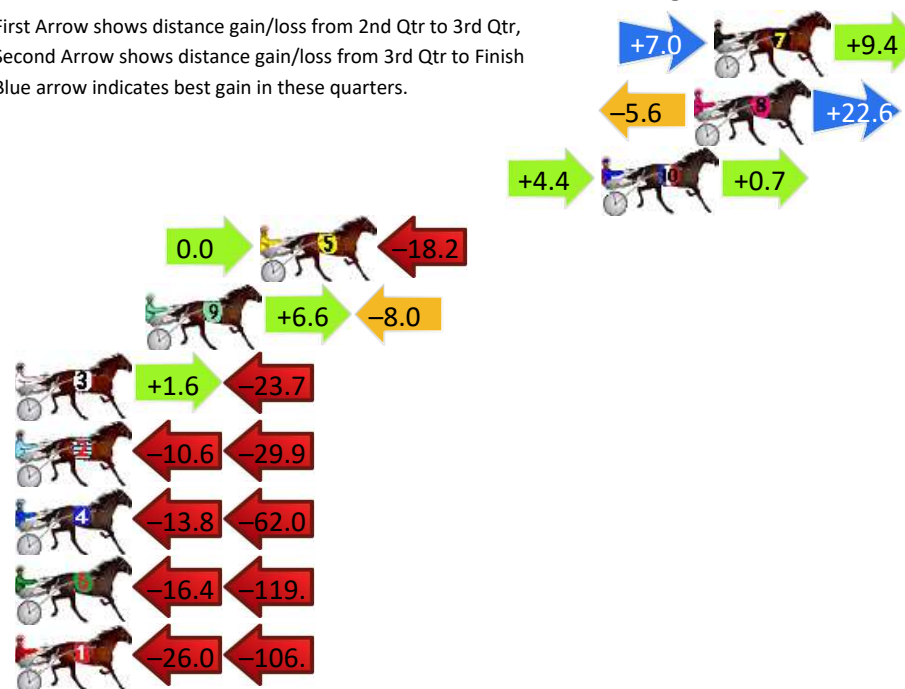
Fourth Qtr: 30.20s

DATA TABLE: 800 / 400 Posi's are position from leader and (how wide the horse was at that position)

No	Horse	Plc	Mar	800 Posi	400 Posi	Time	3rd Qtr	4th Qt
7	BRICKIES DREAM	1	0.0m	16.4m (1)	9.4m (1)	2:41.70	29.58s	29.49s
8	BEYOND BLING	2	0.8m	17.8m (2)	23.4m (1)	2:41.76	30.52s	28.50s
10	TUX AND TAILS	3	4.5m	9.6m (2)	5.2m (1)	2:42.06	29.77s	30.15s
5	FREE WHEELING	4	18.2m	0.0m (0)	0.0m (0)	2:43.14	30.10s	31.57s
9	BREWERY LANE	5	22.8m	21.4m (0)	14.8m (1)	2:43.50	29.60s	30.80s
3	BAZZA MAC	6	29.1m	7.0m (0)	5.4m (0)	2:44.00	29.98s	31.98s
2	MISTER RIGGERS	7	63.5m	23.0m (1)	33.6m (1)	2:46.72	30.89s	32.44s
4	DWAYNE	8	88.2m	12.4m (1)	26.2m (0)	2:48.67	31.13s	34.85s
6	MISTA EDITORIAL	9	137.1m	1.6m (1)	18.0m (0)	2:52.54	31.31s	39.14s
1	WHERESTHETOWROPE	10	146.3m	14.0m (0)	40.0m (0)	2:53.27	32.04s	38.18s

Finish Position and metres gained

First Arrow shows distance gain/loss from 2nd Qtr to 3rd Qtr,
Second Arrow shows distance gain/loss from 3rd Qtr to Finish
Blue arrow indicates best gain in these quarters.



Visual positions in race at 2nd Quarter



Visual positions in race at 3rd Quarter



Powered by



Harness Analyser

Sectional Analysis Software

Not just form | Free Trial

www.facebook.com/PJHarnessRacing



RISE Digital, Harness Racing Australia nor the provider accepts any responsibility for the completeness or accuracy of any of the information contained herein, and makes no representations about its suitability for any particular purpose. Users should make their own judgements about those matters and/or seek independent advice. You assume all risks associated with use of data provided on this page

Northam Race 5 Distance 2150m

Saturday, 9 March 2024

Gross Time: 2:45.90

MileRate: 2:04.20

LeadTime: 44.10s

First Qtr: 32.60s

Second Qtr: 30.20s

Third Qtr: 29.20s


Fourth Qtr: 29.80s

DATA TABLE: 800 / 400 Posi's are position from leader and (how wide the horse was at that position)

No	Horse	Plc	Mar	800 Posi	400 Posi	Time	3rd Qtr	4th Qt
3	LUCIENNE	1	0.0m	13.6m (0)	6.6m (2)	2:45.90	28.69s	29.31s
9	ROCKNROLL SPIRIT	2	4.0m	10.6m (1)	1.4m (2)	2:46.21	28.52s	29.99s
8	GOODONYA MATE	3	7.5m	17.8m (0)	13.2m (1)	2:46.49	28.87s	29.38s
2	THE PROTOTYPE	4	10.3m	5.0m (0)	4.0m (0)	2:46.70	29.12s	30.27s
1	SUN AND SAND	5	11.5m	9.4m (0)	8.0m (0)	2:46.80	29.09s	30.06s
6	MONTEGO	6	14.6m	0.0m (0)	0.0m (0)	2:47.04	29.19s	30.88s
11	CELEBRITY CHEF	7	18.3m	21.2m (1)	19.0m (2)	2:47.33	29.04s	29.75s
12	BATAVIA STREAMLINE	8	20.2m	21.8m (0)	17.6m (0)	2:47.48	28.89s	29.99s
4	HES THUNDER	9	20.4m	26.2m (0)	23.8m (0)	2:47.49	29.03s	29.55s
5	RAKERO RAIDER	10	24.5m	2.4m (1)	3.0m (1)	2:47.81	29.23s	31.39s
7	FEELING EMPATHY	11	39.2m	15.2m (1)	17.2m (1)	2:48.96	29.33s	31.43s
10	HOPE	12	41.9m	6.6m (1)	7.8m (1)	2:49.17	29.26s	32.33s


Finish Position and metres gained

First Arrow shows distance gain/loss from 2nd Qtr to 3rd Qtr,
Second Arrow shows distance gain/loss from 3rd Qtr to Finish
Blue arrow indicates best gain in these quarters.



800

Visual positions in race at 2nd Quarter



400

Visual positions in race at 3rd Quarter



Powered by



Harness Analyser

Sectional Analysis Software

Not just form | Free Trial

www.facebook.com/PJHarnessRacing



RISE Digital, Harness Racing Australia nor the provider accepts any responsibility for the completeness or accuracy of any of the information contained herein, and makes no representations about its suitability for any particular purpose. Users should make their own judgements about those matters and/or seek independent advice. You assume all risks associated with use of data provided on this page

Northam Race 6 Distance 2190m

Saturday, 9 March 2024

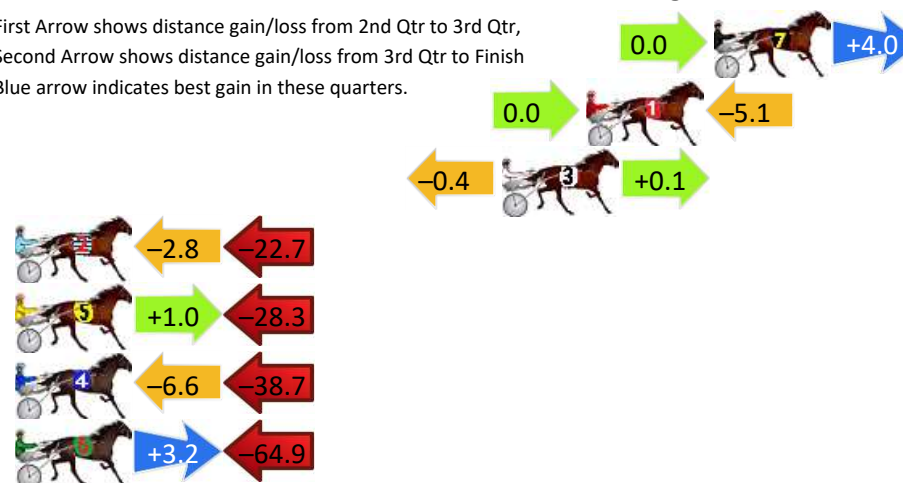
Gross Time: 2:42.00 MileRate: 1:59.00 LeadTime: 43.10s First Qtr: 29.90s Second Qtr: 29.30s Third Qtr: 29.80s Fourth Qtr: 29.90s

DATA TABLE: 800 / 400 Posi's are position from leader and (how wide the horse was at that position)

NoHorse	Plc	Mar	800 Posi	400 Posi	Time	3rd Qtr	4th Qt
7 JINGLING JEWELS	1	0.0m	4.0m (0)	4.0m (0)	2:42.00	29.80s	29.60s
1 LETS ROCK TONIGHT	2	5.1m	0.0m (0)	0.0m (0)	2:42.40	29.80s	30.28s
3 SPORTS CENTRAL	3	8.5m	8.2m (0)	8.6m (0)	2:42.67	29.83s	29.89s
2 TRIROYALE BRIGADE	4	28.1m	2.6m (1)	5.4m (1)	2:44.20	30.00s	31.59s
5 THE MIGHTY WARRIOR	5	41.5m	14.2m (0)	13.2m (0)	2:45.25	29.72s	32.00s
4 ROCKINTHEBOX	6	53.1m	7.8m (1)	14.4m (1)	2:46.16	30.28s	32.78s
6 SLEEK AND SWEET	7	79.3m	17.6m (1)	14.4m (2)	2:48.21	29.55s	34.72s

Finish Position and metres gained

First Arrow shows distance gain/loss from 2nd Qtr to 3rd Qtr,
Second Arrow shows distance gain/loss from 3rd Qtr to Finish
Blue arrow indicates best gain in these quarters.



800

Visual positions in race at 2nd Quarter



400

Visual positions in race at 3rd Quarter



Powered by



Harness Analyser

Sectional Analysis Software

Not just form | Free Trial

www.facebook.com/PJHarnessRacing



RISE Digital, Harness Racing Australia nor the provider accepts any responsibility for the completeness or accuracy of any of the information contained herein, and makes no representations about its suitability for any particular purpose. Users should make their own judgements about those matters and/or seek independent advice. You assume all risks associated with use of data provided on this page

Northam Race 7 Distance 2190m

Saturday, 9 March 2024

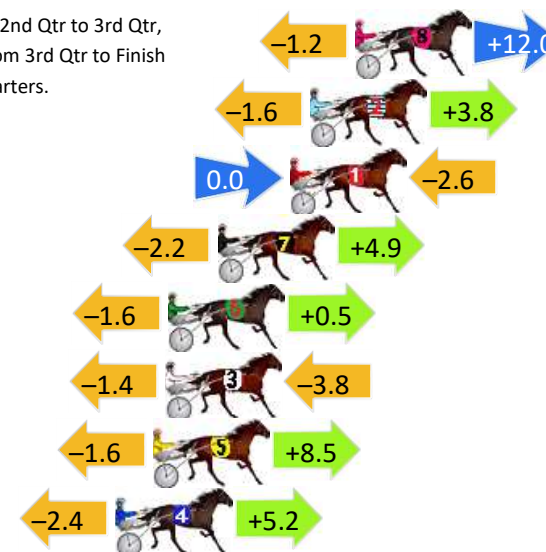
Gross Time: 2:50.40 MileRate: 2:05.20 LeadTime: 45.70s First Qtr: 33.10s Second Qtr: 32.70s Third Qtr: 29.40s Fourth Qtr: 29.50s

DATA TABLE: 800 / 400 Posi's are position from leader and (how wide the horse was at that position)

NoHorse	Plc	Mar	800 Posi	400 Posi	Time	3rd Qtr	4th Qt
8 IMPRESSIVE SIGNS	1	0.0m	10.8m (1)	12.0m (1)	2:50.40	29.49s	28.62s
2 GLADYS GUGMAN	2	1.8m	4.0m (0)	5.6m (0)	2:50.54	29.52s	29.22s
1 METEOROID	3	2.6m	0.0m (0)	0.0m (0)	2:50.60	29.40s	29.69s
7 YANI YANI	4	5.5m	8.2m (0)	10.4m (0)	2:50.83	29.56s	29.14s
6 EASTON ROBIN	5	7.5m	6.4m (1)	8.0m (1)	2:50.98	29.52s	29.46s
3 HOT CINDER	6	7.6m	2.4m (1)	3.8m (1)	2:50.99	29.50s	29.78s
5 MUMMAS LITTLE STAR	7	8.1m	15.0m (1)	16.6m (1)	2:51.03	29.52s	28.88s
4 ASHIMA	8	9.6m	12.4m (0)	14.8m (0)	2:51.14	29.58s	29.12s

Finish Position and metres gained

First Arrow shows distance gain/loss from 2nd Qtr to 3rd Qtr,
Second Arrow shows distance gain/loss from 3rd Qtr to Finish
Blue arrow indicates best gain in these quarters.



800

Visual positions in race at 2nd Quarter



400

Visual positions in race at 3rd Quarter

