

# Gloucester Park Race 1 Distance 2130m

Tuesday, 1 September 2020

Gross Time: 2:37.50 MileRate: 1:59.00 LeadTime: 38.20s First Qtr: 32.80s Second Qtr: 29.70s Third Qtr: 28.20s Fourth Qtr: 28.60s

No Horse	Plc	Margin	Time	800Time (W)	400 Time (W)	Finish Position and metres gained from 800m
7 RED HOT LADY	1	0.0m	2:37.50	56.80s (0)	28.60s (0)	0.0
1 SOHO PARTY GIRL	2	4.1m	2:37.81	56.79s (0)	28.59s (0)	+0.1
9 ADDA SPOILT MAJOR	2	4.1m	2:37.81	56.89s (1)	28.66s (1)	-1.3
3 FATAL ATTACK	4	8.2m	2:38.12	56.72s (0)	28.47s (0)	+1.2
5 NIGEL ERNEST	5	9.1m	2:38.18	56.10s (1)	28.02s (2)	+9.9
11 STARTUP	6	9.2m	2:38.19	56.18s (0)	28.40s (1)	+8.8
10 MISTER MACH	7	25.9m	2:39.45	57.67s (0)	29.53s (2)	-12.3
6 ASHBY	8	36.3m	2:40.23	57.63s (0)	29.79s (0)	-11.7
4 JOEY JAMES	9	41.2m	2:40.59	59.16s (1)	30.97s (1)	-33.4
8 CHOPPING BLOCK	10	73.2m	2:43.00	59.24s (0)	30.36s (1)	-34.6
2 ADDA GIRL	11	111.1m	2:45.84	63.61s (1)	33.31s (0)	-96.5



Sectionals  
Powered by



**Home of Australian Harness Sectionals**

Get your sectionals delivered to your inbox daily

Check out [www.pjdata.com.au](http://www.pjdata.com.au)

RWWA and provider are not responsible for the completeness or accuracy of any of the information contained herein, and makes no representations about its suitability for any purpose.

# Gloucester Park Race 2 Distance 2130m

Tuesday, 1 September 2020

Gross Time: 2:38.80 MileRate: 2:00.00 LeadTime: 36.60s First Qtr: 31.00s Second Qtr: 30.40s Third Qtr: 29.80s Fourth Qtr: 31.00s

No Horse	Plc	Margin	Time	800Time (W)	400 Time (W)	Finish Position and metres gained from 800m
1 COUNT MATAI	1	0.0m	2:38.80	60.48s (0)	30.68s (1)	+4.2
6 SUNNY MACH	2	1.5m	2:38.92	59.86s (1)	30.44s (2)	+12.5
10 FUNKY OLE MEDINA	3	2.6m	2:39.01	60.27s (1)	30.92s (3)	+7.0
8 STARS OF GOLD	4	5.3m	2:39.23	59.95s (0)	30.33s (0)	+11.3
5 SAX PLAYER	5	14.3m	2:39.96	61.84s (1)	32.10s (1)	-13.7
3 JIMMY JET	6	16.1m	2:40.11	62.02s (0)	32.23s (0)	-16.1
9 STAR OF BETHANY	7	22.9m	2:40.66	61.08s (1)	31.29s (1)	-3.7
4 ISAIDBOO	8	23.7m	2:40.72	62.20s (1)	32.53s (2)	-18.5
2 FOVEAUX MAJOR	9	119.6m	2:48.50	68.93s (0)	36.52s (0)	-107.0



Sectionals  
Powered by



**Home of Australian Harness Sectionals**

Get your sectionals delivered to your inbox daily








Check out [www.pjdata.com.au](http://www.pjdata.com.au)

RWWA and provider are not responsible for the completeness or accuracy of any of the information contained herein, and makes no representations about its suitability for any purpose.

# Gloucester Park Race 3 Distance 2536m

Tuesday, 1 September 2020

Gross Time: 3:10.50 MileRate: 2:00.90 LeadTime: 72.50s First Qtr: 31.80s Second Qtr: 29.20s Third Qtr: 28.20s Fourth Qtr: 28.80s

No Horse	Plc	Margin	Time	800Time (W)	400 Time (W)	Finish Position and metres gained from 800m
2 MAKOCZAR	1	0.0m	3:10.50	57.00s (0)	28.80s (0)	 0.0
1 FRANCO HAMMOND	2	5.2m	3:10.89	57.04s (0)	28.79s (0)	-0.6 
5 THE BLACK CARDINAL	3	11.2m	3:11.35	56.55s (0)	28.13s (0)	+6.4 
3 STAR ARMBRO	4	11.4m	3:11.36	57.18s (0)	28.86s (0)	-2.6 
4 EXTRADITE	5	11.9m	3:11.40	56.91s (0)	28.58s (0)	+1.3 
6 JILLIBY JAKE	6	15.2m	3:11.65	56.55s (0)	28.08s (0)	+6.4 
7 SUNROSE VILLAGE	7	15.8m	3:11.69	56.23s (0)	27.78s (0)	+10.8 



Sectionals  
Powered by



**Home of Australian Harness Sectionals**  
 Get your sectionals delivered to your inbox daily  
 Check out [www.pjdata.com.au](http://www.pjdata.com.au)



RWWA and provider are not responsible for the completeness or accuracy of any of the information contained herein, and makes no representations about its suitability for any purpose.

# Gloucester Park Race 4 Distance 2130m

Tuesday, 1 September 2020

Gross Time: 2:37.80 MileRate: 1:59.30 LeadTime: 38.40s First Qtr: 32.00s Second Qtr: 30.30s Third Qtr: 28.20s Fourth Qtr: 28.90s

No Horse	Plc	Margin	Time	800Time (W)	400 Time (W)	Finish Position and metres gained from 800m
6 IMPRESSIVE SIGNS	1	0.0m	2:37.80	57.10s (0)	28.90s (0)	0.0
11 THE LIGHTNING STRIKE	2	1.9m	2:37.94	57.09s (1)	28.76s (1)	+0.1
1 CAMLUCK KING	3	2.9m	2:38.02	56.94s (0)	28.72s (0)	+2.3
12 TINSELTOWN	4	8.7m	2:38.46	56.78s (2)	28.92s (2)	+4.5
4 OUR AMAZING GRACE	5	9.2m	2:38.50	57.30s (1)	28.80s (0)	-2.8
9 MINIMUM WAGE	6	10.3m	2:38.58	56.57s (1)	28.65s (1)	+7.5
2 KOHLI	7	10.4m	2:38.59	57.20s (2)	29.40s (2)	-1.4
7 TEPELO STAR	8	16.9m	2:39.08	57.26s (0)	28.69s (0)	-2.3
8 IM THOR	9	20.5m	2:39.35	56.87s (1)	28.63s (1)	+3.3
10 IAM THE REAL THING	10	23.5m	2:39.58	58.04s (0)	29.48s (0)	-7.5
5 WESTERN DROVER	11	26.4m	2:39.80	57.64s (0)	29.07s (0)	-7.5
3 RIGHT ROYAL CHEER	12	33.0m	2:40.30	57.77s (0)	28.84s (0)	-9.4



Sectionals  
Powered by



Home of Australian Harness Sectionals

Get your sectionals delivered to your inbox daily











Check out [www.pjdata.com.au](http://www.pjdata.com.au)



# Gloucester Park Race 5 Distance 2536m

Tuesday, 1 September 2020

Gross Time: 3:07.90 MileRate: 1:59.20 LeadTime: 69.60s First Qtr: 31.00s Second Qtr: 30.30s Third Qtr: 28.70s Fourth Qtr: 28.30s

No Horse	Plc	Margin	Time	800Time (W)	400 Time (W)	Finish Position and metres gained from 800m
3 MARAS ACE MAN	1	0.0m	3:07.90	57.00s (0)	28.30s (0)	 0.0
2 BETTYS LASS	2	7.7m	3:08.47	57.23s (0)	28.56s (1)	 -3.3
8 PIERRE WHITBY	3	13.4m	3:08.90	57.03s (1)	28.62s (2)	 -0.4
1 AMERICAN ROCK	4	16.6m	3:09.13	57.54s (0)	28.68s (0)	 -7.6
4 TWENTYNINE TWELVE	5	20.7m	3:09.44	57.23s (0)	28.34s (0)	 -3.3
7 MONDOOLEY MACH	6	21.3m	3:09.48	57.28s (1)	28.84s (2)	 -3.9
10 GALANTE	7	24.0m	3:09.68	57.75s (0)	28.85s (0)	 -10.6
5 MAXIMUM DEMAND	8	31.2m	3:10.22	57.68s (0)	28.79s (1)	 -9.6
6 R J BOPPER	9	33.1m	3:10.36	58.78s (1)	29.62s (1)	 -25.1
9 IM BETA THAN GOUDA	10	33.9m	3:10.42	59.15s (1)	29.98s (1)	 -30.3



Sectionals  
Powered by



**Home of Australian Harness Sectionals**

Get your sectionals delivered to your inbox daily

Check out [www.pjdata.com.au](http://www.pjdata.com.au)










RWWA and provider are not responsible for the completeness or accuracy of any of the information contained herein, and makes no representations about its suitability for any purpose.

# Gloucester Park Race 6 Distance 2536m

Tuesday, 1 September 2020

Gross Time: 3:11.60 MileRate: 2:01.60 LeadTime: 72.80s First Qtr: 31.70s Second Qtr: 30.10s Third Qtr: 28.90s Fourth Qtr: 28.10s

No Horse	Plc	Margin	Time	800Time (W)	400 Time (W)	Finish Position and metres gained from 800m
2 INTHE SKYROCKET	1	0.0m	3:11.60	57.00s (0)	28.10s (0)	 0.0
4 SAGITTARIAN ARK	2	9.0m	3:12.26	57.40s (1)	28.49s (1)	-5.6 
3 MISS VUNG TAU	3	11.5m	3:12.45	57.50s (0)	28.47s (0)	-7.1 
7 KELLIEANN MARIE	4	16.3m	3:12.80	57.26s (0)	28.47s (0)	-3.7 
5 KATA NOI BEACH	5	27.8m	3:13.65	58.36s (1)	29.19s (2)	-19.2 
6 SHOW YOU THE STARS	6	28.0m	3:13.67	58.37s (0)	29.47s (1)	-19.4 
8 VICTORIA CALLING	7	31.2m	3:13.90	58.28s (1)	29.43s (3)	-18.0 



Sectionals  
Powered by



Home of Australian Harness Sectionals

Get your sectionals delivered to your inbox daily

Check out [www.pjdata.com.au](http://www.pjdata.com.au)










RWWA and provider are not responsible for the completeness or accuracy of any of the information contained herein, and makes no representations about its suitability for any purpose.

# Gloucester Park Race 7 Distance 2130m

Tuesday, 1 September 2020

Gross Time: 2:37.60 MileRate: 1:59.10 LeadTime: 37.90s First Qtr: 31.30s Second Qtr: 30.20s Third Qtr: 28.80s Fourth Qtr: 29.40s

No Horse	Plc	Margin	Time	800Time (W)	400 Time (W)	Finish Position and metres gained from 800m
1 HURRICANETOM	1	0.0m	2:37.60	58.20s (0)	29.40s (0)	 0.0
2 FIREPLAY	2	7.3m	2:38.16	58.41s (0)	29.61s (0)	-2.9 
6 REMIT ME WHITBY	3	10.6m	2:38.42	58.78s (1)	29.97s (1)	-8.0 
7 SMOOTH RYE	4	11.5m	2:38.49	58.54s (1)	29.71s (1)	-4.7 
3 WELL AND TRULY	5	13.0m	2:38.60	58.49s (0)	29.69s (0)	-4.0 
5 JESSE ALLWOOD	6	20.1m	2:39.15	58.87s (1)	30.58s (2)	-9.3 
4 DWAYNE	7	20.3m	2:39.16	58.64s (0)	30.04s (1)	-6.1 



Sectionals  
Powered by



**Home of Australian Harness Sectionals**

Get your sectionals delivered to your inbox daily

Check out [www.pjdata.com.au](http://www.pjdata.com.au)



RWWA and provider are not responsible for the completeness or accuracy of any of the information contained herein, and makes no representations about its suitability for any purpose.