









# Gloucester Park Race 1 Distance 2130m


Friday, 6 November 2020

Gross Time: 2:34.30 MileRate: 1:56.60 LeadTime: 37.60s First Qtr: 30.40s Second Qtr: 29.60s Third Qtr: 28.80s Fourth Qtr: 27.90s

No Horse	Plc	Margin	Time	800Time (W)	400 Time (W)	Finish Position and metres gained from 800m
4 OUR ALFIE ROMEO	1	0.0m	2:34.30	56.70s (0)	27.90s (0)	 0.0
1 SOME BEACH PARTY	2	1.8m	2:34.43	56.54s (0)	27.73s (0)	 +2.2
8 QUEEN SHENANDOAH	3	4.5m	2:34.63	56.16s (0)	27.34s (0)	 +7.7
7 GOTTA GO GABBANA	4	6.2m	2:34.75	57.07s (1)	28.09s (1)	-5.2 
6 VIVERE DAMORE	5	7.2m	2:34.83	56.52s (1)	27.57s (1)	+2.6 
3 MANDY JOAN	6	7.8m	2:34.87	56.87s (1)	27.90s (1)	-2.4 
2 SUZIES GEM	7	8.6m	2:34.93	56.74s (0)	27.91s (0)	-0.6 
9 MILLWOOD MOLLY	8	12.3m	2:35.20	56.48s (1)	27.62s (1)	+3.1 




Sectionals  
Powered by



**PJ HARNESS ANALYSER** **NEW**

Learn the power of sectionals

Check us out at [www.pjdata.com.au](http://www.pjdata.com.au)




RWWA and provider are not responsible for the completeness or accuracy of any of the information contained herein, and makes no representations about its suitability for any purpose.

# Gloucester Park Race 2 Distance 2130m

Friday, 6 November 2020

Gross Time: 2:36.10 MileRate: 1:57.90 LeadTime: 36.50s First Qtr: 32.40s Second Qtr: 29.40s Third Qtr: 29.20s Fourth Qtr: 28.60s

No Horse	Plc	Margin	Time	800Time (W)	400 Time (W)	Finish Position and metres gained from 800m
7 WAINUI CREEK	1	0.0m	2:36.10	57.80s (0)	28.60s (0)	0.0
11 SERGEANT OATS	2	5.1m	2:36.48	57.49s (1)	28.17s (2)	+4.3
2 CROCODILE KID	3	6.2m	2:36.57	57.93s (0)	28.73s (0)	-1.8
1 DESTINED TO RULE	4	10.4m	2:36.88	57.91s (0)	28.69s (0)	-1.6
12 QTOWN RIP ROARING	5	14.4m	2:37.18	57.61s (0)	28.30s (0)	+2.6
10 TUAS DELIGHT	6	16.7m	2:37.35	58.07s (0)	28.76s (0)	-3.7
5 SIGHTSEEING ANVIL	7	17.6m	2:37.42	57.79s (1)	28.42s (1)	+0.2
4 JOE WITH THE FLOW	8	20.3m	2:37.62	58.90s (1)	29.50s (1)	-15.3
6 WALTZINGWITHSIERRA	9	20.5m	2:37.64	58.30s (1)	28.96s (1)	-6.9
9 FREE TO AIR	10	20.6m	2:37.65	57.77s (0)	28.40s (0)	+0.4
3 MISTER BUSHIDO	11	20.8m	2:37.66	59.24s (1)	29.85s (1)	-20.0
8 MY MASTER OF DISGUI	12	21.9m	2:37.74	57.76s (1)	28.42s (2)	+0.5



Sectionals  
Powered by

**PJ HARNESS ANALYSER** **NEW**

Learn the power of sectionals

Check us out at [www.pjdata.com.au](http://www.pjdata.com.au)



RWWA and provider are not responsible for the completeness or accuracy of any of the information contained herein, and makes no representations about its suitability for any purpose.

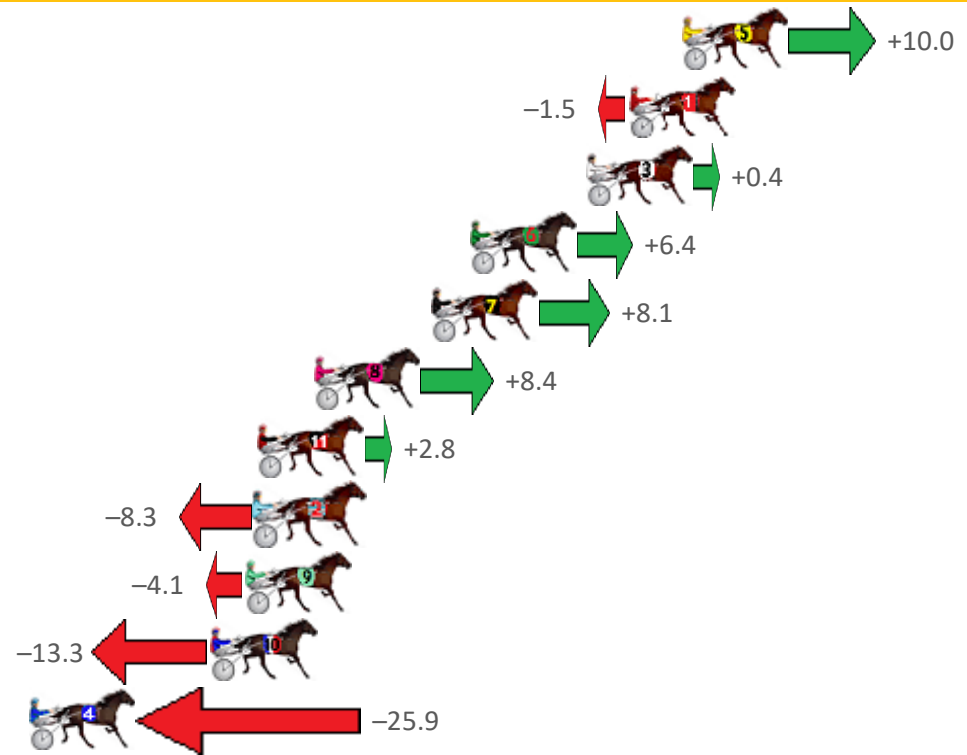
# Gloucester Park Race 3 Distance 2130m

Friday, 6 November 2020

Gross Time: 2:34.70 MileRate: 1:56.90 LeadTime: 36.40s First Qtr: 32.20s Second Qtr: 29.70s Third Qtr: 28.30s Fourth Qtr: 28.10s

No Horse	Plc	Margin	Time	800Time (W)	400 Time (W)
5 MARAS ACE MAN	1	0.0m	2:34.70	55.70s (0)	27.53s (0)
1 THEREUGO	2	2.1m	2:34.86	56.51s (0)	28.25s (0)
3 TALKERUP	3	3.8m	2:34.98	56.37s (1)	27.96s (2)
6 DREDLOCK ROCKSTAR	4	8.4m	2:35.32	55.95s (0)	27.74s (0)
7 ROMAN AVIATOR	5	9.9m	2:35.43	55.83s (1)	27.51s (2)
8 WHOZIDEAWASTHIS	6	14.6m	2:35.78	55.81s (1)	27.30s (1)
11 QUICK STRIDE	7	16.8m	2:35.94	56.20s (0)	27.86s (0)
2 RABCHENKO	8	16.9m	2:35.95	56.98s (1)	28.36s (1)
9 BE ON GUARD	9	17.3m	2:35.98	56.69s (1)	28.09s (1)
10 ARMA INDIE	10	18.7m	2:36.08	57.33s (0)	29.10s (1)
4 LIAM NEIL	11	25.9m	2:36.61	58.22s (1)	29.27s (1)

## Finish Position and metres gained from 800m



Sectionals  
Powered by

RWWA and provider are not responsible for the completeness or accuracy of any of the information contained herein, and makes no representations about its suitability for any purpose.

# Gloucester Park Race 4 Distance 2536m

Friday, 6 November 2020

Gross Time: 3:05.50 MileRate: 1:57.70 LeadTime: 69.40s First Qtr: 30.90s Second Qtr: 29.20s Third Qtr: 27.70s Fourth Qtr: 28.30s

No Horse	Plc	Margin	Time	800Time (W)	400 Time (W)	Finish Position and metres gained from 800m
1 VAMPIRO	1	0.0m	3:05.50	56.00s (0)	28.30s (0)	0.0
9 GALACTIC STAR	2	0.5m	3:05.54	55.84s (1)	28.08s (1)	+2.3
10 OUR JIMMY JOHNSTON	3	1.5m	3:05.61	55.77s (0)	28.04s (0)	+3.3
3 MIGHTY CONQUEROR	4	4.6m	3:05.84	55.78s (1)	28.05s (1)	+3.2
6 VULTAN TIN	5	5.0m	3:05.87	54.86s (1)	27.46s (2)	+16.4
11 OCEAN RIDGE	6	5.8m	3:05.93	55.76s (0)	28.02s (0)	+3.4
2 THE BIRD DANCE	7	8.1m	3:06.10	55.70s (1)	27.97s (2)	+4.3
12 BRAEVIEW BONDI	8	8.6m	3:06.14	55.65s (0)	27.89s (0)	+5.0
7 JACK FARTHING	9	8.7m	3:06.15	54.81s (1)	27.42s (2)	+17.1
4 CHIAROSCURO	10	9.6m	3:06.21	55.48s (1)	27.79s (1)	+7.4
8 STROKE OF LUCK	11	11.9m	3:06.38	55.56s (0)	27.79s (0)	+6.3
5 SIMBA BROMAC	12	13.4m	3:06.50	55.36s (0)	27.60s (0)	+9.2



Sectionals  
Powered by

**PJ HARNESS ANALYSER** **NEW**

Learn the power of sectionals

Check us out at [www.pjdata.com.au](http://www.pjdata.com.au)

RWWA and provider are not responsible for the completeness or accuracy of any of the information contained herein, and makes no representations about its suitability for any purpose.

# Gloucester Park Race 5 Distance 2130m

Friday, 6 November 2020

Gross Time: 2:33.70 MileRate: 1:56.10 LeadTime: 36.50s First Qtr: 31.30s Second Qtr: 29.70s Third Qtr: 28.10s Fourth Qtr: 28.10s

No Horse	Plc	Margin	Time	800Time (W)	400 Time (W)	Finish Position and metres gained from 800m
11 TO FAST TO SERIOUS	1	0.0m	2:33.70	55.57s (2)	27.61s (1)	+9.0
1 TRIROYALE BRIGADE	2	9.6m	2:34.41	56.87s (0)	28.77s (0)	-9.6
6 RADIANT AMBER	3	10.8m	2:34.50	56.63s (0)	28.48s (0)	-6.2
10 EUPHORIC MOMENT	4	12.2m	2:34.60	56.42s (0)	28.24s (0)	-3.2
4 BLUE BLAZER	5	13.0m	2:34.66	55.88s (0)	27.71s (0)	+4.6
7 EXTRADITE	6	15.2m	2:34.82	56.33s (0)	28.16s (0)	-1.8
12 GALANTE	7	19.4m	2:35.13	56.58s (1)	28.39s (2)	-5.4
3 ANVIL ROLLOVER	8	20.0m	2:35.18	57.49s (1)	29.30s (1)	-18.4
13 REGAL AMBITION	9	20.4m	2:35.21	56.07s (0)	27.92s (0)	+1.8
8 ALTA INTRIGUE	10	26.3m	2:35.64	57.09s (2)	29.15s (1)	-12.7
2 BEACH SKIPPER	11	36.5m	2:36.40	58.09s (1)	29.42s (1)	-27.1
5 BOLTA	12	37.1m	2:36.44	57.35s (1)	29.15s (2)	-16.5



Sectionals  
Powered by

**PJ HARNESS ANALYSER** **NEW**

Learn the power of sectionals

Check us out at [www.pjdata.com.au](http://www.pjdata.com.au)

RWWA and provider are not responsible for the completeness or accuracy of any of the information contained herein, and makes no representations about its suitability for any purpose.

# Gloucester Park Race 6 Distance 2130m

Friday, 6 November 2020

Gross Time: 2:35.30 MileRate: 1:57.40 LeadTime: 36.60s First Qtr: 31.00s Second Qtr: 30.00s Third Qtr: 28.90s Fourth Qtr: 28.80s

No Horse	Plc	Margin	Time	800Time (W)	400 Time (W)	Finish Position and metres gained from 800m
2 ALTA RHETT	1	0.0m	2:35.30	57.70s (0)	28.80s (0)	0.0
9 BLACK JACK ZAC	2	0.2m	2:35.32	56.72s (1)	28.37s (3)	+13.6
12 EXTREME PRINCE	3	0.4m	2:35.33	57.07s (1)	28.06s (2)	+8.8
1 MISTER ARDEE	4	2.4m	2:35.48	57.27s (0)	28.38s (0)	+6.0
4 A BOY NAMED ROSIE	5	3.3m	2:35.55	57.64s (0)	28.75s (0)	+0.9
10 ALWAYS ARJAY	6	8.9m	2:35.97	57.45s (0)	28.56s (1)	+3.5
7 BAD ROUND	7	12.0m	2:36.21	57.26s (1)	28.59s (3)	+6.2
11 JILLIBY JAKE	8	12.8m	2:36.27	57.41s (0)	28.64s (2)	+4.0
6 TAROONA BROMAC	9	13.7m	2:36.34	57.16s (0)	28.58s (1)	+7.5
8 SALEAHS COMAND	10	24.7m	2:37.17	59.11s (1)	30.12s (2)	-19.7
5 IM ROCKNROLL MAGIC	11	26.9m	2:37.33	59.59s (1)	30.47s (1)	-26.3



Sectionals  
Powered by

**PJ HARNESS ANALYSER** **NEW**

Learn the power of sectionals

Check us out at [www.pjdata.com.au](http://www.pjdata.com.au)











RWWA and provider are not responsible for the completeness or accuracy of any of the information contained herein, and makes no representations about its suitability for any purpose.



# Gloucester Park Race 7 Distance 2130m

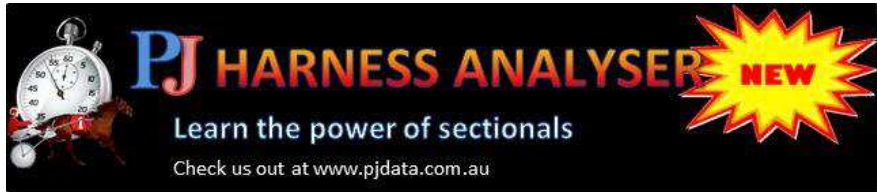
Friday, 6 November 2020

Gross Time: 2:35.30 MileRate: 1:57.30 LeadTime: 38.10s First Qtr: 31.20s Second Qtr: 29.40s Third Qtr: 28.40s Fourth Qtr: 28.20s

No Horse	Plc	Margin	Time	800Time (W)	400 Time (W)	Finish Position and metres gained from 800m
1 STAR FROMTHEPALACE	1	0.0m	2:35.30	56.60s (0)	28.20s (0)	 0.0
10 MISS LAMARR	2	1.3m	2:35.40	56.40s (0)	27.95s (0)	 +2.9
6 MISSTIANO	3	5.0m	2:35.67	56.12s (1)	27.72s (1)	 +6.8
9 BROADBEACH	4	7.0m	2:35.82	56.57s (1)	28.16s (1)	 +0.4
11 FIFTY FIVE REBORN	5	18.2m	2:36.65	57.68s (1)	29.25s (1)	 -15.4
7 TIFFANY ROSE	6	18.5m	2:36.67	56.45s (1)	28.50s (0)	 +2.1
3 ASKMEILLTELLYA	7	19.2m	2:36.72	56.84s (1)	28.41s (1)	 -3.4
12 FARAWAYEYES	8	22.0m	2:36.93	57.49s (0)	29.08s (0)	 -12.6
5 STORMYSKYES	9	24.4m	2:37.11	57.49s (2)	28.44s (1)	 -12.6
4 OUR STAR CARLY	10	31.5m	2:37.63	57.04s (1)	28.56s (0)	 -6.3



Sectionals  
Powered by



**PJ HARNESS ANALYSER** **NEW**

Learn the power of sectionals

Check us out at [www.pjdata.com.au](http://www.pjdata.com.au)













RWWA and provider are not responsible for the completeness or accuracy of any of the information contained herein, and makes no representations about its suitability for any purpose.

# Gloucester Park Race 8 Distance 2503m

Friday, 6 November 2020

Gross Time: 3:08.70 MileRate: 2:01.30 LeadTime: 71.00s First Qtr: 30.00s Second Qtr: 30.60s Third Qtr: 28.00s Fourth Qtr: 29.10s

No Horse	Plc	Margin	Time	800Time (W)	400 Time (W)	Finish Position and metres gained from 800m
3 MAKOCZAR	1	0.0m	3:08.70	57.10s (0)	29.10s (0)	 0.0
1 ALLWOODS ROCKNROL	2	0.8m	3:08.76	56.83s (0)	28.78s (0)	 +3.8
8 DELIGHTFULREACTION	3	2.5m	3:08.89	56.65s (0)	28.60s (0)	 +6.3
9 C C CHEVRON	4	4.3m	3:09.03	56.50s (0)	28.44s (0)	 +8.5
10 J B MAUNEY	5	5.6m	3:09.13	56.38s (1)	28.19s (3)	 +10.2
2 OHOKA DAMO	6	15.7m	3:09.90	56.99s (0)	28.62s (0)	 +1.5
5 GONZOS SHADOW	7	20.1m	3:10.23	58.02s (1)	29.22s (2)	 -12.9
11 TANAKA EAGLE	8	20.7m	3:10.28	57.76s (1)	28.95s (2)	 -9.3
4 BETTORGRINANBARIT	9	24.5m	3:10.57	58.64s (1)	29.69s (1)	 -21.7
6 STAR ARMBRO	10	109.3m	3:17.04	60.60s (0)	32.45s (0)	 -49.3



Sectionals  
Powered by

**PJ HARNESS ANALYSER** **NEW**

Learn the power of sectionals

Check us out at [www.pjdata.com.au](http://www.pjdata.com.au)











RWWA and provider are not responsible for the completeness or accuracy of any of the information contained herein, and makes no representations about its suitability for any purpose.



# Gloucester Park Race 9 Distance 2130m

Friday, 6 November 2020

Gross Time: 2:33.40 MileRate: 1:55.90 LeadTime: 37.70s First Qtr: 30.50s Second Qtr: 28.60s Third Qtr: 28.40s Fourth Qtr: 28.20s

No Horse	Plc	Margin	Time	800Time (W)	400 Time (W)	Finish Position and metres gained from 800m	
1 PERFECT MAJOR	1	0.0m	2:33.40	56.60s (0)	28.20s (0)		0.0
2 ANGEL IN WHITE	2	18.8m	2:34.79	57.25s (0)	28.55s (0)		-9.2
7 HEADLINE ACT	3	20.5m	2:34.92	56.73s (1)	28.89s (2)		-1.9
4 ANIME	4	23.6m	2:35.15	57.25s (0)	28.49s (0)		-5.2
6 DOMINATE THE DOJO	5	25.1m	2:35.26	58.03s (0)	29.30s (0)		-20.3
5 HENWOOD BAY	6	26.6m	2:35.37	57.95s (1)	28.76s (1)		-19.2
8 MAJOR STARE	7	28.5m	2:35.51	57.68s (1)	28.84s (2)		-15.3
9 RAKASINC	8	34.0m	2:35.92	58.78s (1)	29.57s (1)		-31.0



Sectionals  
Powered by

**PJ HARNESS ANALYSER** **NEW**

Learn the power of sectionals









Check us out at [www.pjdata.com.au](http://www.pjdata.com.au)

RWWA and provider are not responsible for the completeness or accuracy of any of the information contained herein, and makes no representations about its suitability for any purpose.

# Gloucester Park Race 10 Distance 2130m

Friday, 6 November 2020

Gross Time: 2:35.20 MileRate: 1:57.20 LeadTime: 38.10s First Qtr: 32.20s Second Qtr: 29.60s Third Qtr: 27.70s Fourth Qtr: 27.60s

No Horse	Plc	Margin	Time	800Time (W)	400 Time (W)	Finish Position and metres gained from 800m
1 ARGYLE RED	1	0.0m	2:35.20	55.30s (0)	27.60s (0)	 0.0
2 JIMMY MACK	2	2.8m	2:35.40	55.18s (0)	27.44s (0)	 +1.8
6 ROCK ME OVER	3	8.0m	2:35.78	55.25s (0)	27.49s (0)	 +0.8
5 ELOQUENT MACH	4	9.2m	2:35.87	55.79s (1)	28.05s (1)	-7.2 
8 TYLER BRETT	5	10.5m	2:35.96	55.53s (1)	27.73s (1)	-3.3 
3 AS HAPPY AS LARRY	6	11.3m	2:36.02	55.27s (1)	27.47s (1)	 +0.5
7 PATRICKTHEPIRANHA	7	17.4m	2:36.46	55.53s (2)	28.12s (2)	-3.4 
4 TOUCH OF SUCCESS	8	18.5m	2:36.54	55.44s (1)	27.91s (2)	-2.1 



Sectionals  
Powered by

**PJ HARNESS ANALYSER** **NEW**

Learn the power of sectionals

Check us out at [www.pjdata.com.au](http://www.pjdata.com.au)



RWWA and provider are not responsible for the completeness or accuracy of any of the information contained herein, and makes no representations about its suitability for any purpose.