











Bunbury Race 1 Distance 2100m


Saturday, 19 December 2020

Gross Time: 2:36.30 MileRate: 1:59.80 LeadTime: 34.20s First Qtr: 33.10s Second Qtr: 29.50s Third Qtr: 29.70s Fourth Qtr: 29.80s

No Horse	Plc	Margin	Time	800Time (W)	400 Time (W)	Finish Position and metres gained from 800m
2 ROCKIN RUFUS	1	0.0m	2:36.30	59.50s (0)	29.80s (0)	 0.0
10 ALLWOOD WIZARD	2	2.3m	2:36.48	59.15s (1)	29.57s (1)	 +4.7
7 DISCO DYNAMO	3	4.3m	2:36.64	58.61s (1)	29.50s (2)	 +12.1
3 ROLL OF HONOUR	4	14.2m	2:37.41	60.37s (1)	30.78s (1)	 -11.8
4 MOMENTO PERFECTO	5	15.8m	2:37.53	58.94s (0)	29.87s (2)	 +7.6
8 ROCKNROLL ME	6	17.5m	2:37.67	60.17s (0)	30.34s (0)	 -9.1
9 ELISH STAR	7	22.4m	2:38.05	60.17s (0)	30.33s (0)	 -9.0
6 RUSINOL	8	29.8m	2:38.63	60.33s (0)	30.54s (1)	 -11.2
1 STORMY DILO	9	34.5m	2:38.99	61.74s (0)	31.93s (0)	 -30.3
5 RODGER JAMES	10	49.7m	2:40.18	62.35s (1)	32.59s (1)	 -38.5



Sectionals
Powered by



PJ HARNESS ANALYSER **NEW**

Learn the power of sectionals

Check us out at www.pjdata.com.au



RWWA and provider are not responsible for the completeness or accuracy of any of the information contained herein, and makes no representations about its suitability for any purpose.

Bunbury Race 2 Distance 2100m

Saturday, 19 December 2020

Gross Time: 2:37.00

MileRate: 2:00.30












LeadTime: 36.50s

First Qtr: 32.20s

Second Qtr: 29.50s

Third Qtr: 29.80s

Fourth Qtr: 29.00s

No Horse	Plc	Margin	Time	800Time (W)	400 Time (W)	Finish Position and metres gained from 800m	
4 ROYAL ESSENCE	1	0.0m	2:37.00	58.80s (0)	29.00s (0)		0.0
2 ENDOFTheroad	2	5.4m	2:37.41	58.87s (0)	29.09s (0)		-1.0
8 STAR FOR ME	3	13.3m	2:38.01	58.81s (0)	29.02s (0)		-0.1
1 DYNAMITE DOLLY	4	14.0m	2:38.07	59.19s (0)	29.40s (0)		-5.4
12 SONGKRAN	5	20.2m	2:38.54	59.66s (1)	29.78s (2)		-11.8
5 FOXY ROSE	6	24.6m	2:38.87	58.87s (1)	29.61s (3)		-1.0
6 PAROQUET	7	30.5m	2:39.32	60.09s (1)	30.20s (2)		-17.7
9 STEP IT UP	8	62.1m	2:41.73	63.05s (1)	32.83s (1)		-58.1
11 SHAKIRA BLUE	9	68.0m	2:42.17	62.37s (1)	32.56s (1)		-48.8
10 SILVER STAR LOMBO	10	159.2m	2:49.11	67.51s (0)	35.79s (0)		-119.
7 JOIN THE STARS	11	167.7m	2:49.76	69.71s (0)	38.78s (0)		-149.



Sectionals
Powered by



PJ HARNESS ANALYSER NEW

Learn the power of sectionals

Check us out at www.pjdata.com.au



RWWA and provider are not responsible for the completeness or accuracy of any of the information contained herein, and makes no representations about its suitability for any purpose.

Bunbury Race 3 Distance 2100m

Saturday, 19 December 2020

Gross Time: 2:36.80

MileRate: 2:00.10













LeadTime: 36.60s

First Qtr: 32.60s

Second Qtr: 29.50s

Third Qtr: 28.90s

Fourth Qtr: 29.20s

No Horse	Plc	Margin	Time	800Time (W)	400 Time (W)	Finish Position and metres gained from 800m
1 MISTER MACH	1	0.0m	2:36.80	58.10s (0)	29.20s (0)	 0.0
6 TRICKIN	2	1.4m	2:36.91	57.22s (1)	28.42s (1)	 +12.2
3 NIKKI LOUISE	3	2.2m	2:36.97	56.99s (1)	28.30s (2)	 +15.2
4 DESIDERIO	4	2.8m	2:37.01	57.64s (1)	28.82s (1)	 +6.4
2 OUR STAR CARLY	5	5.7m	2:37.24	58.18s (0)	29.27s (0)	 -1.1
12 DISSERTATION	6	6.9m	2:37.33	58.24s (1)	29.43s (1)	 -1.9
9 JAXON JONES	7	7.6m	2:37.38	57.05s (1)	28.53s (1)	 +14.6
11 SIDSTREPO	8	9.3m	2:37.51	56.43s (1)	28.51s (3)	 +23.1
5 STORMYSKYES	9	10.4m	2:37.60	56.92s (1)	28.56s (2)	 +16.4
7 FEELING ACES	10	12.0m	2:37.72	57.70s (0)	28.42s (1)	 +5.6
10 BEEJAYS STAR	11	12.5m	2:37.76	58.05s (0)	28.79s (0)	 +0.7
8 ADDA POCKET RINSE	12	38.9m	2:39.78	60.24s (0)	31.01s (0)	 -29.7



Sectionals
Powered by



PJ HARNESS ANALYSER NEW

Learn the power of sectionals

Check us out at www.pjdata.com.au



RWWA and provider are not responsible for the completeness or accuracy of any of the information contained herein, and makes no representations about its suitability for any purpose.

Bunbury Race 4 Distance 2100m

Saturday, 19 December 2020

Gross Time: 2:39.80

MileRate: 2:02.50













LeadTime: 37.40s

First Qtr: 33.20s

Second Qtr: 29.60s

Third Qtr: 29.80s

Fourth Qtr: 29.80s

No Horse	Plc	Margin	Time	800Time (W)	400 Time (W)	Finish Position and metres gained from 800m	
12 ALLWOOD MACH	1	0.0m	2:39.80	58.59s (1)	29.80s (2)		+13.6
2 WESTERHOUSE	2	4.7m	2:40.17	59.31s (0)	29.41s (2)		+3.9
6 OUT OF RHYTHM	3	8.3m	2:40.45	58.96s (0)	29.41s (0)		+8.7
11 HEEZ TRUE BLUE	4	10.4m	2:40.61	59.42s (0)	30.02s (3)		+2.4
3 SHELLWOOD CHIEF	5	10.8m	2:40.64	60.13s (1)	30.60s (1)		-7.2
1 FOVEAUX MAJOR	6	13.7m	2:40.87	60.61s (0)	30.81s (0)		-13.7
10 HURN	7	17.5m	2:41.17	60.44s (2)	30.76s (2)		-11.3
8 CALL TO ARMS	8	18.8m	2:41.27	60.67s (0)	30.88s (0)		-14.4
9 DISTINGUISHED TASTE	9	21.1m	2:41.45	59.81s (1)	30.46s (3)		-2.9
4 AREU TALKIN	10	24.2m	2:41.69	60.79s (1)	31.30s (1)		-16.0
5 MISS MARGARETA	11	68.1m	2:45.12	63.02s (0)	32.62s (0)		-46.1
7 GOODONYA MATE	12	594.6m	3:26.23	81.42s (0)	40.51s (0)		-294.



Sectionals
Powered by



PJ HARNESS ANALYSER NEW

Learn the power of sectionals

Check us out at www.pjdata.com.au












RWWA and provider are not responsible for the completeness or accuracy of any of the information contained herein, and makes no representations about its suitability for any purpose.

Bunbury Race 5 Distance 2100m

Saturday, 19 December 2020

Gross Time: 2:35.90 MileRate: 1:59.50 LeadTime: 35.70s First Qtr: 31.60s Second Qtr: 30.30s Third Qtr: 29.50s Fourth Qtr: 28.80s

No Horse	Plc	Margin	Time	800Time (W)	400 Time (W)	Finish Position and metres gained from 800m	
6 TORPEDO ROCK	1	0.0m	2:35.90	57.39s (1)	28.13s (2)		+12.6
10 ZARAK	2	0.5m	2:35.94	58.08s (1)	28.79s (1)		+3.1
7 GENERAL JOLT	3	2.8m	2:36.11	57.24s (1)	27.87s (2)		+14.6
11 CAMS BOULDER	4	3.4m	2:36.16	57.94s (1)	28.67s (2)		+5.0
3 EMIRA CHRISTIANO	5	7.1m	2:36.44	58.81s (0)	29.31s (0)		-7.1
4 TIZA NEW DAY	6	12.2m	2:36.82	58.26s (0)	28.71s (1)		+0.6
8 JUST LIKE SHANNON	7	15.2m	2:37.05	58.79s (0)	29.30s (0)		-6.8
5 LIAURIE	8	25.9m	2:37.86	58.86s (0)	29.31s (0)		-32.6
1 MISTER SAUVAGE	9	36.8m	2:38.68	60.66s (0)	31.06s (1)		-32.6



Sectionals
Powered by

PJ HARNESS ANALYSER **NEW**

Learn the power of sectionals

Check us out at www.pjdata.com.au

RWWA and provider are not responsible for the completeness or accuracy of any of the information contained herein, and makes no representations about its suitability for any purpose.

Bunbury Race 6 Distance 2100m

Saturday, 19 December 2020

Gross Time: 2:35.90

MileRate: 1:59.50

LeadTime: 35.50s

First Qtr: 31.50s

Second Qtr: 29.80s

Third Qtr: 30.00s

Fourth Qtr: 29.10s

No Horse	Plc	Margin	Time	800Time (W)	400 Time (W)	Finish Position and metres gained from 800m	
2 MASTER LEIGHTON	1	0.0m	2:35.90	59.10s	(0)	29.10s	(0)
8 CORDERO	2	0.2m	2:35.92	58.06s	(1)	28.49s	(4)
1 BEIDERBECKE	3	7.6m	2:36.48	59.04s	(0)	29.06s	(0)
9 THE NOTORIOUS ONE	4	21.0m	2:37.50	60.33s	(0)	30.32s	(1)
5 GORDON	5	22.0m	2:37.58	59.44s	(0)	29.85s	(1)
4 IM LOKI	6	32.3m	2:38.37	61.16s	(1)	31.12s	(2)
12 JOEY GIRL	7	33.2m	2:38.43	60.60s	(0)	30.55s	(0)
7 FLYNSCOTSMAN	8	37.0m	2:38.72	60.16s	(0)	30.62s	(2)
3 STAR BOSS	9	38.3m	2:38.82	59.93s	(0)	30.63s	(1)
6 ELLEKER HANOVER	10	41.2m	2:39.05	61.45s	(2)	31.55s	(3)
10 IM ENTITLED	11	71.7m	2:41.37	63.66s	(1)	32.12s	(0)



Sectionals
Powered by

PJ HARNESS ANALYSER **NEW**

Learn the power of sectionals

Check us out at www.pjdata.com.au

PJ Data

RWWA and provider are not responsible for the completeness or accuracy of any of the information contained herein, and makes no representations about its suitability for any purpose.

Bunbury Race 7 Distance 2100m

Saturday, 19 December 2020

Gross Time: 2:38.90

MileRate: 2:01.70













LeadTime: 36.40s

First Qtr: 31.70s

Second Qtr: 30.20s

Third Qtr: 30.50s

Fourth Qtr: 30.10s

No Horse	Plc	Margin	Time	800Time (W)	400 Time (W)	Finish Position and metres gained from 800m	
10 CYNTHIA MAE	1	0.0m	2:38.90	59.33s	(1) 29.26s	(2)	 +16.8
11 ENEMY LINES	2	1.2m	2:38.99	59.11s	(1) 29.16s	(1)	 +19.8
5 HAPPY AS	3	6.9m	2:39.44	59.54s	(0) 29.24s	(1)	 +14.1
3 RATHER SENTIMENTAL	4	8.1m	2:39.54	60.59s	(1) 30.32s	(2)	 +0.1
9 PHI PHI ISLAND	5	10.2m	2:39.70	60.42s	(1) 30.38s	(3)	 +2.4
2 HEAVY LOAD	6	10.3m	2:39.71	61.38s	(0) 30.87s	(0)	 -10.3
8 ROAD CLOSURE	7	11.0m	2:39.77	60.78s	(0) 30.35s	(1)	 -2.4
4 MAGICAL TIMES	8	12.0m	2:39.85	61.20s	(1) 30.85s	(1)	 -8.0
6 SWEETDREAM TRUNKE	9	12.4m	2:39.88	59.61s	(1) 29.80s	(2)	 +13.2
1 CHEROKEE CHANCE	10	13.1m	2:39.93	61.26s	(0) 30.74s	(0)	 -8.7
7 HARD TO FORGET	11	13.1m	2:39.93	60.31s	(0) 29.82s	(0)	 +3.9
12 HIDEOUT	12	22.7m	2:40.69	61.35s	(0) 30.89s	(0)	 -9.9



Sectionals
Powered by



PJ HARNESS ANALYSER NEW

Learn the power of sectionals

Check us out at www.pjdata.com.au



RWWA and provider are not responsible for the completeness or accuracy of any of the information contained herein, and makes no representations about its suitability for any purpose.

Bunbury Race 8 Distance 2100m

Saturday, 19 December 2020

Gross Time: 2:34.30

MileRate: 1:58.30










LeadTime: 37.20s

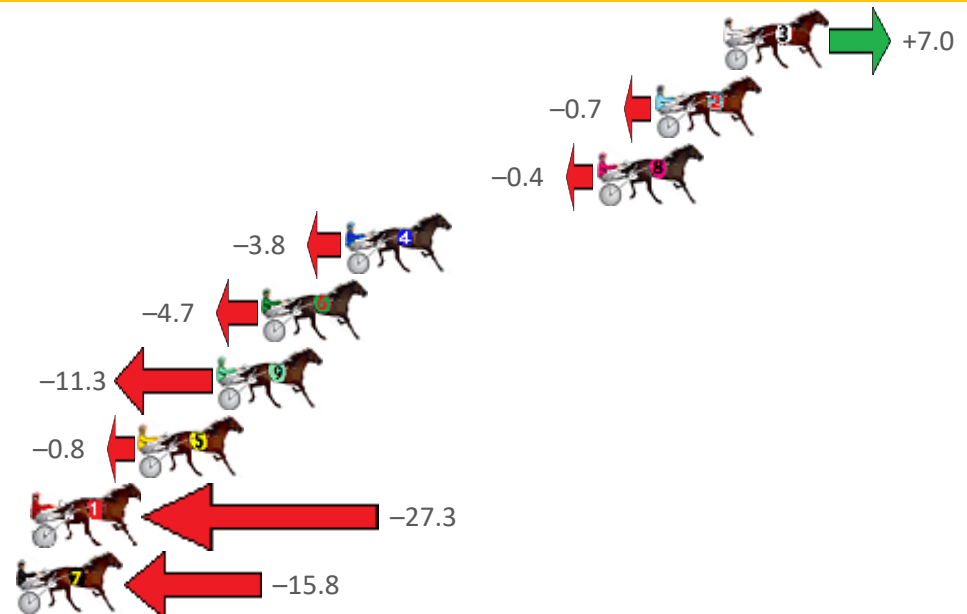
First Qtr: 30.70s

Second Qtr: 29.60s

Third Qtr: 29.10s

Fourth Qtr: 27.70s

No Horse	Plc	Margin	Time	800Time (W)	400 Time (W)	Finish Position and metres gained from 800m		
3 ALTA BLUES	1	0.0m	2:34.30	56.31s	(1)	27.36s	(1)	
2 COPY N PACE	2	2.7m	2:34.50	56.85s	(1)	27.84s	(1)	
8 THE IDEAL TOUCH	3	5.0m	2:34.66	56.83s	(0)	27.71s	(0)	
4 MY SWEET DEAL	4	15.0m	2:35.39	57.07s	(1)	28.07s	(1)	
6 BUDD SIDEWINDER	5	18.3m	2:35.63	57.13s	(0)	27.94s	(0)	
9 TRULEYLUCKY	6	20.1m	2:35.76	57.60s	(0)	28.40s	(0)	
5 OURBOYBART	7	23.2m	2:35.99	56.86s	(0)	27.98s	(0)	
1 HOTFOOT IT	8	27.3m	2:36.29	58.73s	(0)	29.58s	(0)	
7 TARSAO	9	34.0m	2:36.78	57.92s	(0)	28.98s	(1)	



Sectionals
Powered by

PJ HARNESS ANALYSER **NEW**

Learn the power of sectionals

Check us out at www.pjdata.com.au










PJ Data

RWWA and provider are not responsible for the completeness or accuracy of any of the information contained herein, and makes no representations about its suitability for any purpose.

Bunbury Race 9 Distance 2100m


Saturday, 19 December 2020

Gross Time: 2:42.20 MileRate: 2:04.30 LeadTime: 38.30s First Qtr: 32.70s Second Qtr: 30.80s Third Qtr: 29.80s Fourth Qtr: 30.60s

No Horse	Plc	Margin	Time	800Time (W)	400 Time (W)	Finish Position and metres gained from 800m
1 IRON MAGGIE	1	0.0m	2:42.20	60.40s (0)	30.60s (0)	 0.0
4 OURCARIBBEANCRUISE	2	0.5m	2:42.24	60.15s (1)	30.39s (1)	 +3.3
6 MOLLIDOR	3	1.4m	2:42.31	59.21s (1)	29.29s (1)	 +15.4
2 MIXEDUPMUDDLEDUP	4	3.4m	2:42.47	60.31s (0)	30.39s (0)	 +1.2
3 ELLIEGOZOOM	5	7.1m	2:42.77	60.29s (1)	30.56s (1)	 +1.5
9 IM FREYJA	6	8.0m	2:42.84	60.04s (1)	30.14s (1)	 +4.8
7 MEANDMUMS HOPE	7	9.7m	2:42.98	60.42s (0)	30.49s (0)	 -0.3
8 LITTLE ADVANCE	8	25.9m	2:44.27	61.32s (0)	31.37s (0)	 -12.3
5 GO WIDGIE	9	295.5m	3:05.86	71.32s (0)	36.34s (0)	 -145.



Sectionals
Powered by



PJ HARNESS ANALYSER NEW

Learn the power of sectionals

Check us out at www.pjdata.com.au



RWWA and provider are not responsible for the completeness or accuracy of any of the information contained herein, and makes no representations about its suitability for any purpose.