

# Gloucester Park Race 1 Distance 2130m

Tuesday, 25 May 2021

Gross Time: 2:35.80

MileRate: 1:57.70













LeadTime: 36.80s

First Qtr: 30.20s

Second Qtr: 29.60s

Third Qtr: 29.40s

Fourth Qtr: 29.80s

No Horse	Plc	Margin	Time	800Time (W)	400 Time (W)	Finish Position and metres gained from 800m
2 MINI MINE YET	1	0.0m	2:35.80	58.86s (1)	29.49s (1)	 +4.6
11 TRULEYLUCKY	2	1.3m	2:35.90	58.63s (1)	29.24s (1)	 +7.7
9 SUNSHINE SWIFT	3	1.5m	2:35.92	57.99s (0)	28.27s (0)	 +16.5
10 SHIRMAYA	4	2.6m	2:36.00	59.07s (0)	29.34s (0)	 +1.8
7 ADDA TARANTELLA	5	4.5m	2:36.15	59.52s (1)	30.12s (1)	 -4.3
5 ADVANCE YOUR DREA	6	5.9m	2:36.26	58.03s (1)	29.23s (2)	 +15.9
12 IDEAL CHARM	7	9.3m	2:36.53	59.25s (0)	29.54s (0)	 -0.7
6 BEEJAYS STAR	8	12.6m	2:36.78	59.17s (0)	29.49s (0)	 +0.4
4 PHAR FROM KALAHARI	9	21.1m	2:37.45	59.47s (1)	30.00s (1)	 -3.7
3 FIFO	10	27.6m	2:37.96	59.58s (0)	29.89s (0)	 -5.0
8 TIFFANY TWIRL	11	28.1m	2:37.99	60.30s (1)	30.87s (1)	 -14.9
1 WESTBURN YIELD	12	49.0m	2:39.63	62.81s (0)	33.13s (0)	 -49.0



Sectionals  
Powered by



**PJ HARNESS ANALYSER**  
HORSE REPORTS / RAW DATA

Version 3.05  
Out Now!

All your sectional needs

Check us out at [www.pjdata.com.au](http://www.pjdata.com.au)




RWWA and provider are not responsible for the completeness or accuracy of any of the information contained herein, and makes no representations about its suitability for any purpose.

# Gloucester Park Race 2 Distance 2130m

Tuesday, 25 May 2021

Gross Time: 2:39.70

MileRate: 2:00.70












LeadTime: 37.90s

First Qtr: 31.60s

Second Qtr: 30.60s

Third Qtr: 29.70s

Fourth Qtr: 29.90s

No Horse	Plc	Margin	Time	800Time (W)	400 Time (W)	Finish Position and metres gained from 800m	
10 BEACH START	1	0.0m	2:39.70	58.90s (0)	29.04s (1)		+9.4
2 UNDER THE ALTA	2	0.2m	2:39.72	59.61s (0)	29.91s (0)		-0.2
7 APOLOGIZE	3	0.4m	2:39.73	58.18s (2)	29.68s (2)		+19.2
12 CHOPPING BLOCK	4	9.7m	2:40.46	59.31s (0)	29.37s (1)		+3.9
8 THE WIZARD	5	10.1m	2:40.49	59.03s (0)	29.31s (0)		+7.7
4 ALL BLACK RAIN	6	11.2m	2:40.58	60.10s (1)	30.36s (1)		-6.8
6 DYNAMITE BEACH	7	11.7m	2:40.62	58.79s (1)	30.09s (3)		+10.9
3 ROMA ROSA	8	15.6m	2:40.92	60.12s (1)	30.42s (2)		-7.0
11 FARRIERS TROUBLE	9	17.5m	2:41.07	59.61s (1)	29.82s (2)		-0.1
9 GOOD DAY SUNSHINE	10	21.5m	2:41.38	60.24s (1)	30.50s (2)		-8.7
1 LIFE OF PABLO	11	21.7m	2:41.40	60.84s (0)	30.92s (0)		-16.7



Sectionals  
Powered by



**PJ HARNESS ANALYSER**  
HORSE REPORTS / RAW DATA

Version 3.05  
Out Now!

All your sectional needs

Check us out at [www.pjdata.com.au](http://www.pjdata.com.au)




RWWA and provider are not responsible for the completeness or accuracy of any of the information contained herein, and makes no representations about its suitability for any purpose.

# Gloucester Park Race 3 Distance 2536m

Tuesday, 25 May 2021

Gross Time: 3:12.40

MileRate: 2:02.10










LeadTime: 73.00s

First Qtr: 32.30s

Second Qtr: 30.40s

Third Qtr: 29.00s

Fourth Qtr: 27.70s

No Horse	Plc	Margin	Time	800Time (W)	400 Time (W)	Finish Position and metres gained from 800m
3 POCKET THE CASH	1	0.0m	3:12.40	56.70s (0)	27.70s (0)	 0.0
2 PIERRE WHITBY	2	2.9m	3:12.61	56.27s (0)	27.29s (0)	 +6.1
1 QTOWN RIP ROARING	3	14.3m	3:13.44	57.41s (0)	28.40s (0)	 -10.1
4 JILLIBY JAKE	4	15.0m	3:13.49	56.83s (0)	27.84s (0)	 -1.8
6 DESTINED TO RULE	5	15.3m	3:13.51	56.21s (0)	27.91s (1)	 +6.9
8 ONE FOR DAVE ANDME	6	17.7m	3:13.69	56.04s (0)	27.65s (1)	 +9.3
5 C C CHEVRON	7	18.6m	3:13.76	56.76s (0)	27.77s (0)	 -0.8
9 TUAS DELIGHT	8	20.6m	3:13.90	55.92s (0)	27.53s (1)	 +11.0
7 TACTILE SENSATION	9	38.6m	3:15.21	56.88s (0)	28.65s (0)	



Sectionals  
Powered by



**PJ HARNESS ANALYSER** Version 3.05 Out Now!

HORSE REPORTS / RAW DATA

All your sectional needs

Check us out at [www.pjdata.com.au](http://www.pjdata.com.au)




RWWA and provider are not responsible for the completeness or accuracy of any of the information contained herein, and makes no representations about its suitability for any purpose.

# Gloucester Park Race 4 Distance 2130m

Tuesday, 25 May 2021

Gross Time: 2:36.50

MileRate: 1:58.20











LeadTime: 37.90s

First Qtr: 31.10s

Second Qtr: 30.30s

Third Qtr: 28.50s

Fourth Qtr: 28.70s

No Horse	Plc	Margin	Time	800Time (W)	400 Time (W)	Finish Position and metres gained from 800m	
1 BURNING RUBBER	1	0.0m	2:36.50	57.20s (0)	28.70s (0)		0.0
5 HURRICANETOM	2	3.7m	2:36.78	57.06s (1)	28.54s (1)		+1.9
6 BE ROCK HARD	2	3.7m	2:36.78	57.36s (1)	28.85s (1)		-2.3
10 IM SPIDERMAN	4	4.2m	2:36.82	57.20s (0)	28.70s (0)		0.0
3 ROCKINTHEBOX	5	6.1m	2:36.96	56.72s (0)	28.19s (0)		+6.7
4 SIDSTREPO	6	7.9m	2:37.10	57.02s (1)	28.54s (1)		+2.5
11 ANOTHER SNAG	7	8.9m	2:37.17	57.24s (0)	28.72s (0)		-0.5
7 HEEZ OUR PERSEUS	8	9.2m	2:37.19	56.53s (2)	28.83s (2)		+9.4
8 THE WHITE RABBIT	9	11.7m	2:37.38	56.40s (2)	28.71s (2)		+11.3
2 EUSTON FLYER	10	13.5m	2:37.52	57.09s (1)	28.55s (1)		+1.5



Sectionals  
Powered by



**PJ HARNESS ANALYSER**  
HORSE REPORTS / RAW DATA

Version 3.05  
Out Now!

All your sectional needs

Check us out at [www.pjdata.com.au](http://www.pjdata.com.au)




RWWA and provider are not responsible for the completeness or accuracy of any of the information contained herein, and makes no representations about its suitability for any purpose.

# Gloucester Park Race 5 Distance 2130m

Tuesday, 25 May 2021

Gross Time: 2:34.30

MileRate: 1:56.60










LeadTime: 37.60s

First Qtr: 30.20s

Second Qtr: 29.50s

Third Qtr: 28.50s

Fourth Qtr: 28.50s

No Horse	Plc	Margin	Time	800Time (W)	400 Time (W)	Finish Position and metres gained from 800m
1 SPY MAJOR	1	0.0m	2:34.30	57.00s (0)	28.50s (0)	 0.0
4 ROLL UP	2	0.5m	2:34.34	56.75s (1)	28.37s (1)	 +3.5
5 FLYNSCOTSMAN	3	11.4m	2:35.15	57.01s (0)	28.43s (0)	 -0.2
3 VERANO	4	14.2m	2:35.36	57.40s (1)	29.00s (1)	 -5.6
2 ADDA SPOILT MAJOR	5	16.4m	2:35.53	57.71s (0)	29.11s (0)	 -10.0
9 MISTER MACH	6	22.7m	2:36.00	57.47s (0)	28.92s (0)	 -6.7
8 IONA DIAMOND	7	25.8m	2:36.23	57.34s (0)	28.83s (0)	 -2.5
6 WHISKY NEAT	8	42.6m	2:37.49	59.03s (1)	30.37s (1)	 -28.6
7 ISAIDBOO	9	45.2m	2:37.68	58.84s (1)	30.21s (1)	 -26.0



Sectionals  
Powered by



**PJ HARNESS ANALYSER**  
HORSE REPORTS / RAW DATA

Version 3.05  
Out Now!

All your sectional needs

Check us out at [www.pjdata.com.au](http://www.pjdata.com.au)




RWWA and provider are not responsible for the completeness or accuracy of any of the information contained herein, and makes no representations about its suitability for any purpose.

# Gloucester Park Race 6 Distance 2536m

Tuesday, 25 May 2021

Gross Time: 3:13.70

MileRate: 2:03.00










LeadTime: 71.80s

First Qtr: 32.10s

Second Qtr: 30.40s

Third Qtr: 29.50s

Fourth Qtr: 29.90s

No Horse	Plc	Margin	Time	800Time (W)	400 Time (W)	Finish Position and metres gained from 800m	
9 ROCK TONIGHT	1	0.0m	3:13.70	59.40s (0)	29.90s (0)		0.0
8 LIGHTNING CALDER	2	24.4m	3:15.61	60.97s (1)	30.96s (0)		-21.2
5 LANSBURY	3	33.8m	3:16.35	60.95s (1)	30.72s (0)		-21.0
4 TEARS OF JOY	4	44.0m	3:17.15	62.29s (0)	30.97s (0)		-40
6 HAMMERS LAW	5	44.3m	3:17.17	61.03s (0)	30.95s (4)		-22.1
7 MY MDINA	6	52.3m	3:17.80	62.67s (1)	32.40s (1)		-45
10 KELL ROAD KID	7	57.1m	3:18.17	62.35s (0)	31.99s (2)		-39.9
2 LUVAFLAIR	8	66.1m	3:18.88	63.34s (0)	32.60s (1)		-53.3
11 ALL FLAIR	9	68.9m	3:19.10	63.11s (1)	33.01s (3)		-50.3



Sectionals  
Powered by



**PJ HARNESS ANALYSER**  
HORSE REPORTS / RAW DATA

Version 3.05  
Out Now!

All your sectional needs

Check us out at [www.pjdata.com.au](http://www.pjdata.com.au)




RWWA and provider are not responsible for the completeness or accuracy of any of the information contained herein, and makes no representations about its suitability for any purpose.



# Gloucester Park Race 7 Distance 2130m

Tuesday, 25 May 2021

Gross Time: 2:39.90

MileRate: 2:00.80








LeadTime: 39.80s

First Qtr: 31.90s

Second Qtr: 30.30s

Third Qtr: 28.80s

Fourth Qtr: 29.10s

No Horse	Plc	Margin	Time	800Time (W)	400 Time (W)	Finish Position and metres gained from 800m	
2 CLOUDY REACTOR	1	0.0m	2:39.90	57.90s (0)	29.10s (0)		0.0
8 CLUSTER STAR	2	7.3m	2:40.46	57.22s (0)	28.98s (1)		+9.5
7 DIAMOND DAZE	3	13.4m	2:40.92	57.32s (0)	29.19s (0)		+8.0
4 GLADYS GUGMAN	4	22.0m	2:41.58	59.15s (0)	30.29s (0)		
3 MAKAILA	5	24.6m	2:41.78	58.78s (1)	29.87s (2)		
5 CALL ME HEAVEN	6	26.7m	2:41.94	59.26s (1)	29.99s (1)		-18.9
6 SUN AND SAND	7	57.1m	2:44.26	60.12s (0)	31.41s (0)		-30.9



Sectionals  
Powered by



**PJ HARNESS ANALYSER**  
HORSE REPORTS / RAW DATA

Version 3.05  
Out Now!

All your sectional needs

Check us out at [www.pjdata.com.au](http://www.pjdata.com.au)




RWWA and provider are not responsible for the completeness or accuracy of any of the information contained herein, and makes no representations about its suitability for any purpose.