

Gloucester Park Race 1 Distance 2130m

Friday, 18 June 2021

Gross Time: 2:34.20

MileRate: 1:56.50













LeadTime: 36.10s

First Qtr: 31.10s

Second Qtr: 29.40s

Third Qtr: 28.70s

Fourth Qtr: 28.90s

No Horse	Plc	Margin	Time	800Time (W)	400 Time (W)	Finish Position and metres gained from 800m
3 DOUBLE UP	1	0.0m	2:34.20	57.60s (0)	28.90s (0)	 0.0
4 ALTA INTRIGUE	2	4.3m	2:34.53	56.93s (1)	28.84s (2)	 +9.3
2 MASTER LEIGHTON	3	6.2m	2:34.67	57.76s (0)	29.04s (0)	 -2.2
12 OUR MISTA KALLE	4	7.3m	2:34.75	57.46s (1)	28.46s (2)	 +1.9
11 BEE JAYS BOY	5	8.7m	2:34.86	57.86s (1)	28.89s (0)	 -3.7
7 VALENTINES BROOK	6	14.1m	2:35.27	58.57s (1)	29.60s (1)	 -13.5
10 RADIANT AMBER	7	14.3m	2:35.28	57.72s (0)	28.73s (1)	 -1.7
8 CORDERO	8	14.3m	2:35.28	57.39s (0)	28.59s (2)	 +2.9
6 TO INFINITYNBeyond	9	17.6m	2:35.53	57.28s (0)	28.38s (0)	 +4.4
5 THE WATCH MAKER	10	18.9m	2:35.63	57.64s (1)	29.07s (3)	 -0.5
1 LA SULEIMAN	11	22.8m	2:35.93	58.63s (0)	29.50s (0)	 -14.2
9 IONA DIAMOND	12	26.7m	2:36.23	57.88s (1)	29.18s (1)	 -14.2



Sectionals
Powered by



PJ HARNESS ANALYSER
HORSE REPORTS / RAW DATA

Version 3.05
Out Now!

All your sectional needs

Check us out at www.pjdata.com.au




RWWA and provider are not responsible for the completeness or accuracy of any of the information contained herein, and makes no representations about its suitability for any purpose.

Gloucester Park Race 2 Distance 2130m

Friday, 18 June 2021

Gross Time: 2:37.80

MileRate: 1:59.20













LeadTime: 38.50s

First Qtr: 30.70s

Second Qtr: 31.30s

Third Qtr: 29.00s

Fourth Qtr: 28.30s

No Horse	Plc	Margin	Time	800Time (W)	400 Time (W)	Finish Position and metres gained from 800m	
3 BLUE BLAZER	1	0.0m	2:37.80	56.60s (2)	27.77s (2)		+9.8
5 HENWOOD BAY	2	4.4m	2:38.13	57.54s (1)	28.58s (1)		-3.4
10 VESPA	3	5.1m	2:38.18	57.36s (0)	28.36s (0)		-0.9
8 POCKET THE CASH	4	6.0m	2:38.25	57.31s (2)	28.47s (2)		-0.2
1 BAYLAN JETT	5	7.5m	2:38.36	57.83s (0)	28.83s (0)		-7.5
9 CAVALRY CALL	5	7.5m	2:38.36	56.61s (1)	27.93s (1)		+9.7
4 REBEL WITH A GRIN	7	8.2m	2:38.41	57.53s (1)	28.57s (1)		-3.2
2 KIWI BLOKE	8	8.7m	2:38.45	57.26s (1)	28.31s (1)		+0.5
6 FIFTY FIVE REBORN	9	9.7m	2:38.52	56.45s (0)	27.41s (1)		+11.9
11 TIFFANY ROSE	10	10.2m	2:38.56	57.43s (0)	28.43s (0)		-1.8
7 TUAS DELIGHT	11	11.2m	2:38.63	56.93s (0)	27.84s (0)		+5.2
12 MACHS GOLD	12	15.4m	2:38.95	57.51s (0)	28.48s (0)		-3.0



Sectionals
Powered by



PJ HARNESS ANALYSER
HORSE REPORTS / RAW DATA

Version 3.05
Out Now!

All your sectional needs

Check us out at www.pjdata.com.au




RWWA and provider are not responsible for the completeness or accuracy of any of the information contained herein, and makes no representations about its suitability for any purpose.

Gloucester Park Race 3 Distance 2130m

Friday, 18 June 2021

Gross Time: 2:33.40

MileRate: 1:55.90













LeadTime: 36.90s

First Qtr: 30.20s

Second Qtr: 29.20s

Third Qtr: 28.40s

Fourth Qtr: 28.70s

No Horse	Plc	Margin	Time	800Time (W)	400 Time (W)	Finish Position and metres gained from 800m
3 RAKASINC	1	0.0m	2:33.40	57.10s (0)	28.70s (0)	 0.0
5 ALTA BLUES	2	3.6m	2:33.67	56.52s (1)	28.76s (2)	 +8.2
6 THEREUGO	3	3.6m	2:33.67	57.06s (0)	28.66s (0)	 +0.6
10 BRACKEN SKY	4	4.9m	2:33.77	56.57s (0)	28.52s (2)	 +7.5
1 VALBONNE	5	7.8m	2:33.99	57.06s (0)	28.64s (0)	 +0.6
12 MINI MINE YET	6	11.3m	2:34.25	56.44s (0)	28.29s (0)	 +9.3
2 EUPHORIC MOMENT	7	15.4m	2:34.56	57.67s (1)	29.44s (1)	 -8.0
4 JESSE ALLWOOD	8	21.0m	2:34.98	56.84s (0)	28.60s (0)	 +3.6
7 ROCKNROLL WHITBY	9	22.7m	2:35.11	57.04s (1)	28.94s (1)	 +0.9
9 BEE SEVENTEEN	10	25.6m	2:35.33	56.86s (0)	28.57s (0)	 +3.4
11 CHANGINGOFTHEGUAR	11	29.7m	2:35.64	58.06s (0)	29.91s (0)	 -13.5
8 TALKERUP	12	31.0m	2:35.74	57.28s (1)	29.01s (1)	 -13.5



Sectionals
Powered by



PJ HARNESS ANALYSER
HORSE REPORTS / RAW DATA

Version 3.05
Out Now!

All your sectional needs

Check us out at www.pjdata.com.au




RWWA and provider are not responsible for the completeness or accuracy of any of the information contained herein, and makes no representations about its suitability for any purpose.

Gloucester Park Race 4 Distance 2536m

Friday, 18 June 2021

Gross Time: 3:02.00

MileRate: 1:55.50












LeadTime: 68.00s

First Qtr: 29.00s

Second Qtr: 27.70s

Third Qtr: 28.70s

Fourth Qtr: 28.60s

No Horse	Plc	Margin	Time	800Time (W)	400 Time (W)	Finish Position and metres gained from 800m	
1 SHOCKWAVE	1	0.0m	3:02.00	57.30s (0)	28.60s (0)		0.0
3 PERFECT MAJOR	2	22.1m	3:03.66	57.62s (1)	29.50s (2)		-4.5
11 CHIAROSCURO	3	23.1m	3:03.73	58.15s (0)	29.37s (1)		-11.9
10 AS HAPPY AS LARRY	4	27.7m	3:04.08	58.76s (0)	30.03s (0)		-20.5
8 VULTAN TIN	5	28.1m	3:04.11	57.75s (1)	29.40s (2)		-6.3
4 TYLER BRETT	6	29.9m	3:04.25	58.33s (0)	29.74s (0)		-14.5
5 IM FULL OF EXCUSES	7	32.7m	3:04.46	58.16s (0)	29.59s (0)		-12.1
6 CHICAGO BULL	8	33.6m	3:04.52	59.11s (1)	30.43s (1)		-25.4
9 WHOZIDEAWASTHIS	9	36.4m	3:04.73	57.96s (1)	29.42s (1)		-9.2
7 BETTOR PARTY	10	52.8m	3:05.97	59.17s (0)	30.41s (0)		-26.2
2 DIEGO	11	68.5m	3:07.14	61.22s (1)	32.01s (1)		-55.1



Sectionals
Powered by



PJ HARNESS ANALYSER
HORSE REPORTS / RAW DATA

Version 3.05
Out Now!

All your sectional needs

Check us out at www.pjdata.com.au




RWWA and provider are not responsible for the completeness or accuracy of any of the information contained herein, and makes no representations about its suitability for any purpose.

Gloucester Park Race 5 Distance 2130m

Friday, 18 June 2021

Gross Time: 2:33.90

MileRate: 1:56.30













LeadTime: 36.30s

First Qtr: 30.50s

Second Qtr: 29.40s

Third Qtr: 28.70s

Fourth Qtr: 29.00s

No Horse	Plc	Margin	Time	800Time (W)	400 Time (W)	Finish Position and metres gained from 800m	
6 FINVARRA	1	0.0m	2:33.90	56.82s (1)	28.32s (1)		+12.2
1 SEERYANFLY	2	1.1m	2:33.98	57.48s (0)	28.75s (1)		+3.1
12 TALKS UP A STORM	3	2.5m	2:34.09	57.35s (1)	28.83s (2)		+4.9
10 LIL HAPPY FELLA	4	8.2m	2:34.52	57.64s (0)	29.00s (0)		+0.8
11 STRIKE TEAM	5	10.4m	2:34.69	57.47s (0)	28.84s (0)		+3.2
9 MACHNIFICENT	6	14.6m	2:35.01	57.57s (1)	29.20s (3)		+1.8
3 OTIS	7	15.1m	2:35.05	58.61s (1)	30.06s (1)		-12.7
5 AUSSIE SCOOTER	8	16.7m	2:35.17	57.61s (0)	29.11s (1)		+1.3
13 ROCK ON THE BEACH	9	19.7m	2:35.40	57.58s (1)	29.21s (2)		+1.7
2 OVERJOYED	10	27.5m	2:35.99	59.67s (0)	30.98s (0)		-27.5
7 ARMA EINSTEIN	11	55.7m	2:38.14	60.88s (2)	32.34s (2)		-44.3
4 GIVE US A WAVE	12	77.6m	2:39.80	61.67s (0)	33.12s (1)		-55.4



Sectionals
Powered by



PJ HARNESS ANALYSER
HORSE REPORTS / RAW DATA

Version 3.05
Out Now!

All your sectional needs

Check us out at www.pjdata.com.au




RWWA and provider are not responsible for the completeness or accuracy of any of the information contained herein, and makes no representations about its suitability for any purpose.

Gloucester Park Race 6 Distance 2130m

Friday, 18 June 2021

Gross Time: 2:38.00

MileRate: 1:59.40













LeadTime: 37.80s

First Qtr: 30.10s

Second Qtr: 32.00s

Third Qtr: 29.10s

Fourth Qtr: 29.00s

No Horse	Plc	Margin	Time	800Time (W)	400 Time (W)	Finish Position and metres gained from 800m	
4 BETTOR BEACH BELLE	1	0.0m	2:38.00	58.10s (0)	29.00s (0)		0.0
11 BLACK JACK BABY	2	1.3m	2:38.10	57.80s (1)	28.53s (1)		+4.1
1 STAR FOR ME	3	1.6m	2:38.12	57.90s (0)	28.80s (0)		+2.8
6 OUR STAR BILLING	4	6.7m	2:38.51	58.06s (2)	29.04s (3)		+0.5
3 CAPTAINS BEACHBABE	5	8.0m	2:38.61	58.63s (1)	29.40s (1)		-7.4
2 PATRIKIAR	6	8.4m	2:38.64	58.09s (0)	28.84s (0)		+0.2
8 JUST FOR LOVE	7	11.1m	2:38.84	57.66s (0)	28.47s (1)		+6.1
12 RUMOUR HAS IT	8	11.4m	2:38.87	58.22s (1)	28.84s (1)		-1.6
10 STAR LILLY	9	12.1m	2:38.92	58.03s (0)	28.72s (0)		+0.9
7 BENESARI LANE	10	12.9m	2:38.98	58.83s (2)	29.61s (2)		-10.1
5 JOELENE	11	13.2m	2:39.00	57.64s (1)	28.12s (1)		+6.4
9 SHAKIRA BLUE	12	35.8m	2:40.72	59.66s (1)	30.36s (2)		-21.6



Sectionals
Powered by



PJ HARNESS ANALYSER
HORSE REPORTS / RAW DATA
All your sectional needs

Version 3.05
Out Now!

Check us out at www.pjdata.com.au




RWWA and provider are not responsible for the completeness or accuracy of any of the information contained herein, and makes no representations about its suitability for any purpose.

Gloucester Park Race 7 Distance 2130m

Friday, 18 June 2021

Gross Time: 2:38.30

MileRate: 1:59.60












LeadTime: 38.90s

First Qtr: 31.50s

Second Qtr: 30.10s

Third Qtr: 29.00s

Fourth Qtr: 28.80s

No Horse	Plc	Margin	Time	800Time (W)	400 Time (W)	Finish Position and metres gained from 800m		
1 FOLLOW THE MUSIC	1	0.0m	2:38.30	57.80s	(0)	28.80s	(0)	 0.0
11 TOMLOUS JAMBO	2	7.7m	2:38.88	57.66s	(0)	28.66s	(0)	 +1.9
12 HOKULANI	3	11.2m	2:39.15	57.53s	(0)	28.53s	(0)	 +3.8
3 BUSHWACKED	4	11.4m	2:39.16	58.17s	(1)	29.47s	(2)	 -5.2
10 NORTHERN GAZE	5	14.9m	2:39.43	58.50s	(0)	29.52s	(0)	 -9.7
4 SEVEN NO TRUMPS	6	18.3m	2:39.68	58.35s	(1)	29.62s	(2)	 -7.7
6 ALTA MONTEL	7	18.6m	2:39.71	57.77s	(0)	28.71s	(0)	 +0.4
8 INFINITE SIGN	8	19.6m	2:39.78	57.99s	(2)	29.77s	(3)	 -2.6
7 SMOKEYS SHADOW	9	34.3m	2:40.89	59.16s	(1)	30.28s	(1)	 -18.9
5 THE WILDCARD	10	36.8m	2:41.08	60.30s	(1)	31.06s	(1)	 -34.8
9 RELIM	11	39.4m	2:41.28	59.04s	(2)	30.69s	(2)	 -17.2



Sectionals
Powered by



PJ HARNESS ANALYSER
HORSE REPORTS / RAW DATA

Version 3.05
Out Now!

All your sectional needs

Check us out at www.pjdata.com.au




RWWA and provider are not responsible for the completeness or accuracy of any of the information contained herein, and makes no representations about its suitability for any purpose.

Gloucester Park Race 8 Distance 2130m

Friday, 18 June 2021

Gross Time: 2:37.30

MileRate: 1:58.90













LeadTime: 37.90s

First Qtr: 30.30s

Second Qtr: 29.60s

Third Qtr: 28.90s

Fourth Qtr: 30.60s

No Horse	Plc	Margin	Time	800Time (W)	400 Time (W)	Finish Position and metres gained from 800m
12 WONDERFUL TO FLY	1	0.0m	2:37.30	59.13s (1)	30.60s (0)	 +5.0
11 BONSTAR	2	3.1m	2:37.55	59.08s (0)	29.97s (1)	 +5.7
5 SEE THE WORLD	3	10.7m	2:38.16	59.30s (0)	30.18s (1)	 +2.7
4 MISS SASSY	4	19.5m	2:38.86	59.66s (0)	30.59s (0)	 -2.1
3 FOLLOW THE ARK	5	25.1m	2:39.31	59.92s (1)	30.14s (2)	 -5.7
10 MOTOR ON LILLY	6	30.1m	2:39.71	61.39s (0)	31.99s (0)	 -25.5
1 EXTRAORDINARY MARY	7	35.2m	2:40.12	62.10s (0)	32.70s (0)	 -35.2
6 IMA SOCIALITE	8	46.7m	2:41.04	62.18s (1)	32.01s (1)	 -36.3
8 HALF KIDDING	9	46.9m	2:41.06	60.82s (1)	31.61s (1)	 -17.9
7 INFAMISS	10	52.6m	2:41.51	61.66s (0)	32.29s (0)	 -29.2
2 BRAMANTE STEPS	11	54.6m	2:41.67	62.41s (1)	32.70s (2)	 -39.4
9 STAR ASPIRATION	12	59.8m	2:42.09	62.13s (1)	32.52s (3)	 -35.6



Sectionals
Powered by



PJ HARNESS ANALYSER
HORSE REPORTS / RAW DATA

Version 3.05
Out Now!

All your sectional needs

Check us out at www.pjdata.com.au




RWWA and provider are not responsible for the completeness or accuracy of any of the information contained herein, and makes no representations about its suitability for any purpose.

Gloucester Park Race 9 Distance 2130m

Friday, 18 June 2021

Gross Time: 2:37.70

MileRate: 1:59.20













LeadTime: 39.40s

First Qtr: 31.40s

Second Qtr: 30.10s

Third Qtr: 28.50s

Fourth Qtr: 28.30s

No Horse	Plc	Margin	Time	800Time (W)	400 Time (W)	Finish Position and metres gained from 800m	
1 AL GUERRERO	1	0.0m	2:37.70	56.80s (0)	28.30s (0)		0.0
10 ALLWOODS ROCKNROL	2	8.3m	2:38.32	57.05s (0)	28.55s (0)		-3.5
8 WILL I ROCKNROLL	3	10.9m	2:38.51	57.36s (1)	28.79s (1)		-7.9
9 QTOWN RIP ROARING	4	12.4m	2:38.62	56.45s (0)	27.99s (0)		+5.0
11 JIMMY MACK	5	13.6m	2:38.71	57.11s (0)	28.64s (1)		-4.4
2 PIERRE WHITBY	6	13.7m	2:38.72	56.60s (1)	27.96s (1)		+2.9
4 BLACK JACK ZAC	7	14.8m	2:38.80	57.04s (1)	28.40s (1)		-3.4
12 BUDD SIDEWINDER	8	15.0m	2:38.82	56.91s (0)	28.48s (0)		-1.6
6 EXTREME PRINCE	9	16.5m	2:38.93	56.41s (0)	27.96s (0)		+5.5
5 WALSH	10	18.5m	2:39.08	57.60s (1)	28.94s (2)		-11.3
3 C C CHEVRON	11	24.1m	2:39.49	57.02s (1)	28.39s (2)		-3.1
7 ONE FOR SASSY	12	31.7m	2:40.06	57.13s (1)	28.62s (1)		-11.3



Sectionals
Powered by



PJ HARNESS ANALYSER
HORSE REPORTS / RAW DATA

Version 3.05
Out Now!

All your sectional needs

Check us out at www.pjdata.com.au




RWWA and provider are not responsible for the completeness or accuracy of any of the information contained herein, and makes no representations about its suitability for any purpose.

Gloucester Park Race 10 Distance 2096m

Friday, 18 June 2021

Gross Time: 2:36.60

MileRate: 2:00.30











LeadTime: 38.00s

First Qtr: 30.40s

Second Qtr: 30.50s

Third Qtr: 28.00s

Fourth Qtr: 29.70s

No Horse	Plc	Margin	Time	800Time (W)	400 Time (W)	Finish Position and metres gained from 800m
1 MAJOR ARTIST	1	0.0m	2:36.60	57.70s (0)	29.70s (0)	 0.0
7 DISCO UNDER FIRE	2	1.8m	2:36.74	57.21s (0)	28.92s (1)	 +6.8
3 CAVEMAN	3	1.8m	2:36.74	57.37s (2)	29.49s (2)	 +4.6
9 LOUIE THE HORSE	4	9.6m	2:37.35	58.22s (1)	30.13s (1)	 -7.2
10 TRIROYALE BRIGADE	5	11.3m	2:37.48	57.25s (0)	28.53s (2)	 +6.3
8 SAMMYS IDEAL	6	12.0m	2:37.53	57.47s (2)	29.45s (3)	 +3.2
2 HIGHVIEW SADLER	7	13.7m	2:37.67	58.35s (0)	30.03s (0)	 -9.1
5 NEARIS GREEN	8	21.7m	2:38.29	58.75s (1)	30.19s (2)	 -12.7
4 MANOFTHEPEOPLE	9	24.6m	2:38.51	58.56s (1)	29.76s (1)	 -12.0
6 OHOKA DAMO	10	26.9m	2:38.69	58.68s (0)	29.93s (0)	 -13.7



Sectionals
Powered by



PJ HARNESS ANALYSER
HORSE REPORTS / RAW DATA

Version 3.05
Out Now!

All your sectional needs

Check us out at www.pjdata.com.au




RWWA and provider are not responsible for the completeness or accuracy of any of the information contained herein, and makes no representations about its suitability for any purpose.