







Gloucester Park Race 1 Distance 2130m

Tuesday, 22 June 2021

Gross Time: 2:41.30 MileRate: 2:01.90 LeadTime: 39.60s First Qtr: 32.90s Second Qtr: 30.80s Third Qtr: 28.40s Fourth Qtr: 29.60s

No Horse	Plc	Margin	Time	800Time (W)	400 Time (W)	Finish Position and metres gained from 800m
2 IDEAL CHARM	1	0.0m	2:41.30	58.00s (0)	29.60s (0)	 0.0
1 TEPELO STAR	2	6.8m	2:41.83	58.16s (0)	29.76s (0)	-2.2 
3 KENNYS REVENGE	3	9.4m	2:42.03	58.53s (1)	30.03s (1)	-7.4 
7 OHOKA DAMO	4	12.1m	2:42.24	58.17s (1)	29.55s (1)	-2.3 
4 IM DECADENT	5	12.5m	2:42.27	58.22s (0)	29.75s (0)	-3.1 
8 BETABEEASY	6	13.6m	2:42.36	57.94s (0)	29.50s (0)	+0.8 



Sectionals
Powered by



PJ HARNESS ANALYSER Version 3.05 Out Now!
HORSE REPORTS / RAW DATA
 All your sectional needs Check us out at www.pjdata.com.au












RWWA and provider are not responsible for the completeness or accuracy of any of the information contained herein, and makes no representations about its suitability for any purpose.

Gloucester Park Race 2 Distance 2130m

Tuesday, 22 June 2021

Gross Time: 2:38.10 MileRate: 1:59.40 LeadTime: 38.50s First Qtr: 31.50s Second Qtr: 30.30s Third Qtr: 29.30s Fourth Qtr: 28.50s

No Horse	Plc	Margin	Time	800Time (W)	400 Time (W)	Finish Position and metres gained from 800m
4 POWERPLAY	1	0.0m	2:38.10	57.80s (0)	28.50s (0)	 0.0
1 OUR BURLING	2	7.7m	2:38.68	58.02s (0)	28.72s (0)	-3.1 
7 DESTINED TO RULE	3	8.1m	2:38.71	57.59s (1)	28.22s (1)	+2.9 
2 APOLLO ROCK	4	9.5m	2:38.81	58.32s (1)	28.96s (1)	-7.3 
3 RAGING ROMEO	5	11.7m	2:38.98	58.01s (0)	28.69s (0)	-2.9 
8 JILLIBY JAKE	6	13.8m	2:39.13	57.53s (0)	28.23s (0)	+3.8 
5 PERLEE GATES	7	14.2m	2:39.16	58.33s (1)	28.95s (1)	-7.4 
6 ROCKINTHEBOX	8	16.2m	2:39.31	58.03s (0)	28.71s (0)	-3.2 



Sectionals
Powered by



PJ HARNESS ANALYSER Version 3.05 Out Now!
HORSE REPORTS / RAW DATA
 All your sectional needs Check us out at www.pjdata.com.au




RWWA and provider are not responsible for the completeness or accuracy of any of the information contained herein, and makes no representations about its suitability for any purpose.

Gloucester Park Race 3 Distance 2130m

Tuesday, 22 June 2021

Gross Time: 2:37.20 MileRate: 1:58.80 LeadTime: 37.80s First Qtr: 30.60s Second Qtr: 30.40s Third Qtr: 28.80s Fourth Qtr: 29.60s

No Horse	Plc	Margin	Time	800Time (W)	400 Time (W)	Finish Position and metres gained from 800m
4 SIDSTREPO	1	0.0m	2:37.20	57.70s (1)	29.57s (2)	+9.6
2 DEEORSE	2	0.5m	2:37.24	57.83s (0)	29.00s (0)	+7.9
1 HARLEY ZEST	3	2.1m	2:37.36	58.25s (0)	29.43s (0)	+2.1
8 MCARDLES GEM	4	4.4m	2:37.54	57.72s (1)	29.53s (2)	+9.4
3 WESTERN ARTERRA	5	4.8m	2:37.57	58.75s (0)	29.95s (0)	-4.8
6 TEVARICH	6	15.7m	2:38.42	59.16s (1)	30.14s (1)	-10.5
7 SUNNY MACH	7	17.6m	2:38.57	59.66s (1)	30.64s (1)	-17.4



Sectionals
Powered by

PJ HARNESS ANALYSER Version 3.05 Out Now!
HORSE REPORTS / RAW DATA
 All your sectional needs Check us out at www.pjdata.com.au



RWWA and provider are not responsible for the completeness or accuracy of any of the information contained herein, and makes no representations about its suitability for any purpose.

Gloucester Park Race 4 Distance 2130m

Tuesday, 22 June 2021

Gross Time: 2:37.20 MileRate: 1:58.80 LeadTime: 37.80s First Qtr: 30.50s Second Qtr: 30.20s Third Qtr: 29.40s Fourth Qtr: 29.30s

No Horse	Plc	Margin	Time	800Time (W)	400 Time (W)	Finish Position and metres gained from 800m
8 SOUTHERN BELLE	1	0.0m	2:37.20	57.78s (0)	28.59s (0)	+12.6
1 BEEJAYS STAR	2	1.6m	2:37.32	58.51s (0)	29.08s (0)	+2.6
3 ALTAS ANGEL	3	3.2m	2:37.45	58.93s (0)	29.53s (0)	-3.2
10 DONTWAITFORME	4	6.5m	2:37.70	58.75s (1)	29.47s (2)	-0.7
6 ADVANCE YOUR DREA	5	7.0m	2:37.74	58.16s (1)	28.86s (2)	+7.4
5 SOHO PARTY GIRL	6	7.5m	2:37.78	57.90s (0)	28.78s (1)	+10.9
12 KIWI JEWEL	7	10.2m	2:37.98	58.71s (1)	29.42s (2)	-0.2
7 FARAWAYEYES	8	10.6m	2:38.01	58.86s (0)	29.46s (1)	-2.2
4 BATAVIA SILVERLINE	9	18.4m	2:38.61	59.95s (1)	30.33s (1)	-17.2
9 MAJOR JADE	10	24.9m	2:39.11	59.23s (2)	30.46s (3)	-2.3
2 LETSDANCETONIGHT	11	114.8m	2:46.02	66.71s (2)	36.07s (1)	-109



Sectionals
Powered by



RWWA and provider are not responsible for the completeness or accuracy of any of the information contained herein, and makes no representations about its suitability for any purpose.

Gloucester Park Race 5 Distance 2130m

Tuesday, 22 June 2021

Gross Time: 2:37.80 MileRate: 1:59.20 LeadTime: 38.30s First Qtr: 30.20s Second Qtr: 29.90s Third Qtr: 29.60s Fourth Qtr: 29.80s

No Horse	Plc	Margin	Time	800Time (W)	400 Time (W)	Finish Position and metres gained from 800m
3 MAKE IT QUICK	1	0.0m	2:37.80	59.03s (0)	29.53s (1)	
11 ASHIMA	2	8.2m	2:38.44	59.31s (0)	29.86s (0)	
1 THE BANDS PLAYING	3	8.4m	2:38.46	60.02s (0)	30.42s (0)	
5 CHOPPING BLOCK	4	12.2m	2:38.75	59.25s (0)	29.67s (0)	
8 SOHO GIGOLO	5	16.3m	2:39.07	59.66s (1)	30.65s (3)	
10 ICANBOLT	6	18.4m	2:39.24	59.03s (0)	29.73s (0)	
4 STRAUNY	7	28.0m	2:39.99	60.85s (1)	29.98s (1)	
6 DYNAMITE BEACH	8	31.3m	2:40.24	61.49s (1)	31.76s (2)	
9 JEDREK	9	35.9m	2:40.60	60.68s (0)	31.26s (1)	
7 BLEU	10	47.0m	2:41.47	61.59s (1)	31.01s (2)	



Sectionals
Powered by

PJ HARNESS ANALYSER

HORSE REPORTS / RAW DATA

All your sectional needs

Check us out at www.pjdata.com.au









Version 3.05
Out Now!

RWWA and provider are not responsible for the completeness or accuracy of any of the information contained herein, and makes no representations about its suitability for any purpose.

Gloucester Park Race 6 Distance 2536m

Tuesday, 22 June 2021

Gross Time: 3:10.10 MileRate: 2:00.70 LeadTime: 70.40s First Qtr: 31.70s Second Qtr: 29.50s Third Qtr: 29.20s Fourth Qtr: 29.30s

No Horse	Plc	Margin	Time	800Time (W)	400 Time (W)	Finish Position and metres gained from 800m
2 REGAL CHEVAL	1	0.0m	3:10.10	58.50s (0)	29.30s (0)	 0.0
7 PIERRE WHITBY	2	0.5m	3:10.14	57.68s (1)	28.46s (1)	 +11.3
1 ACE BROMAC	3	1.5m	3:10.22	58.30s (0)	29.09s (0)	 +2.7
8 MISTER ARDEE	4	3.2m	3:10.35	58.21s (1)	28.98s (1)	 +4.0
3 TWENTYNINE TWELVE	5	12.9m	3:11.09	58.81s (0)	29.57s (0)	 -4.3
4 C C CHEVRON	6	12.9m	3:11.09	58.51s (0)	29.26s (0)	 -0.1
5 CAVALRY CALL	7	14.0m	3:11.18	58.22s (0)	29.05s (1)	 +3.8
6 DISCO UNDER FIRE	8	14.3m	3:11.20	59.34s (1)	30.12s (1)	 -11.5



Sectionals
Powered by









PJ HARNESS ANALYSER Version 3.05 Out Now!
HORSE REPORTS / RAW DATA
 All your sectional needs Check us out at www.pjdata.com.au

RWWA and provider are not responsible for the completeness or accuracy of any of the information contained herein, and makes no representations about its suitability for any purpose.

Gloucester Park Race 7 Distance 2503m

Tuesday, 22 June 2021

Gross Time: 3:17.90 MileRate: 2:06.80 LeadTime: 74.70s First Qtr: 31.50s Second Qtr: 30.70s Third Qtr: 30.50s Fourth Qtr: 30.50s

No Horse	Plc	Margin	Time	800Time (W)	400 Time (W)	Finish Position and metres gained from 800m	
1 LUVAF LAIR	1	0.0m	3:17.90	61.00s (0)	30.50s (0)		0.0
5 NO REPUBLIC	2	17.5m	3:19.30	62.11s (1)	31.51s (1)		-14.7
3 KELL ROAD KID	3	19.4m	3:19.45	62.14s (0)	31.46s (0)		-15.0
8 MORTICIAN	4	26.3m	3:20.00	61.87s (1)	31.39s (1)		-11.5
2 HEDGE YOUR BET	5	30.2m	3:20.31	62.59s (0)	32.14s (1)		-21.0
6 ONE BID BUYS	6	31.7m	3:20.43	61.93s (1)	31.55s (2)		-12.3
4 ALL FLAIR	7	35.0m	3:20.69	62.46s (0)	31.82s (0)		-19.2
7 ON FAST FORWARD	8	90.2m	3:25.10	67.05s (1)	34.46s (0)		-79.8



Sectionals
Powered by



PJ HARNESS ANALYSER

HORSE REPORTS / RAW DATA

Version 3.05
Out Now!

All your sectional needs

Check us out at www.pjdata.com.au



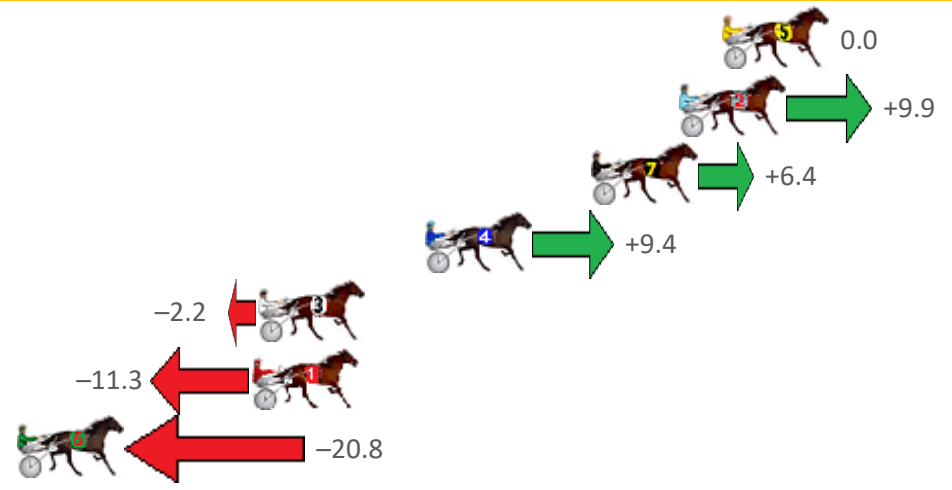

RWWA and provider are not responsible for the completeness or accuracy of any of the information contained herein, and makes no representations about its suitability for any purpose.

Gloucester Park Race 8 Distance 2130m

Tuesday, 22 June 2021

Gross Time: 2:41.30 MileRate: 2:01.80 LeadTime: 39.70s First Qtr: 30.80s Second Qtr: 30.70s Third Qtr: 29.70s Fourth Qtr: 30.40s

No Horse	Plc	Margin	Time	800Time (W)	400 Time (W)	Finish Position and metres gained from 800m
5 MAKAILA	1	0.0m	2:41.30	60.10s (0)	30.40s (0)	0.0
2 RONA MAY	2	1.7m	2:41.44	59.36s (0)	30.12s (1)	+9.9
7 GYPSY DRAGON	3	5.2m	2:41.71	59.62s (1)	30.75s (1)	+6.4
4 IDEAL IVANA	4	11.8m	2:42.24	59.40s (0)	29.70s (0)	+9.4
3 BATHURST FALCON	5	18.4m	2:42.76	60.26s (0)	30.94s (1)	-2.2
1 GLADYS GUGMAN	6	18.7m	2:42.79	60.94s (0)	31.41s (0)	-11.3
6 PAROQUET	7	37.4m	2:44.28	61.65s (1)	32.58s (2)	-20.8



Sectionals
Powered by

PJ HARNESS ANALYSER
HORSE REPORTS / RAW DATA

Version 3.05
Out Now!

All your sectional needs

Check us out at www.pjdata.com.au



RWWA and provider are not responsible for the completeness or accuracy of any of the information contained herein, and makes no representations about its suitability for any purpose.