

# Gloucester Park Race 1 Distance 2130m

Tuesday, 29 June 2021

Gross Time: 2:36.60

MileRate: 1:58.30









LeadTime: 38.30s

First Qtr: 30.80s

Second Qtr: 28.70s

Third Qtr: 28.60s

Fourth Qtr: 30.20s

| No Horse          | Plc | Margin | Time    | 800Time (W) | 400 Time (W) | Finish Position and metres gained from 800m                                         |       |
|-------------------|-----|--------|---------|-------------|--------------|-------------------------------------------------------------------------------------|-------|
| 6 BROADBEACH      | 1   | 0.0m   | 2:36.60 | 58.80s (1)  | 30.20s (1)   |  | 0.0   |
| 1 SOHO PARTY GIRL | 2   | 0.1m   | 2:36.61 | 58.76s (0)  | 30.18s (0)   |  | +0.5  |
| 7 DYNAMITE BEACH  | 3   | 0.5m   | 2:36.64 | 58.16s (0)  | 29.61s (1)   |  | +8.7  |
| 5 SIDSTREPO       | 4   | 1.7m   | 2:36.73 | 57.89s (2)  | 30.01s (1)   |  | +12.5 |
| 8 RIVERINA FLASH  | 5   | 4.4m   | 2:36.95 | 58.10s (0)  | 29.52s (1)   |  | +9.6  |
| 2 CRACKA TINNY    | 6   | 4.6m   | 2:36.96 | 58.79s (0)  | 30.18s (0)   |  | +0.2  |
| 4 STORMYSKYES     | 7   | 10.1m  | 2:37.40 | 58.54s (1)  | 29.82s (2)   |  | +3.5  |
| 3 CHOPPING BLOCK  | 8   | 43.6m  | 2:40.05 | 61.33s (1)  | 31.99s (1)   |  | -34.6 |



Sectionals  
Powered by



**PJ HARNESS ANALYSER**  
HORSE REPORTS / RAW DATA

Version 3.05  
Out Now!

All your sectional needs

Check us out at [www.pjdata.com.au](http://www.pjdata.com.au)




RWWA and provider are not responsible for the completeness or accuracy of any of the information contained herein, and makes no representations about its suitability for any purpose.

# Gloucester Park Race 2 Distance 2130m

Tuesday, 29 June 2021

Gross Time: 2:36.60

MileRate: 1:58.30









LeadTime: 38.70s

First Qtr: 30.70s

Second Qtr: 30.10s

Third Qtr: 28.70s

Fourth Qtr: 28.40s

| No Horse               | Plc | Margin | Time    | 800Time (W) | 400 Time (W) | Finish Position and metres gained from 800m                                               |
|------------------------|-----|--------|---------|-------------|--------------|-------------------------------------------------------------------------------------------|
| 2 IMA ROCKABILLY REBEL | 1   | 0.0m   | 2:36.60 | 57.10s (0)  | 28.40s (0)   |  0.0   |
| 1 THE BANDS PLAYING    | 2   | 7.8m   | 2:37.18 | 57.34s (0)  | 28.60s (0)   |  -3.4  |
| 5 APOLOGIZE            | 3   | 10.4m  | 2:37.38 | 57.54s (1)  | 28.68s (2)   |  -6.2  |
| 3 ASHIMA               | 4   | 12.9m  | 2:37.56 | 57.41s (0)  | 28.52s (0)   |  -4.3  |
| 8 STRIKE MASTER        | 5   | 14.3m  | 2:37.67 | 58.11s (1)  | 29.11s (1)   |  -14.3 |
| 7 PONTEVIVO            | 6   | 17.5m  | 2:37.91 | 57.43s (0)  | 28.45s (0)   |  -4.7  |
| 6 MARY JOE             | 7   | 18.1m  | 2:37.95 | 57.39s (1)  | 28.48s (1)   |  -4.1  |
| 4 BELLS FOOL           | 8   | 20.2m  | 2:38.11 | 57.89s (1)  | 28.99s (1)   |  -11.2 |



Sectionals  
Powered by



**PJ HARNESS ANALYSER**  
HORSE REPORTS / RAW DATA

Version 3.05  
Out Now!

All your sectional needs

Check us out at [www.pjdata.com.au](http://www.pjdata.com.au)




RWWA and provider are not responsible for the completeness or accuracy of any of the information contained herein, and makes no representations about its suitability for any purpose.

# Gloucester Park Race 3 Distance 1730m

Tuesday, 29 June 2021

Gross Time: 2:03.60

MileRate: 1:55.00












LeadTime: 8.30s

First Qtr: 28.40s

Second Qtr: 30.10s

Third Qtr: 28.00s

Fourth Qtr: 28.80s

| No Horse             | Plc | Margin | Time    | 800Time (W) | 400 Time (W) | Finish Position and metres gained from 800m                                         |       |
|----------------------|-----|--------|---------|-------------|--------------|-------------------------------------------------------------------------------------|-------|
| 1 CHANCE ECLIPSE     | 1   | 0.0m   | 2:03.60 | 56.80s (0)  | 28.80s (0)   |  | 0.0   |
| 7 PER ARDUA AD ASTRA | 2   | 2.3m   | 2:03.77 | 56.62s (0)  | 28.66s (0)   |  | +2.5  |
| 9 CACHINNATION       | 3   | 6.6m   | 2:04.10 | 57.11s (1)  | 29.16s (1)   |  | -4.4  |
| 12 MISTER RIDGEWELL  | 4   | 16.9m  | 2:04.88 | 57.05s (2)  | 29.55s (2)   |  | -3.5  |
| 6 STAR OF WILLOUGHBY | 5   | 17.1m  | 2:04.89 | 56.76s (2)  | 29.25s (2)   |  | +0.5  |
| 4 ADDA SOMETHING     | 6   | 19.0m  | 2:05.04 | 57.66s (1)  | 29.67s (1)   |  | -12.2 |
| 8 BEACH START        | 7   | 21.4m  | 2:05.22 | 56.72s (1)  | 29.19s (2)   |  | +1.2  |
| 3 ALLWOOD WIZARD     | 8   | 23.7m  | 2:05.39 | 57.67s (1)  | 29.42s (1)   |  | -12.3 |
| 5 GHOSTWRITER        | 9   | 26.9m  | 2:05.63 | 57.43s (0)  | 29.31s (1)   |  | -8.9  |
| 11 HILLVIEW BONDI    | 10  | 27.5m  | 2:05.68 | 57.78s (0)  | 29.64s (0)   |  | -13.9 |
| 10 CLOUDY REACTOR    | 11  | 31.6m  | 2:05.99 | 58.38s (0)  | 30.26s (0)   |  | -22.4 |



Sectionals  
Powered by



**PJ HARNESS ANALYSER**  
HORSE REPORTS / RAW DATA

Version 3.05  
Out Now!

All your sectional needs

Check us out at [www.pjdata.com.au](http://www.pjdata.com.au)




RWWA and provider are not responsible for the completeness or accuracy of any of the information contained herein, and makes no representations about its suitability for any purpose.

# Gloucester Park Race 4 Distance 2536m

Tuesday, 29 June 2021

Gross Time: 3:10.50

MileRate: 2:00.90












LeadTime: 69.80s

First Qtr: 30.50s

Second Qtr: 30.40s

Third Qtr: 29.40s

Fourth Qtr: 30.40s

| No Horse          | Plc | Margin | Time    | 800Time (W) | 400 Time (W) | Finish Position and metres gained from 800m                                         |       |
|-------------------|-----|--------|---------|-------------|--------------|-------------------------------------------------------------------------------------|-------|
| 6 RENAISSANCE ART | 1   | 0.0m   | 3:10.50 | 59.80s (1)  | 30.40s (0)   |  | 0.0   |
| 2 JILLIBY JAKE    | 2   | 6.2m   | 3:10.99 | 59.50s (1)  | 30.05s (1)   |  | +4.0  |
| 9 DELIGHTFULL     | 3   | 12.2m  | 3:11.47 | 60.28s (1)  | 31.13s (1)   |  | -6.4  |
| 1 RAGING ROMEO    | 4   | 12.6m  | 3:11.50 | 60.69s (0)  | 30.99s (0)   |  | -12.0 |
| 11 ROCKINTHEBOX   | 5   | 15.0m  | 3:11.69 | 59.83s (1)  | 30.78s (2)   |  | -0.4  |
| 5 BETABEEASY      | 6   | 15.9m  | 3:11.77 | 59.57s (1)  | 30.45s (2)   |  | +3.1  |
| 7 SONO ABRUZZESE  | 7   | 17.8m  | 3:11.92 | 59.41s (0)  | 30.14s (2)   |  | +5.2  |
| 4 IM DECADENT     | 8   | 21.0m  | 3:12.17 | 60.31s (0)  | 30.43s (0)   |  | -6.8  |
| 3 OHOKA DAMO      | 9   | 23.9m  | 3:12.40 | 60.86s (0)  | 30.86s (1)   |   | -14.3 |
| 8 TEPELO STAR     | 10  | 26.7m  | 3:12.62 | 60.40s (0)  | 30.50s (0)   |   | -15.1 |
| 10 KENNYS REVENGE | 11  | 27.7m  | 3:12.70 | 61.46s (0)  | 31.60s (0)   |  | -22.3 |



Sectionals  
Powered by



**PJ HARNESS ANALYSER**  
HORSE REPORTS / RAW DATA

Version 3.05  
Out Now!

All your sectional needs

Check us out at [www.pjdata.com.au](http://www.pjdata.com.au)




RWWA and provider are not responsible for the completeness or accuracy of any of the information contained herein, and makes no representations about its suitability for any purpose.

# Gloucester Park Race 5 Distance 2536m

Tuesday, 29 June 2021

Gross Time: 3:08.80

MileRate: 1:59.80












LeadTime: 68.60s

First Qtr: 32.30s

Second Qtr: 29.90s

Third Qtr: 28.90s

Fourth Qtr: 29.10s

| No Horse            | Plc | Margin | Time    | 800Time (W) | 400 Time (W) | Finish Position and metres gained from 800m                                         |       |
|---------------------|-----|--------|---------|-------------|--------------|-------------------------------------------------------------------------------------|-------|
| 6 HARLEY ZEST       | 1   | 0.0m   | 3:08.80 | 57.45s (1)  | 29.00s (1)   |  | +7.6  |
| 10 DEEORSE          | 2   | 0.5m   | 3:08.84 | 56.84s (1)  | 28.60s (3)   |  | +16.1 |
| 11 DESTINED TO RULE | 3   | 1.6m   | 3:08.92 | 57.25s (1)  | 28.75s (2)   |  | +10.4 |
| 4 TRULEYLUCKY       | 4   | 6.7m   | 3:09.31 | 57.81s (0)  | 28.85s (0)   |  | +2.7  |
| 5 PERLEE GATES      | 5   | 7.7m   | 3:09.39 | 57.56s (0)  | 28.67s (1)   |  | +6.1  |
| 7 MCARDLES GEM      | 6   | 10.0m  | 3:09.56 | 56.59s (1)  | 28.51s (0)   |  | +19.6 |
| 8 ROCKY THE OUTLAW  | 7   | 14.2m  | 3:09.88 | 57.19s (1)  | 28.61s (2)   |  | +11.2 |
| 2 ILLAWONG MUSTANG  | 8   | 15.7m  | 3:10.00 | 59.13s (0)  | 30.24s (0)   |  | -15.7 |
| 12 OUR BURLING      | 9   | 17.6m  | 3:10.14 | 57.77s (1)  | 29.23s (2)   |  | +3.2  |
| 1 TEVARICH          | 10  | 30.4m  | 3:11.12 | 59.83s (0)  | 30.87s (0)   |  | -25.4 |
| 9 TAHI              | 11  | 94.2m  | 3:15.99 | 64.55s (1)  | 35.26s (1)   |  | -90.8 |



Sectionals  
Powered by



**PJ HARNESS ANALYSER**  
HORSE REPORTS / RAW DATA

Version 3.05  
Out Now!

All your sectional needs

Check us out at [www.pjdata.com.au](http://www.pjdata.com.au)




RWWA and provider are not responsible for the completeness or accuracy of any of the information contained herein, and makes no representations about its suitability for any purpose.

# Gloucester Park Race 6 Distance 2096m

Tuesday, 29 June 2021

Gross Time: 2:42.00

MileRate: 2:04.40











LeadTime: 42.00s

First Qtr: 31.50s

Second Qtr: 30.60s

Third Qtr: 28.50s

Fourth Qtr: 29.40s

| No Horse             | Plc | Margin | Time    | 800Time (W) | 400 Time (W) | Finish Position and metres gained from 800m                                         |       |
|----------------------|-----|--------|---------|-------------|--------------|-------------------------------------------------------------------------------------|-------|
| 4 TRICKY RIC         | 1   | 0.0m   | 2:42.00 | 57.90s (0)  | 29.40s (0)   |  | 0.0   |
| 3 GOODTIME PE RABBIT | 2   | 20.4m  | 2:43.57 | 59.04s (1)  | 30.01s (1)   |  | -15.8 |
| 2 HEDGE YOUR BET     | 3   | 25.2m  | 2:43.94 | 59.34s (0)  | 30.34s (0)   |  | -20.0 |
| 1 KELL ROAD KID      | 4   | 43.6m  | 2:45.36 | 60.32s (0)  | 30.96s (0)   |  | -34   |
| 10 LIGHTNING CALDER  | 5   | 45.3m  | 2:45.49 | 60.43s (1)  | 30.87s (1)   |  | -36   |
| 7 MALABAR SPUR       | 6   | 46.4m  | 2:45.58 | 59.89s (0)  | 30.36s (0)   |  | -27.6 |
| 5 CREDIT TO CHRIS    | 7   | 48.5m  | 2:45.74 | 60.34s (0)  | 30.91s (0)   |  | -33.9 |
| 8 MORTICIAN          | 8   | 56.2m  | 2:46.33 | 60.53s (1)  | 30.79s (1)   |  | -36.6 |
| 9 DARK SECRET        | 9   | 97.0m  | 2:49.48 | 63.82s (1)  | 33.48s (0)   |  | -82.2 |
| 6 ONE BID BUYS       | 10  | 127.1m | 2:51.80 | 61.29s (0)  | 30.65s (0)   |  | -47.1 |



Sectionals  
Powered by



**PJ HARNESS ANALYSER**  
HORSE REPORTS / RAW DATA

Version 3.05  
Out Now!

All your sectional needs

Check us out at [www.pjdata.com.au](http://www.pjdata.com.au)




RWWA and provider are not responsible for the completeness or accuracy of any of the information contained herein, and makes no representations about its suitability for any purpose.



# Gloucester Park Race 7 Distance 2130m

Tuesday, 29 June 2021

Gross Time: 2:36.50

MileRate: 1:58.20









LeadTime: 38.80s

First Qtr: 31.70s

Second Qtr: 28.50s

Third Qtr: 29.30s

Fourth Qtr: 28.20s

| No Horse            | Plc | Margin | Time    | 800Time (W) | 400 Time (W) | Finish Position and metres gained from 800m                                         |       |
|---------------------|-----|--------|---------|-------------|--------------|-------------------------------------------------------------------------------------|-------|
| 7 BETTOR GET IT ON  | 1   | 0.0m   | 2:36.50 | 57.36s (1)  | 28.09s (1)   |  | +2.0  |
| 1 DONTWAITFORME     | 2   | 1.3m   | 2:36.60 | 57.59s (0)  | 28.29s (0)   |  | -1.3  |
| 2 ROMA ROSA         | 3   | 5.0m   | 2:36.87 | 57.54s (0)  | 28.23s (0)   |  | -0.6  |
| 6 ADVANCE YOUR DREA | 4   | 6.2m   | 2:36.96 | 57.47s (1)  | 28.20s (1)   |  | +0.4  |
| 8 MAJOR JADE        | 5   | 7.0m   | 2:37.02 | 57.09s (0)  | 27.67s (0)   |  | +5.8  |
| 4 SOUTHERN BELLE    | 6   | 9.4m   | 2:37.20 | 57.39s (1)  | 28.10s (1)   |  | +1.6  |
| 3 BEEJAYS STAR      | 7   | 10.6m  | 2:37.29 | 57.66s (0)  | 28.27s (0)   |  | -2.2  |
| 5 MISS VUNG TAU     | 8   | 61.4m  | 2:41.05 | 60.49s (0)  | 30.36s (0)   |  | -41.8 |



Sectionals  
Powered by



**PJ HARNESS ANALYSER**  
HORSE REPORTS / RAW DATA

Version 3.05  
Out Now!

All your sectional needs

Check us out at [www.pjdata.com.au](http://www.pjdata.com.au)




RWWA and provider are not responsible for the completeness or accuracy of any of the information contained herein, and makes no representations about its suitability for any purpose.

# Gloucester Park Race 8 Distance 2130m

Tuesday, 29 June 2021

Gross Time: 2:40.30

MileRate: 2:01.10







LeadTime: 38.50s

First Qtr: 32.00s

Second Qtr: 31.10s

Third Qtr: 28.90s

Fourth Qtr: 29.80s

| No Horse         | Plc | Margin | Time    | 800Time (W) | 400 Time (W) | Finish Position and metres gained from 800m |     |                                                                                           |
|------------------|-----|--------|---------|-------------|--------------|---------------------------------------------|-----|-------------------------------------------------------------------------------------------|
| 2 MISS SASSY     | 1   | 0.0m   | 2:40.30 | 58.70s      | (0)          | 29.80s                                      | (0) |  0.0   |
| 1 SHEZA MIKIMOTO | 2   | 2.1m   | 2:40.46 | 58.49s      | (0)          | 29.72s                                      | (1) |  +2.9  |
| 5 FOLLOW THE ARK | 3   | 2.4m   | 2:40.49 | 57.58s      | (0)          | 29.43s                                      | (0) |  +15.4 |
| 3 BONSTAR        | 4   | 2.7m   | 2:40.51 | 58.21s      | (0)          | 29.64s                                      | (2) |  +6.7  |
| 4 CUTTING ROSES  | 5   | 11.6m  | 2:41.21 | 58.55s      | (0)          | 29.93s                                      | (1) |  +2.0  |
| 6 HOPE           | 6   | 17.3m  | 2:41.65 | 58.34s      | (0)          | 30.16s                                      | (0) |  +4.9  |



Sectionals  
Powered by



Version 3.05  
Out Now!

HORSE REPORTS / RAW DATA

All your sectional needs

Check us out at [www.pjdata.com.au](http://www.pjdata.com.au)




RWWA and provider are not responsible for the completeness or accuracy of any of the information contained herein, and makes no representations about its suitability for any purpose.