

Gloucester Park Race 1 Distance 2130m

Friday, 2 July 2021

Gross Time: 2:36.60

MileRate: 1:58.30









LeadTime: 39.50s

First Qtr: 31.70s

Second Qtr: 29.10s

Third Qtr: 27.80s

Fourth Qtr: 28.50s

No Horse	Plc	Margin	Time	800Time (W)	400 Time (W)	Finish Position and metres gained from 800m	
7 GAMBIT	1	0.0m	2:36.60	56.26s (1)	28.40s (1)		+0.6
1 POCKET THE CASH	2	1.1m	2:36.68	56.38s (0)	28.58s (0)		-1.1
2 SHANWAY	3	4.4m	2:36.93	56.23s (0)	28.44s (0)		+1.0
4 BETTOR BE OSCAR	4	9.9m	2:37.34	56.31s (0)	28.44s (1)		-0.1
5 BURNING RUBBER	5	14.0m	2:37.65	56.27s (0)	28.47s (0)		+0.4
8 PLUTONIUM	6	14.6m	2:37.69	56.37s (1)	28.41s (1)		-1.0
3 HENWOOD BAY	7	16.6m	2:37.84	57.13s (1)	29.24s (1)		-11.8
6 SECRET OPERATION	8	28.8m	2:38.76	57.67s (1)	29.75s (2)		-19.6



Sectionals
Powered by



PJ HARNESS ANALYSER
HORSE REPORTS / RAW DATA

Version 3.05
Out Now!

All your sectional needs

Check us out at www.pjdata.com.au




RWWA and provider are not responsible for the completeness or accuracy of any of the information contained herein, and makes no representations about its suitability for any purpose.

Gloucester Park Race 2 Distance 2130m

Friday, 2 July 2021

Gross Time: 2:37.30

MileRate: 1:58.80









LeadTime: 38.00s

First Qtr: 32.60s

Second Qtr: 29.80s

Third Qtr: 28.60s

Fourth Qtr: 28.30s

No Horse	Plc	Margin	Time	800Time (W)	400 Time (W)	Finish Position and metres gained from 800m	
1 MINI MINE YET	1	0.0m	2:37.30	56.59s (0)	27.99s (0)		+4.4
3 REBEL WITH A GRIN	2	1.7m	2:37.43	57.02s (0)	28.42s (0)		-1.7
8 PIERRE WHITBY	3	2.1m	2:37.46	56.48s (1)	28.24s (1)		+5.9
4 BLOCKJORG	4	5.6m	2:37.72	55.99s (1)	27.82s (1)		+12.8
2 DISCO UNDER FIRE	5	5.9m	2:37.74	56.38s (0)	27.77s (0)		+7.3
9 BUDD SIDEWINDER	6	7.0m	2:37.82	56.52s (1)	28.23s (1)		+5.4
10 BAYLAN JETT	7	10.0m	2:38.04	56.97s (0)	28.36s (0)		-1.0
6 JESSE ALLWOOD	8	10.8m	2:38.10	56.43s (0)	27.85s (1)		+6.6



Sectionals
Powered by



PJ HARNESS ANALYSER
HORSE REPORTS / RAW DATA

Version 3.05
Out Now!

All your sectional needs

Check us out at www.pjdata.com.au




RWWA and provider are not responsible for the completeness or accuracy of any of the information contained herein, and makes no representations about its suitability for any purpose.

Gloucester Park Race 3 Distance 2130m

Friday, 2 July 2021

Gross Time: 2:35.30

MileRate: 1:57.30

LeadTime: 36.40s

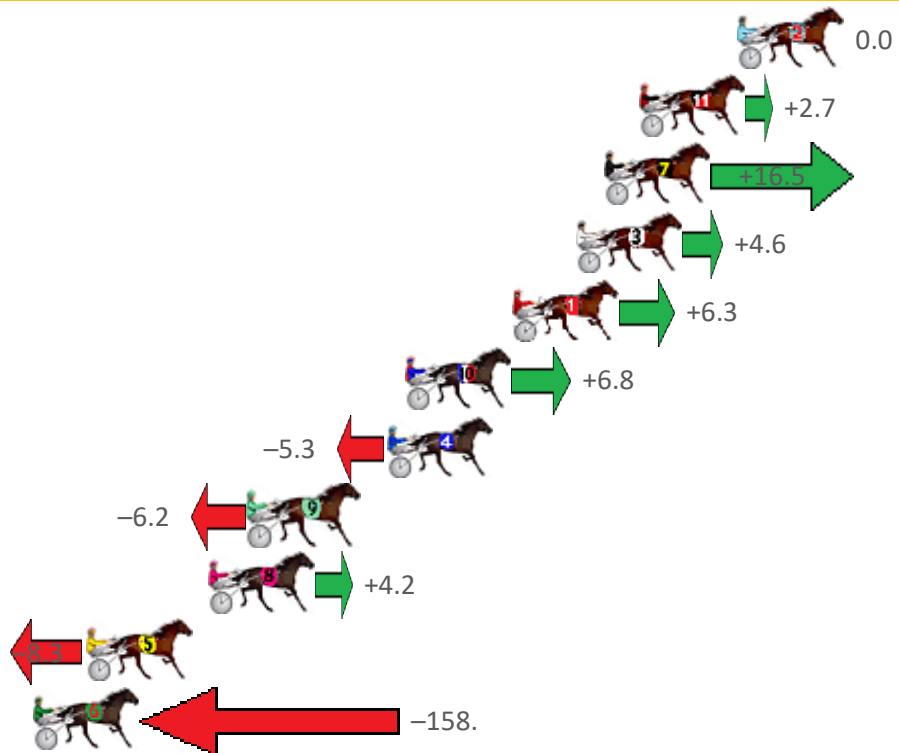
First Qtr: 31.10s

Second Qtr: 30.40s

Third Qtr: 29.20s

Fourth Qtr: 28.20s

No Horse	Plc	Margin	Time	800Time (W)	400 Time (W)	Finish Position and metres gained from 800m	
2 AL GUERRERO	1	0.0m	2:35.30	57.40s	(0)	28.20s	(0)
11 BETTOR COPAGOODON	2	3.9m	2:35.59	57.21s	(0)	28.15s	(0)
7 BLUE BLAZER	3	5.3m	2:35.69	56.22s	(1)	27.25s	(2)
3 VALBONNE	4	6.4m	2:35.77	57.07s	(0)	28.02s	(0)
1 ROCKNROLL WHITBY	5	8.9m	2:35.96	56.95s	(0)	27.90s	(0)
10 POWERPLAY	6	13.2m	2:36.28	56.91s	(0)	27.85s	(0)
4 THE KRAKEN	7	13.9m	2:36.33	57.78s	(1)	28.54s	(2)
9 BRACKEN SKY	8	19.4m	2:36.74	57.84s	(1)	28.66s	(1)
8 WILL I ROCKNROLL	9	21.0m	2:36.86	57.10s	(0)	28.63s	(2)
5 SPACE JUNK	10	25.9m	2:37.22	57.99s	(1)	28.82s	(1)
6 OUR VIRTUOSO	11	162.8m	2:47.36	68.70s	(1)	39.08s	(1)



Sectionals
Powered by

PJ HARNESS ANALYSER
HORSE REPORTS / RAW DATA

Version 3.05
Out Now!

All your sectional needs

Check us out at www.pjdata.com.au

RWWA and provider are not responsible for the completeness or accuracy of any of the information contained herein, and makes no representations about its suitability for any purpose.

Gloucester Park Race 4 Distance 1730m

Friday, 2 July 2021

Gross Time: 2:02.00

MileRate: 1:53.50








LeadTime: 8.10s

First Qtr: 28.70s

Second Qtr: 29.30s

Third Qtr: 27.90s

Fourth Qtr: 28.00s

No Horse	Plc	Margin	Time	800Time (W)	400 Time (W)	Finish Position and metres gained from 800m
3 PATRONUS STAR	1	0.0m	2:02.00	55.90s (0)	28.00s (0)	 0.0
6 MAJOR TIMES	2	0.4m	2:02.03	55.71s (1)	27.81s (1)	 +2.8
7 VAMPIRO	3	8.2m	2:02.60	55.48s (0)	27.55s (1)	 +6.0
1 ARGYLE RED	4	10.6m	2:02.78	56.30s (0)	28.35s (0)	-5.8 
2 CHIAROSCURO	5	11.9m	2:02.88	56.18s (1)	28.17s (1)	-4.1 
4 PERFECT MAJOR	6	12.8m	2:02.94	55.93s (1)	28.01s (2)	-0.4 
5 WHOZIDEAWASTHIS	7	15.1m	2:03.11	56.28s (0)	28.31s (0)	-5.5 



Sectionals
Powered by



PJ HARNESS ANALYSER
HORSE REPORTS / RAW DATA

Version 3.05
Out Now!

All your sectional needs

Check us out at www.pjdata.com.au




RWWA and provider are not responsible for the completeness or accuracy of any of the information contained herein, and makes no representations about its suitability for any purpose.

Gloucester Park Race 5 Distance 2130m

Friday, 2 July 2021

Gross Time: 2:35.80

MileRate: 1:57.70











LeadTime: 36.20s

First Qtr: 31.50s

Second Qtr: 30.90s

Third Qtr: 28.50s

Fourth Qtr: 28.70s

No Horse	Plc	Margin	Time	800Time (W)	400 Time (W)	Finish Position and metres gained from 800m	
5 WONDERFUL TO FLY	1	0.0m	2:35.80	57.20s (0)	28.70s (0)		0.0
11 DONTBESILLYCHILLI	2	28.0m	2:37.91	58.62s (1)	29.83s (1)		-20.0
6 TAKING THE MIKI	3	28.7m	2:37.96	59.00s (1)	30.18s (1)		-25.3
2 DANCE STEPS	4	35.0m	2:38.44	58.08s (0)	29.54s (0)		-12.4
1 MAKE YOUR MARK	5	35.8m	2:38.50	58.98s (0)	30.47s (0)		-25.0
8 SEE THE WORLD	6	38.3m	2:38.69	57.99s (1)	29.91s (1)		-11.1
3 CHAMPAGNE EVERYON	7	40.3m	2:38.84	59.72s (0)	31.15s (0)		-35.5
9 FOLLOW THE ARK	8	40.3m	2:38.84	59.17s (1)	30.39s (1)		-27.7
10 SHEZA MIKIMOTO	9	42.2m	2:38.98	59.11s (0)	30.47s (0)		-26.8
4 MOTOR ON LILLY	10	70.2m	2:41.09	59.86s (0)	30.50s (0)		-37.4



Sectionals
Powered by



PJ HARNESS ANALYSER
HORSE REPORTS / RAW DATA

Version 3.05
Out Now!

All your sectional needs

Check us out at www.pjdata.com.au




RWWA and provider are not responsible for the completeness or accuracy of any of the information contained herein, and makes no representations about its suitability for any purpose.

Gloucester Park Race 6 Distance 2130m

Friday, 2 July 2021

Gross Time: 2:36.70

MileRate: 1:58.40











LeadTime: 37.90s

First Qtr: 31.40s

Second Qtr: 29.80s

Third Qtr: 28.20s

Fourth Qtr: 29.40s

No Horse	Plc	Margin	Time	800Time (W)	400 Time (W)	Finish Position and metres gained from 800m	
4 THEREUGO	1	0.0m	2:36.70	57.56s (0)	29.40s (0)		+0.6
2 JIMMY MACK	2	1.2m	2:36.79	57.69s (1)	29.43s (1)		-1.2
5 TIFFANY ROSE	3	1.5m	2:36.82	57.39s (1)	29.26s (2)		+2.9
8 DEEORSE	4	3.1m	2:36.94	57.18s (1)	28.90s (1)		+5.9
3 BLACK JACK ZAC	5	4.5m	2:37.05	56.91s (0)	28.40s (1)		+9.7
1 DREDLOCK ROCKSTAR	6	7.3m	2:37.26	57.75s (0)	29.51s (0)		-2.1
10 ALLWOODS ROCKNROL	7	9.1m	2:37.40	57.55s (0)	29.13s (0)		+0.7
7 LA SULEIMAN	8	11.9m	2:37.62	56.85s (0)	28.38s (0)		+10.5
9 MACHS GOLD	9	21.0m	2:38.32	58.14s (1)	29.90s (1)		-7.6
6 C C CHEVRON	10	23.3m	2:38.50	57.97s (0)	29.66s (2)		-5.1



Sectionals
Powered by



PJ HARNESS ANALYSER
HORSE REPORTS / RAW DATA

Version 3.05
Out Now!

All your sectional needs

Check us out at www.pjdata.com.au




RWWA and provider are not responsible for the completeness or accuracy of any of the information contained herein, and makes no representations about its suitability for any purpose.

Gloucester Park Race 7 Distance 2503m

Friday, 2 July 2021

Gross Time: 3:07.70

MileRate: 1:59.30











LeadTime: 68.90s

First Qtr: 31.10s

Second Qtr: 29.50s

Third Qtr: 29.00s

Fourth Qtr: 29.20s

No Horse	Plc	Margin	Time	800Time (W)	400 Time (W)	Finish Position and metres gained from 800m	
10 MINSTREL	1	0.0m	3:07.70	57.97s (1)	29.20s (1)		+3.2
5 BETTOR PACK IT	2	8.6m	3:08.36	57.81s (0)	28.95s (1)		+5.4
1 PERLEE GATES	3	12.3m	3:08.64	58.77s (0)	29.61s (0)		-7.9
3 HIT THE SKY	4	14.0m	3:08.77	57.19s (0)	28.34s (0)		+14.0
8 THE BLACK CARDINAL	5	18.3m	3:09.10	58.18s (0)	29.31s (1)		+0.3
7 TRIROYALE BRIGADE	6	19.7m	3:09.21	59.03s (1)	30.11s (1)		-11.5
4 MAJOR ARTIST	7	21.8m	3:09.37	59.78s (0)	30.64s (0)		-21.3
9 BAD ROUND	8	22.1m	3:09.39	58.08s (0)	29.16s (1)		+1.7
2 MANOFTHEPEOPLE	9	53.8m	3:11.82	60.93s (1)	31.41s (2)		-37.8
6 FLYING MISTER IDEAL	10	92.1m	3:14.75	64.18s (0)	34.48s (0)		-82.7



Sectionals
Powered by



PJ HARNESS ANALYSER
HORSE REPORTS / RAW DATA

Version 3.05
Out Now!

All your sectional needs

Check us out at www.pjdata.com.au




RWWA and provider are not responsible for the completeness or accuracy of any of the information contained herein, and makes no representations about its suitability for any purpose.

Gloucester Park Race 8 Distance 2130m

Friday, 2 July 2021

Gross Time: 2:35.00

MileRate: 1:57.10









LeadTime: 36.30s

First Qtr: 32.30s

Second Qtr: 29.50s

Third Qtr: 28.00s

Fourth Qtr: 28.90s

No Horse	Plc	Margin	Time	800Time (W)	400 Time (W)	Finish Position and metres gained from 800m	
6 FIFTY FIVE REBORN	1	0.0m	2:35.00	56.90s (0)	28.90s (0)	 0.0	
8 BALCATHERINE	2	5.1m	2:35.39	57.16s (1)	29.08s (1)	-3.7 	
3 MISS LIMELIGHT	3	6.3m	2:35.48	56.74s (0)	28.69s (0)	+2.3 	
7 QUEEN SHENANDOAH	4	6.5m	2:35.49	56.64s (1)	28.50s (2)	+3.7 	
5 RADIANT AMBER	5	7.8m	2:35.59	57.14s (0)	29.10s (0)	-3.4 	
1 SOHO PARTY GIRL	6	11.7m	2:35.89	56.81s (0)	28.71s (0)	+1.3 	
2 TRIPLE BRIE	7	12.8m	2:35.97	56.55s (0)	28.38s (0)	+5.0 	
4 BLISSFULLABBEY	8	14.3m	2:36.08	57.50s (1)	29.38s (1)	-8.5 	



Sectionals
Powered by



PJ HARNESS ANALYSER
HORSE REPORTS / RAW DATA

Version 3.05
Out Now!

All your sectional needs

Check us out at www.pjdata.com.au




RWWA and provider are not responsible for the completeness or accuracy of any of the information contained herein, and makes no representations about its suitability for any purpose.

Gloucester Park Race 9 Distance 2130m

Friday, 2 July 2021

Gross Time: 2:41.00

MileRate: 2:01.60









LeadTime: 40.60s

First Qtr: 33.50s

Second Qtr: 30.80s

Third Qtr: 27.70s

Fourth Qtr: 28.40s

No Horse	Plc	Margin	Time	800Time (W)	400 Time (W)	Finish Position and metres gained from 800m	
1 OUR STAR BILLING	1	0.0m	2:41.00	56.10s (0)	28.40s (0)		0.0
8 BLACK JACK BABY	2	0.2m	2:41.01	55.43s (2)	27.75s (2)		+9.6
2 SHELLNA	3	5.8m	2:41.43	56.18s (0)	28.48s (0)		-1.2
4 JOELENE	4	9.0m	2:41.67	56.02s (1)	28.26s (1)		+1.2
5 CAPTAINS BEACHBABE	5	9.9m	2:41.74	56.75s (1)	28.94s (1)		-9.3
3 PATRIKIAR	6	12.1m	2:41.90	56.29s (0)	28.48s (0)		-2.7
7 RUMOUR HAS IT	7	12.3m	2:41.92	56.58s (2)	28.92s (2)		-6.9
6 JUST FOR LOVE	8	14.1m	2:42.05	56.76s (1)	28.94s (1)		-9.5



Sectionals
Powered by



PJ HARNESS ANALYSER
HORSE REPORTS / RAW DATA

Version 3.05
Out Now!

All your sectional needs

Check us out at www.pjdata.com.au




RWWA and provider are not responsible for the completeness or accuracy of any of the information contained herein, and makes no representations about its suitability for any purpose.

Gloucester Park Race 10 Distance 2536m

Friday, 2 July 2021

Gross Time: 3:10.70

MileRate: 2:01.00








LeadTime: 72.00s

First Qtr: 31.80s

Second Qtr: 30.70s

Third Qtr: 28.90s

Fourth Qtr: 27.30s

No Horse	Plc	Margin	Time	800Time (W)	400 Time (W)	Finish Position and metres gained from 800m	
3 ALTA BLUES	1	0.0m	3:10.70	56.20s (0)	27.30s (0)	 0.0	
1 VESPA	2	5.0m	3:11.06	56.26s (0)	27.35s (0)	-0.8 	
7 NOTA BENE DENARIO	3	6.1m	3:11.14	56.14s (1)	27.31s (2)	 +0.9	
6 EUPHORIC MOMENT	4	6.3m	3:11.15	56.44s (1)	27.56s (1)	-3.5 	
4 JASPERVELLABEACH	5	12.2m	3:11.58	56.26s (1)	27.40s (2)	-0.8 	
2 IM BETA THAN GOUDA	6	12.6m	3:11.61	56.49s (0)	27.59s (0)	-4.2 	
5 CORDERO	7	16.2m	3:11.86	56.41s (0)	27.48s (0)	-3.0 	



Sectionals
Powered by



Version 3.05
Out Now!

HORSE REPORTS / RAW DATA

All your sectional needs

Check us out at www.pjdata.com.au




RWWA and provider are not responsible for the completeness or accuracy of any of the information contained herein, and makes no representations about its suitability for any purpose.