

# Gloucester Park Race 1 Distance 2130m

Tuesday, 13 July 2021

Gross Time: 2:36.70

MileRate: 1:58.40









LeadTime: 38.00s

First Qtr: 31.50s

Second Qtr: 31.20s

Third Qtr: 28.10s

Fourth Qtr: 27.90s

No Horse	Plc	Margin	Time	800Time (W)	400 Time (W)	Finish Position and metres gained from 800m
2 THE GOOD LIFE	1	0.0m	2:36.70	56.00s (0)	27.90s (0)	 0.0
1 OUR SHELLEY BEACH	2	2.6m	2:36.89	55.85s (0)	27.73s (0)	 +2.2
6 ORLANDO BLUE	3	6.4m	2:37.17	56.21s (1)	28.08s (1)	 -3.0
3 ADDA SOMETHING	4	11.9m	2:37.57	55.84s (0)	27.71s (1)	 +2.3
9 MACHNIFICENT	5	14.9m	2:37.79	56.13s (1)	28.63s (2)	 -1.9
7 TESTARUDO	6	20.1m	2:38.17	56.72s (0)	28.55s (0)	 -10.3
5 PER ARDUA AD ASTRA	7	40.8m	2:39.69	57.53s (0)	29.20s (0)	 -22.0
8 DISCO DEMON	8	40.8m	2:39.69	58.27s (1)	30.09s (1)	 -32.6



Sectionals  
Powered by



**PJ HARNESS ANALYSER**  
HORSE REPORTS / RAW DATA

Version 3.05  
Out Now!

All your sectional needs

Check us out at [www.pjdata.com.au](http://www.pjdata.com.au)




RWWA and provider are not responsible for the completeness or accuracy of any of the information contained herein, and makes no representations about its suitability for any purpose.

# Gloucester Park Race 2 Distance 2130m

Tuesday, 13 July 2021

Gross Time: 2:37.80

MileRate: 1:59.20









LeadTime: 37.60s

First Qtr: 31.60s

Second Qtr: 30.90s

Third Qtr: 29.80s

Fourth Qtr: 27.90s

No Horse	Plc	Margin	Time	800Time (W)	400 Time (W)	Finish Position and metres gained from 800m	
6 TALKS UP A STORM	1	0.0m	2:37.80	57.51s (1)	27.86s (1)		+2.6
8 HARLEY ZEST	2	3.7m	2:38.07	57.18s (1)	27.88s (2)		+7.3
3 IDEAL WHITBY	3	3.9m	2:38.09	57.66s (0)	27.84s (0)		+0.5
4 OUR VIRTUOSO	4	4.7m	2:38.14	58.04s (0)	28.23s (0)		-4.7
2 BAZZA MAC	5	12.2m	2:38.69	57.93s (0)	28.08s (0)		-3.2
7 GLOWING REPORT	6	19.7m	2:39.25	58.63s (1)	28.88s (1)		-12.9
5 SAMMY STRIKES	7	22.0m	2:39.41	58.33s (0)	28.44s (1)		-8.8
1 MIDDLEPAGE	8	46.0m	2:41.17	58.85s (0)	28.73s (0)		-16.0



Sectionals  
Powered by



**PJ HARNESS ANALYSER**  
HORSE REPORTS / RAW DATA

Version 3.05  
Out Now!

All your sectional needs

Check us out at [www.pjdata.com.au](http://www.pjdata.com.au)




RWWA and provider are not responsible for the completeness or accuracy of any of the information contained herein, and makes no representations about its suitability for any purpose.

# Gloucester Park Race 3 Distance 2130m

Tuesday, 13 July 2021

Gross Time: 2:36.30

MileRate: 1:58.10

LeadTime: 37.90s

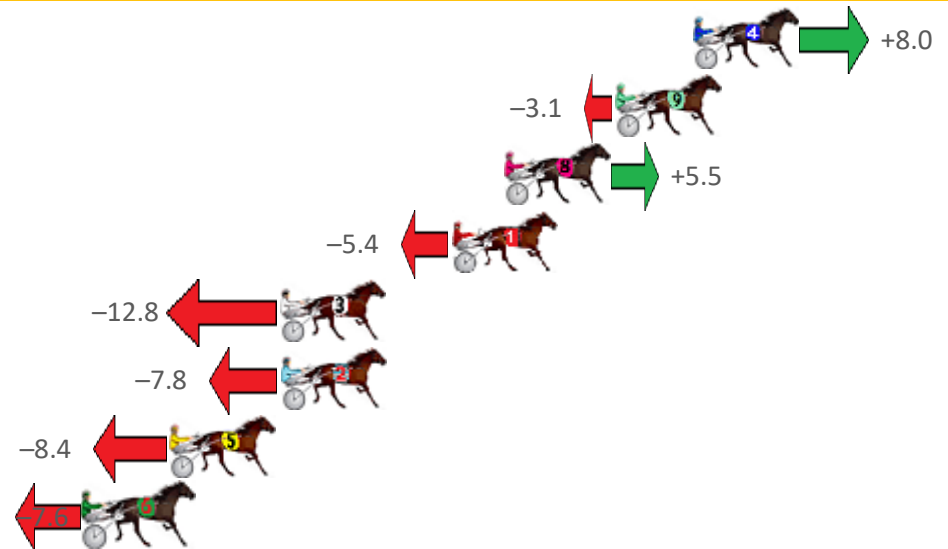
First Qtr: 31.00s

Second Qtr: 30.20s

Third Qtr: 28.90s

Fourth Qtr: 28.30s

No Horse	Plc	Margin	Time	800Time (W)	400 Time (W)	Finish Position and metres gained from 800m
4 PIERRE WHITBY	1	0.0m	2:36.30	56.63s (1)	27.75s (1)	+8.0
9 BAYLAN JETT	2	3.1m	2:36.53	57.42s (0)	28.52s (0)	-3.1
8 ONE FOR DAVE ANDME	3	7.5m	2:36.86	56.81s (0)	27.84s (0)	+5.5
1 IDEAL CHARM	4	9.6m	2:37.01	57.58s (0)	28.65s (0)	-5.4
3 MISTER ARDEE	5	16.4m	2:37.52	58.11s (1)	29.21s (1)	-12.8
2 C C CHEVRON	6	16.4m	2:37.52	57.75s (0)	28.78s (0)	-7.8
5 ROCKMENOW	7	20.8m	2:37.85	57.80s (1)	28.83s (1)	-8.4
6 THE RIGHTEOUS	8	24.2m	2:38.10	57.74s (1)	28.76s (1)	-10.5



Sectionals  
Powered by

**PJ HARNESS ANALYSER**  
HORSE REPORTS / RAW DATA

Version 3.05  
Out Now!

All your sectional needs

Check us out at [www.pjdata.com.au](http://www.pjdata.com.au)

**PJ Data**

RWWA and provider are not responsible for the completeness or accuracy of any of the information contained herein, and makes no representations about its suitability for any purpose.

# Gloucester Park Race 4 Distance 2536m

Tuesday, 13 July 2021

Gross Time: 3:08.20

MileRate: 1:59.40













LeadTime: 68.10s

First Qtr: 30.90s

Second Qtr: 30.20s

Third Qtr: 29.50s

Fourth Qtr: 29.50s

No Horse	Plc	Margin	Time	800Time (W)	400 Time (W)	Finish Position and metres gained from 800m	
2 BEAT CITY	1	0.0m	3:08.20	59.00s (1)	29.50s (1)		0.0
11 THE WATCH MAKER	2	1.3m	3:08.30	58.46s (2)	29.26s (1)		+7.3
4 DEEORSE	3	3.7m	3:08.49	58.63s (1)	29.64s (2)		+5.1
5 IM SPIDERMAN	4	8.0m	3:08.82	57.90s (1)	29.63s (2)		+15.0
12 DELIGHTFULL	5	13.8m	3:09.27	58.71s (1)	29.25s (1)		+4.0
1 JILLIBY JAKE	6	14.6m	3:09.33	59.66s (0)	29.98s (0)		-9.0
8 OUR BURLING	7	16.4m	3:09.47	59.44s (0)	30.01s (1)		-6.0
7 ACE BROMAC	8	22.4m	3:09.93	59.19s (0)	29.43s (0)		-2.6
10 ROCKY THE OUTLAW	9	26.8m	3:10.27	59.81s (0)	30.07s (0)		-11.0
3 HEZ A CHANCE	10	29.0m	3:10.44	61.02s (0)	31.35s (0)		-27.6
9 TUBBS FARQUHAR	11	34.6m	3:10.88	59.60s (0)	29.93s (0)		-8.2
6 HURRICANETOM	12	93.1m	3:15.40	65.49s (1)	34.64s (1)		-88.5



Sectionals  
Powered by



**PJ HARNESS ANALYSER**  
HORSE REPORTS / RAW DATA

Version 3.05  
Out Now!

All your sectional needs

Check us out at [www.pjdata.com.au](http://www.pjdata.com.au)




RWWA and provider are not responsible for the completeness or accuracy of any of the information contained herein, and makes no representations about its suitability for any purpose.

# Gloucester Park Race 5 Distance 2536m

Tuesday, 13 July 2021

Gross Time: 3:13.40

MileRate: 2:02.70













LeadTime: 71.00s

First Qtr: 32.20s

Second Qtr: 31.20s

Third Qtr: 29.30s

Fourth Qtr: 29.70s

No Horse	Plc	Margin	Time	800Time (W)	400 Time (W)	Finish Position and metres gained from 800m
7 ANOTHER SNAG	1	0.0m	3:13.40	58.77s (2)	29.39s (2)	 +3.2
4 HERE COMES SHARKIE	2	4.9m	3:13.78	59.36s (0)	30.06s (0)	 -4.9
10 SOHO GIGOLO	3	5.5m	3:13.83	58.80s (0)	29.46s (0)	 +2.7
1 TOTO PICASSO	4	7.0m	3:13.94	59.21s (0)	29.88s (0)	 -2.8
6 ADDA SPOILT MAJOR	5	7.8m	3:14.01	59.56s (1)	30.11s (1)	 -7.6
2 BATAVIA SILVERLINE	6	11.6m	3:14.30	59.51s (1)	30.08s (1)	 -7.0
11 CRACKA TINNY	7	11.7m	3:14.31	58.96s (0)	29.60s (0)	 +0.5
9 SEBASTIENS LAD	8	13.6m	3:14.46	58.53s (1)	29.51s (1)	 +6.4
5 RAGING ROMEO	9	14.8m	3:14.55	58.52s (0)	29.26s (1)	 +6.6
8 GOOD DAY SUNSHINE	10	18.4m	3:14.83	59.70s (1)	30.44s (2)	 -9.6
3 TEPELO STAR	11	24.2m	3:15.28	59.79s (1)	30.67s (1)	 -10.8
12 COMNHARRY	12	148.0m	3:24.92	68.62s (0)	38.60s (0)	 -131.



Sectionals  
Powered by



Version 3.05  
Out Now!

HORSE REPORTS / RAW DATA

All your sectional needs

Check us out at [www.pjdata.com.au](http://www.pjdata.com.au)




RWWA and provider are not responsible for the completeness or accuracy of any of the information contained herein, and makes no representations about its suitability for any purpose.

# Gloucester Park Race 6 Distance 2130m

Tuesday, 13 July 2021

Gross Time: 2:37.10

MileRate: 1:58.70












LeadTime: 38.30s

First Qtr: 31.20s

Second Qtr: 29.30s

Third Qtr: 28.70s

Fourth Qtr: 29.60s

No Horse	Plc	Margin	Time	800Time (W)	400 Time (W)	Finish Position and metres gained from 800m	
4 FARAWAYEYES	1	0.0m	2:37.10	57.65s (1)	29.01s (1)		+9.0
8 BROADBEACH	2	0.5m	2:37.14	58.34s (1)	29.64s (0)		-0.5
3 DONTWAITFORME	3	0.8m	2:37.16	58.04s (1)	29.53s (1)		+3.6
7 SOUTHERN BELLE	4	10.0m	2:37.88	58.05s (1)	29.41s (2)		+3.4
11 MISS CAMOUFLAGE	5	11.7m	2:38.01	58.51s (0)	29.31s (1)		-2.9
9 MISSPLAY	6	13.9m	2:38.18	57.63s (1)	28.80s (2)		+9.3
12 JILL MACH	7	14.8m	2:38.25	58.05s (1)	29.22s (2)		+3.4
5 BEEJAYS STAR	8	19.9m	2:38.64	58.79s (0)	29.59s (0)		-6.7
6 STELLAR BELLA	9	22.6m	2:38.85	58.68s (0)	29.67s (1)		-5.2
10 ADVANCE YOUR DREA	10	25.3m	2:39.06	59.83s (0)	30.53s (0)		-21.1
2 SHIRMAYA	11	48.8m	2:40.89	61.84s (0)	32.59s (0)		-48.8



Sectionals  
Powered by



**PJ HARNESS ANALYSER**  
HORSE REPORTS / RAW DATA

Version 3.05  
Out Now!

All your sectional needs

Check us out at [www.pjdata.com.au](http://www.pjdata.com.au)




RWWA and provider are not responsible for the completeness or accuracy of any of the information contained herein, and makes no representations about its suitability for any purpose.



# Gloucester Park Race 7 Distance 2130m

Tuesday, 13 July 2021

Gross Time: 2:35.70

MileRate: 1:57.60









LeadTime: 36.10s

First Qtr: 30.90s

Second Qtr: 30.00s

Third Qtr: 28.60s

Fourth Qtr: 30.10s

No Horse	Plc	Margin	Time	800Time (W)	400 Time (W)	Finish Position and metres gained from 800m	
1 KOBE EDWARD	1	0.0m	2:35.70	58.36s (0)	29.77s (0)		+4.6
7 MR FANTASTIC	2	6.0m	2:36.17	58.93s (1)	30.50s (1)		-3.2
4 MARY JOE	3	8.6m	2:36.38	58.79s (1)	30.29s (1)		-1.2
5 DYNAMITE BEACH	4	10.4m	2:36.52	58.57s (1)	30.11s (0)		+1.8
3 DWAYNE	5	13.9m	2:36.80	58.68s (0)	29.55s (0)		+0.3
8 JEDREK	6	14.7m	2:36.86	58.47s (1)	30.05s (1)		+3.1
6 STAR OF WILLOUGHBY	7	15.7m	2:36.94	59.85s (0)	31.27s (0)		-15.7
2 THE BANDS PLAYING	8	45.3m	2:39.27	61.30s (0)	32.25s (0)		-35.7



Sectionals  
Powered by



**PJ HARNESS ANALYSER**  
HORSE REPORTS / RAW DATA

Version 3.05  
Out Now!

All your sectional needs

Check us out at [www.pjdata.com.au](http://www.pjdata.com.au)




RWWA and provider are not responsible for the completeness or accuracy of any of the information contained herein, and makes no representations about its suitability for any purpose.

# Gloucester Park Race 8 Distance 2130m

Tuesday, 13 July 2021

Gross Time: 2:40.20

MileRate: 2:01.10







LeadTime: 38.60s

First Qtr: 31.70s

Second Qtr: 30.50s

Third Qtr: 28.60s

Fourth Qtr: 30.80s

No Horse	Plc	Margin	Time	800Time (W)	400 Time (W)	Finish Position and metres gained from 800m	
7 SEE THE WORLD	1	0.0m	2:40.20	59.28s (1)	30.75s (1)		+1.6
6 SPORT SPORT SPORT	2	6.2m	2:40.70	59.43s (1)	30.89s (1)		-0.4
5 TORREVEAN AMY	3	9.1m	2:40.93	60.07s (0)	31.50s (0)		-9.1
2 CUTTING ROSES	4	9.5m	2:40.97	59.10s (0)	30.29s (0)		+4.1
1 MOTOR ON LILLY	5	13.7m	2:41.30	59.75s (0)	30.99s (0)		-4.7
4 FOLLOW THE ARK	6	81.3m	2:46.75	65.05s (0)	36.66s (0)		-77



Sectionals  
Powered by



**PJ HARNESS ANALYSER**  
HORSE REPORTS / RAW DATA

Version 3.05  
Out Now!

All your sectional needs

Check us out at [www.pjdata.com.au](http://www.pjdata.com.au)




RWWA and provider are not responsible for the completeness or accuracy of any of the information contained herein, and makes no representations about its suitability for any purpose.