







Gloucester Park Race 1 Distance 2130m

Friday, 16 July 2021

Gross Time: 2:35.80 MileRate: 1:57.70 LeadTime: 39.30s First Qtr: 31.10s Second Qtr: 30.00s Third Qtr: 27.90s Fourth Qtr: 27.50s

No Horse	Plc	Margin	Time	800Time (W)	400 Time (W)	Finish Position and metres gained from 800m
7 BLACK JACK BABY	1	0.0m	2:35.80	55.40s (0)	27.50s (0)	 0.0
4 OUR STAR BILLING	2	8.9m	2:36.44	55.67s (0)	27.79s (0)	 -3.9
1 CAPTAINS BEACHBABE	3	12.4m	2:36.70	56.16s (1)	28.16s (1)	 -11.0
3 STAR FOR ME	4	17.8m	2:37.09	55.98s (0)	28.02s (0)	 -8.4
6 SHAKIRA BLUE	5	22.9m	2:37.46	56.54s (1)	28.59s (1)	 -16.5
5 JOELENE	6	25.4m	2:37.64	56.31s (1)	28.35s (1)	 -13.2



Sectionals
Powered by

PJ HARNESS ANALYSER Version 3.05 Out Now!
HORSE REPORTS / RAW DATA
All your sectional needs Check us out at www.pjdata.com.au

RWWA and provider are not responsible for the completeness or accuracy of any of the information contained herein, and makes no representations about its suitability for any purpose.

Gloucester Park Race 2 Distance 2130m

Friday, 16 July 2021

Gross Time: 2:36.50 MileRate: 1:58.20 LeadTime: 36.10s First Qtr: 31.10s Second Qtr: 30.70s Third Qtr: 28.80s Fourth Qtr: 29.80s

No Horse	Plc	Margin	Time	800Time (W)	400 Time (W)	Finish Position and metres gained from 800m
3 QTOWN RIP ROARING	1	0.0m	2:36.50	57.89s (0)	29.34s (1)	+9.8
1 EXTREME PRINCE	2	0.1m	2:36.51	58.61s (0)	29.81s (0)	-0.1
5 THE BLACK CARDINAL	3	4.1m	2:36.82	58.32s (1)	29.23s (1)	+3.9
4 CARRERA MACH	4	5.2m	2:36.91	58.25s (2)	29.62s (2)	+4.8
10 C C CHEVRON	5	6.1m	2:36.98	58.65s (0)	29.84s (0)	-0.7
6 ALLWOODS ROCKNROL	6	7.4m	2:37.08	58.10s (0)	29.53s (0)	+6.8
11 BAD ROUND	7	13.6m	2:37.56	58.67s (1)	29.36s (0)	-1.0
8 TWOANDAHALF TIGERS	8	13.8m	2:37.58	58.35s (1)	28.93s (0)	+3.4
9 FREE TO AIR	9	14.1m	2:37.60	58.46s (2)	29.93s (2)	+1.9
2 BLACK JACK ZAC	10	242.7m	2:55.45	76.00s (1)	41.85s (1)	-238.



Sectionals
Powered by












PJ HARNESS ANALYSER Version 3.05 Out Now!
HORSE REPORTS / RAW DATA
 All your sectional needs Check us out at www.pjdata.com.au

RWWA and provider are not responsible for the completeness or accuracy of any of the information contained herein, and makes no representations about its suitability for any purpose.

Gloucester Park Race 3 Distance 2130m

Friday, 16 July 2021

Gross Time: 2:36.10 MileRate: 1:57.90 LeadTime: 38.50s First Qtr: 31.70s Second Qtr: 30.20s Third Qtr: 28.40s Fourth Qtr: 27.30s

No Horse	Plc	Margin	Time	800Time (W)	400 Time (W)	Finish Position and metres gained from 800m
1 POWERPLAY	1	0.0m	2:36.10	55.70s (0)	27.30s (0)	 0.0
11 WHATABRO	2	9.5m	2:36.78	55.73s (0)	27.27s (0)	-0.5 
4 BETTOR BE OSCAR	3	11.2m	2:36.90	56.30s (1)	27.86s (1)	-8.6 
10 REGAL CHEVAL	4	14.2m	2:37.12	56.36s (0)	27.88s (0)	-9.6 
2 MACHS GOLD	5	17.3m	2:37.34	56.09s (1)	27.61s (1)	-5.7 
5 CROCODILE KID	6	18.1m	2:37.40	56.03s (0)	27.56s (0)	-4.7 
6 DEEORSE	7	19.3m	2:37.49	55.93s (1)	27.46s (1)	-3.3 
9 BLOCKJORG	8	21.1m	2:37.62	55.93s (0)	27.43s (0)	-3.3 
8 CAVEMAN	9	22.1m	2:37.69	55.50s (1)	27.28s (2)	+2.9 
7 HENWOOD BAY	10	22.3m	2:37.70	55.83s (1)	27.37s (1)	-1.9 
3 BATAVIA ON FIRE	11	22.8m	2:37.74	56.79s (1)	28.29s (1)	-15.8 



Sectionals
Powered by



PJ HARNESS ANALYSER Version 3.05
HORSE REPORTS / RAW DATA Out Now!

All your sectional needs Check us out at www.pjdata.com.au














RWWA and provider are not responsible for the completeness or accuracy of any of the information contained herein, and makes no representations about its suitability for any purpose.

Gloucester Park Race 4 Distance 2130m


Friday, 16 July 2021

Gross Time: 2:33.30 MileRate: 1:55.80 LeadTime: 36.20s First Qtr: 31.40s Second Qtr: 28.90s Third Qtr: 28.60s Fourth Qtr: 28.20s

No Horse	Plc	Margin	Time	800Time (W)	400 Time (W)	Finish Position and metres gained from 800m
3 SON OF A TIGER	1	0.0m	2:33.30	56.50s (0)	27.91s (0)	 +4.2
6 BRACKEN SKY	2	10.1m	2:34.05	57.00s (1)	28.39s (2)	-2.9 
1 TYLER BRETT	3	11.0m	2:34.12	57.58s (0)	28.97s (0)	-11.0 
2 ROCKNROLL WHITBY	4	13.2m	2:34.28	56.73s (0)	28.19s (0)	+1.0 
9 WILL I ROCKNROLL	5	13.8m	2:34.32	56.19s (1)	28.59s (3)	+8.6 
5 THEREUGO	6	15.6m	2:34.46	57.27s (0)	28.69s (0)	-6.6 
7 JESSE ALLWOOD	7	19.5m	2:34.75	57.36s (1)	28.63s (1)	-7.9 
4 LIGHTNING JOLT	8	20.4m	2:34.81	56.90s (0)	28.37s (0)	-1.4 
8 QUICK STRIDE	9	23.6m	2:35.05	57.22s (1)	28.58s (1)	-6.0 
10 ULTIMATE OFFER	10	41.2m	2:36.35	59.50s (1)	30.53s (1)	-38.2 



Sectionals
Powered by



PJ HARNESS ANALYSER Version 3.05 Out Now!
 HORSE REPORTS / RAW DATA
 All your sectional needs Check us out at www.pjdata.com.au

RWWA and provider are not responsible for the completeness or accuracy of any of the information contained herein, and makes no representations about its suitability for any purpose.


Gloucester Park Race 5 Distance 2130m

Friday, 16 July 2021

Gross Time: 2:34.20 MileRate: 1:56.50 LeadTime: 36.80s First Qtr: 29.70s Second Qtr: 29.70s Third Qtr: 28.80s Fourth Qtr: 29.20s

No Horse	Plc	Margin	Time	800Time (W)	400 Time (W)
6 FIFTY FIVE REBORN	1	0.0m	2:34.20	57.97s (0)	29.20s (0)
1 QUEEN SHENANDOAH	2	1.8m	2:34.34	57.52s (0)	28.71s (0)
11 ALICE KAY	3	5.6m	2:34.63	58.10s (1)	29.17s (2)
2 RADIANT AMBER	4	8.1m	2:34.82	58.27s (0)	29.48s (0)
8 SOUTHERN BELLE	5	9.6m	2:34.94	57.78s (1)	28.82s (1)
4 JUST MAKEMINE DIAM	6	11.2m	2:35.06	58.81s (1)	29.85s (1)
10 TALKERUP	7	13.2m	2:35.21	58.03s (0)	29.07s (0)
9 MINI MINE YET	8	13.2m	2:35.21	57.74s (1)	28.81s (2)
5 MISS CAMOUFLAGE	9	14.0m	2:35.27	57.47s (0)	28.43s (0)
3 SOHO PARTY GIRL	10	14.3m	2:35.30	57.81s (0)	28.84s (0)
7 DELIGHTFULREACTION	11	16.8m	2:35.49	58.61s (1)	29.65s (1)

Finish Position and metres gained from 800m













Sectionals
Powered by

RWWA and provider are not responsible for the completeness or accuracy of any of the information contained herein, and makes no representations about its suitability for any purpose.

Gloucester Park Race 6 Distance 2130m

Friday, 16 July 2021

Gross Time: 2:34.00 MileRate: 1:56.30 LeadTime: 36.50s First Qtr: 30.70s Second Qtr: 30.20s Third Qtr: 28.50s Fourth Qtr: 28.10s

No Horse	Plc	Margin	Time	800Time (W)	400 Time (W)	Finish Position and metres gained from 800m
5 GAMBIT	1	0.0m	2:34.00	56.60s (0)	28.10s (0)	 0.0
9 VESPA	2	9.7m	2:34.72	56.38s (0)	27.95s (0)	 +3.1
1 OUR SEQUEL	3	10.1m	2:34.75	57.02s (0)	28.39s (0)	 -5.9
6 PIERRE WHITBY	4	12.3m	2:34.91	56.23s (0)	27.46s (0)	 +5.3
8 THE KRAKEN	5	17.1m	2:35.26	56.28s (1)	27.51s (0)	 +4.5
2 EUPHORIC MOMENT	6	21.2m	2:35.57	56.95s (1)	28.23s (1)	 -5.0
3 WALSH	7	22.2m	2:35.64	57.56s (0)	28.83s (1)	 -5.5
4 JASPERVELLABEACH	8	34.5m	2:36.55	58.21s (1)	29.34s (2)	 -22.9
10 HOWARD HUGHES	9	37.3m	2:36.75	59.03s (1)	30.54s (1)	 -34.5
7 AL GUERRERO	10	47.2m	2:37.49	59.41s (1)	30.53s (2)	 -40.0



Sectionals
Powered by

RWWA and provider are not responsible for the completeness or accuracy of any of the information contained herein, and makes no representations about its suitability for any purpose.

Gloucester Park Race 7 Distance 2503m

Friday, 16 July 2021

Gross Time: 3:07.60 MileRate: 1:59.20 LeadTime: 70.60s First Qtr: 30.90s Second Qtr: 29.60s Third Qtr: 27.80s Fourth Qtr: 28.70s

No Horse	Plc	Margin	Time	800Time (W)	400 Time (W)	Finish Position and metres gained from 800m
10 MINSTREL	1	0.0m	3:07.60	56.40s (1)	28.61s (1)	
3 AWAITINGINSTRUCTIO	2	3.9m	3:07.89	56.77s (0)	28.98s (0)	
4 HIT THE SKY	3	8.1m	3:08.21	56.07s (1)	27.99s (1)	
2 NEARIS GREEN	4	13.0m	3:08.58	56.71s (1)	28.66s (2)	
9 TRIROYALE BRIGADE	5	14.6m	3:08.70	57.12s (1)	29.10s (1)	
1 HOTFOOT IT	6	16.4m	3:08.84	57.02s (0)	28.81s (0)	
7 DISCO UNDER FIRE	6	16.4m	3:08.84	56.71s (0)	28.50s (0)	
5 PERLEE GATES	8	18.2m	3:08.97	57.48s (0)	29.33s (0)	
8 BETTOR COPAGOODON	9	20.1m	3:09.11	56.68s (0)	28.55s (1)	
6 BETTOR PACK IT	10	24.4m	3:09.44	56.89s (1)	28.67s (2)	









Sectionals
Powered by

RWWA and provider are not responsible for the completeness or accuracy of any of the information contained herein, and makes no representations about its suitability for any purpose.

Gloucester Park Race 8 Distance 2536m


Friday, 16 July 2021

Gross Time: 3:06.70 MileRate: 1:58.50 LeadTime: 70.40s First Qtr: 30.30s Second Qtr: 29.90s Third Qtr: 29.00s Fourth Qtr: 27.10s

No Horse	Plc	Margin	Time	800Time (W)	400 Time (W)	Finish Position and metres gained from 800m
1 CHIAROSCURO	1	0.0m	3:06.70	55.79s (0)	26.80s (0)	 +4.4
2 VAMPIRO	2	0.4m	3:06.73	56.13s (0)	27.13s (0)	 -0.4
3 BOOM TIME	3	6.3m	3:07.15	55.91s (0)	26.95s (0)	 +2.7
5 TO FAST TO SERIOUS	4	8.7m	3:07.32	55.49s (0)	26.65s (1)	 +8.7
4 IM FULL OF EXCUSES	5	11.2m	3:07.50	55.95s (0)	26.99s (0)	 +2.2
6 BLUE BLAZER	6	19.9m	3:08.12	55.98s (0)	27.07s (1)	 +1.7



Sectionals
Powered by



PJ HARNESS ANALYSER Version 3.05 Out Now!
HORSE REPORTS / RAW DATA
 All your sectional needs Check us out at www.pjdata.com.au



RWWA and provider are not responsible for the completeness or accuracy of any of the information contained herein, and makes no representations about its suitability for any purpose.

Gloucester Park Race 9 Distance 2130m

Friday, 16 July 2021

Gross Time: 2:38.70 MileRate: 1:59.90 LeadTime: 40.70s First Qtr: 31.90s Second Qtr: 30.00s Third Qtr: 28.40s Fourth Qtr: 27.70s

No Horse	Plc	Margin	Time	800Time (W)	400 Time (W)	Finish Position and metres gained from 800m
2 PLUTONIUM	1	0.0m	2:38.70	55.78s (0)	27.38s (0)	+4.6
1 ALTA ENGEN	2	0.1m	2:38.71	56.11s (0)	27.71s (0)	-0.1
5 WHOSWHOINTHEZOO	3	8.5m	2:39.32	55.87s (1)	27.50s (1)	+3.3
3 TRULEYLUCKY	4	8.6m	2:39.33	56.06s (0)	27.64s (0)	+0.6
6 ALTA INTRIGUE	5	8.9m	2:39.35	56.20s (1)	27.84s (1)	-1.5
7 THE WATCH MAKER	6	8.9m	2:39.35	56.50s (1)	28.13s (1)	-5.7
4 LA SULEIMAN	7	14.5m	2:39.76	55.98s (0)	27.75s (0)	+1.7



Sectionals
Powered by

PJ HARNESS ANALYSER Version 3.05 Out Now!
HORSE REPORTS / RAW DATA
 All your sectional needs Check us out at www.pjdata.com.au

RWWA and provider are not responsible for the completeness or accuracy of any of the information contained herein, and makes no representations about its suitability for any purpose.