

# Gloucester Park Race 1 Distance 2536m

Friday, 3 September 2021

Gross Time: 3:10.40 MileRate: 2:00.90 LeadTime: 69.80s First Qtr: 32.50s Second Qtr: 30.30s Third Qtr: 29.80s Fourth Qtr: 28.00s

No Horse	Plc	Margin	Time	800Time (W)	400 Time (W)	Finish Position and metres gained from 800m
7 PIERRE WHITBY	1	0.0m	3:10.40	57.34s (1)	27.61s (1)	+6.4
5 REGAL CHEVAL	2	1.4m	3:10.50	57.79s (1)	28.01s (1)	+0.2
2 ALLWOODS ROCKNROL	3	3.8m	3:10.68	57.77s (0)	27.97s (0)	+0.4
4 ILLAWONG MUSTANG	4	5.4m	3:10.80	57.60s (0)	27.79s (0)	+2.8
3 QUICK STRIDE	5	8.6m	3:11.03	57.64s (1)	27.92s (1)	+2.2
6 CARUBA	6	13.2m	3:11.37	57.64s (1)	27.93s (1)	+2.2
8 C C CHEVRON	7	14.1m	3:11.44	57.89s (0)	28.09s (0)	-1.3
1 BEE SEVENTEEN	8	29.3m	3:12.56	59.91s (0)	30.04s (0)	-29.3



Sectionals  
Powered by



Home of Australian Harness Sectionals

**PJ HARNESS ANALYSER**

+ RAW DATA + HORSE REPORTS + FREE FRIDAY FACEBOOK TIP



[www.pjdata.com.au](http://www.pjdata.com.au) | [admin@pjdata.com.au](mailto:admin@pjdata.com.au) | [www.facebook.com/PJHarnessRacing](https://www.facebook.com/PJHarnessRacing)

RWWA and provider are not responsible for the completeness or accuracy of any of the information contained herein, and makes no representations about its suitability for any purpose.

# Gloucester Park Race 2 Distance 2536m

Friday, 3 September 2021

Gross Time: 3:06.80 MileRate: 1:58.50 LeadTime: 70.80s First Qtr: 29.70s Second Qtr: 29.30s Third Qtr: 28.60s Fourth Qtr: 28.40s

No Horse	Plc	Margin	Time	800Time (W)	400 Time (W)	Finish Position and metres gained from 800m
1 WHATABRO	1	0.0m	3:06.80	57.00s (0)	28.40s (0)	0.0
4 EUPHORIA	2	0.4m	3:06.83	56.94s (1)	28.34s (1)	+0.8
9 MAKE IT QUICK	3	12.0m	3:07.70	56.93s (0)	28.09s (0)	+1.0
8 BETTOR COPAGOODON	4	12.4m	3:07.73	57.50s (1)	28.80s (1)	-7.0
2 EXTREME PRINCE	5	12.5m	3:07.73	57.57s (0)	28.75s (0)	-8.1
7 MCARDLES GEM	6	16.1m	3:08.00	56.79s (1)	27.96s (0)	+2.9
6 AL GUERRERO	7	17.3m	3:08.09	57.21s (1)	28.35s (1)	-2.9
3 ROCKNROLL WHITBY	8	20.9m	3:08.36	57.86s (0)	28.99s (1)	-12.1
5 WHOSWHOINTHEZOO	9	22.2m	3:08.46	57.88s (1)	29.05s (2)	-12.4



Sectionals  
Powered by



Home of Australian Harness Sectionals

**PJ HARNESS ANALYSER**

+ RAW DATA + HORSE REPORTS + FREE FRIDAY FACEBOOK TIP











[www.pjdata.com.au](http://www.pjdata.com.au) | [admin@pjdata.com.au](mailto:admin@pjdata.com.au) | [www.facebook.com/PJHarnessRacing](https://www.facebook.com/PJHarnessRacing)

RWWA and provider are not responsible for the completeness or accuracy of any of the information contained herein, and makes no representations about its suitability for any purpose.

# Gloucester Park Race 3 Distance 2130m

Friday, 3 September 2021

Gross Time: 2:34.40 MileRate: 1:56.70 LeadTime: 37.00s First Qtr: 30.80s Second Qtr: 29.60s Third Qtr: 28.60s Fourth Qtr: 28.40s

No Horse	Plc	Margin	Time	800Time (W)	400 Time (W)	Finish Position and metres gained from 800m
5 WONDERFUL TO FLY	1	0.0m	2:34.40	57.00s (0)	28.40s (0)	 0.0
6 PAUL EDWARD	2	16.4m	2:35.62	56.63s (1)	28.89s (1)	 +5.2
4 SEE THE WORLD	3	17.3m	2:35.69	57.57s (0)	28.70s (0)	 -8.1
7 PATH OF GOLD	4	22.6m	2:36.09	57.65s (0)	28.68s (0)	 -9.2
1 FOLLOW THE ARK	5	26.4m	2:36.37	58.54s (0)	29.76s (0)	 -21.8
8 PETER ROMEO	6	35.4m	2:37.04	58.25s (0)	29.28s (1)	 -17.6
3 WALL STREET GIRL	7	132.3m	2:44.27	61.41s (1)	29.97s (0)	 -62.3
2 HARRIER JET	8	159.8m	2:46.32	62.30s (0)	30.15s (0)	 -74.8



Sectionals  
Powered by



Home of Australian Harness Sectionals

**PJ HARNESS ANALYSER**

+ RAW DATA + HORSE REPORTS + FREE FRIDAY FACEBOOK TIP

[www.pjdata.com.au](http://www.pjdata.com.au) | [admin@pjdata.com.au](mailto:admin@pjdata.com.au) | [www.facebook.com/PJHarnessRacing](https://www.facebook.com/PJHarnessRacing)



RWWA and provider are not responsible for the completeness or accuracy of any of the information contained herein, and makes no representations about its suitability for any purpose.

# Gloucester Park Race 4 Distance 2536m

Friday, 3 September 2021

Gross Time: 3:11.30 MileRate: 2:01.40 LeadTime: 72.80s First Qtr: 31.40s Second Qtr: 28.80s Third Qtr: 29.20s Fourth Qtr: 29.10s

No Horse	Plc	Margin	Time	800Time (W)	400 Time (W)	Finish Position and metres gained from 800m
9 BOOM TIME	1	0.0m	3:11.30	56.98s (1)	27.68s (1)	
4 LORD ROSCO	2	0.4m	3:11.33	58.33s (0)	29.13s (0)	
1 MAJOR STARE	3	1.9m	3:11.45	58.05s (0)	28.85s (0)	
8 JESSE ALLWOOD	4	2.6m	3:11.50	57.47s (1)	28.20s (1)	
7 THE KRAKEN	5	2.9m	3:11.52	57.77s (1)	28.53s (1)	
3 OUR SEQUEL	6	7.5m	3:11.87	58.13s (0)	28.92s (0)	
5 MACHS GOLD	7	8.0m	3:11.91	58.43s (1)	29.19s (1)	
6 BAYLAN JETT	8	8.8m	3:11.97	57.94s (0)	28.67s (0)	
2 BLOCKJORG	9	15.3m	3:12.47	59.26s (1)	30.02s (1)	



Sectionals  
Powered by



Home of Australian Harness Sectionals

**PJ HARNESS ANALYSER**

+ RAW DATA + HORSE REPORTS + FREE FRIDAY FACEBOOK TIP










www.pjdata.com.au | admin@pjdata.com.au | www.facebook.com/PJHarnessRacing

RWWA and provider are not responsible for the completeness or accuracy of any of the information contained herein, and makes no representations about its suitability for any purpose.

# Gloucester Park Race 5 Distance 2130m

Friday, 3 September 2021

Gross Time: 2:34.90 MileRate: 1:57.10 LeadTime: 37.70s First Qtr: 31.20s Second Qtr: 29.60s Third Qtr: 28.30s Fourth Qtr: 28.10s

No Horse	Plc	Margin	Time	800Time (W)	400 Time (W)	Finish Position and metres gained from 800m
1 POWERPLAY	1	0.0m	2:34.90	56.40s (0)	28.10s (0)	 0.0
4 OTIS	2	0.8m	2:34.96	56.46s (1)	28.09s (1)	-0.8 
5 HILLVIEW BONDI	3	3.1m	2:35.13	56.32s (1)	27.94s (1)	+1.1 
3 BURGHLEY SHARD	4	5.4m	2:35.30	56.19s (0)	27.86s (0)	+3.0 
2 ROCKNROLL ELLIOT	5	7.0m	2:35.42	56.58s (0)	28.27s (0)	-2.6 
7 IMA ROCKABILLY REBEL	6	7.2m	2:35.43	56.29s (1)	27.92s (1)	+1.6 
6 ADDA SOMETHING	7	10.1m	2:35.65	56.21s (0)	27.79s (0)	+2.7 



Sectionals  
Powered by



Home of Australian Harness Sectionals

**PJ HARNESS ANALYSER**

+ RAW DATA + HORSE REPORTS + FREE FRIDAY FACEBOOK TIP

[www.pjdata.com.au](http://www.pjdata.com.au) | [admin@pjdata.com.au](mailto:admin@pjdata.com.au) | [www.facebook.com/PJHarnessRacing](https://www.facebook.com/PJHarnessRacing)



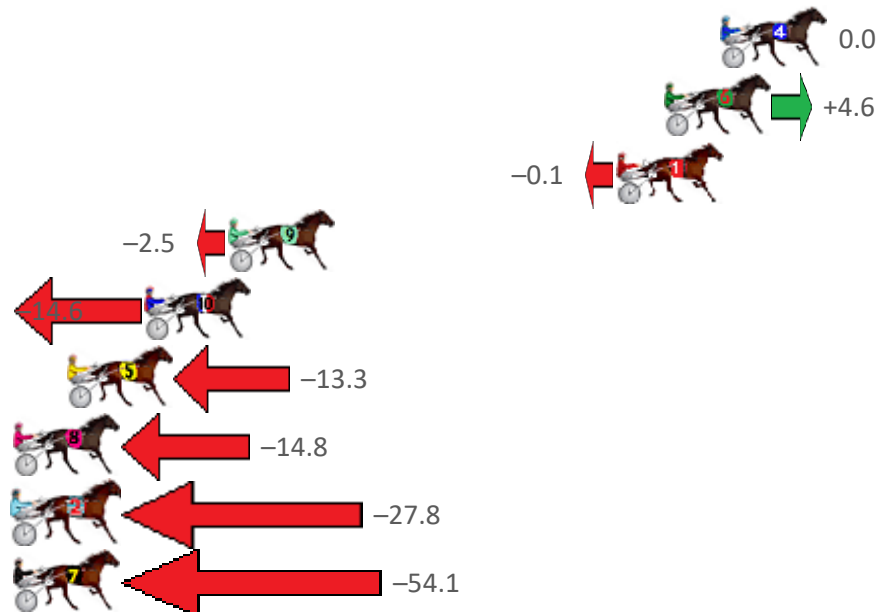
RWWA and provider are not responsible for the completeness or accuracy of any of the information contained herein, and makes no representations about its suitability for any purpose.

# Gloucester Park Race 6 Distance 2536m

Friday, 3 September 2021

Gross Time: 3:05.40 MileRate: 1:57.60 LeadTime: 68.80s First Qtr: 29.90s Second Qtr: 29.40s Third Qtr: 29.10s Fourth Qtr: 28.20s

No Horse	Plc	Margin	Time	800Time (W)	400 Time (W)	Finish Position and metres gained from 800m
4 DOUBLE UP	1	0.0m	3:05.40	57.30s (0)	28.20s (0)	0.0
6 MIDDLEPAGE	2	2.2m	3:05.56	56.97s (1)	28.09s (2)	+4.6
1 ANVIL ROLLOVER	3	4.1m	3:05.70	57.31s (0)	28.19s (0)	-0.1
9 LA SULEIMAN	4	19.5m	3:06.85	57.48s (0)	28.40s (0)	-2.5
10 RENAISSANCE ART	5	22.8m	3:07.09	58.34s (0)	29.20s (0)	-11.6
5 TRULEYLUCKY	6	25.9m	3:07.32	58.25s (0)	29.13s (1)	-13.3
8 MASTER LEIGHTON	7	30.2m	3:07.64	58.35s (1)	29.25s (2)	-14.8
2 THE VERANDAH	8	30.4m	3:07.65	59.28s (1)	30.04s (1)	-27.8
7 HOTFOOT IT	9	65.3m	3:10.24	61.15s (1)	32.02s (2)	-54.1



Sectionals  
Powered by



Home of Australian Harness Sectionals

**PJ HARNESS ANALYSER**

+ RAW DATA + HORSE REPORTS + FREE FRIDAY FACEBOOK TIP



www.pjdata.com.au | admin@pjdata.com.au | www.facebook.com/PJHarnessRacing

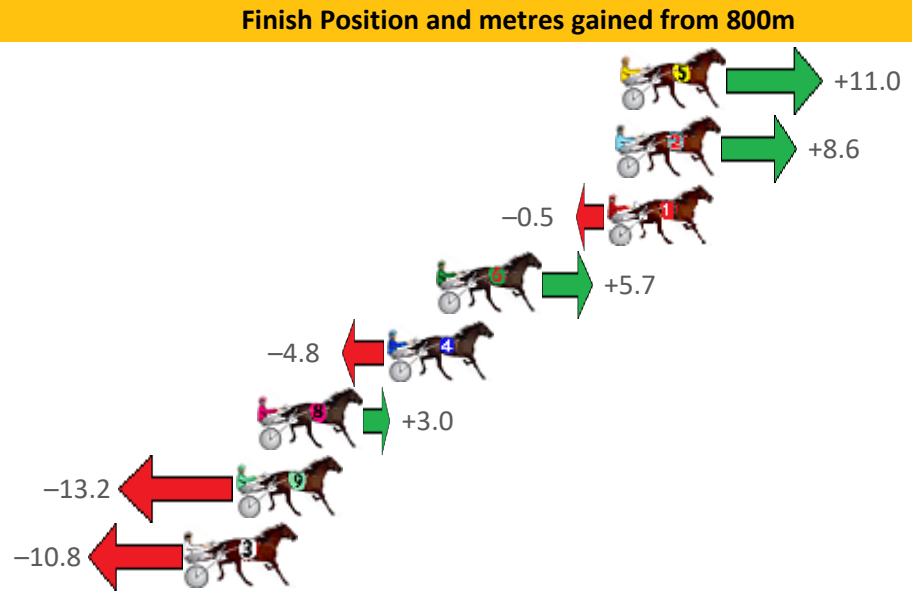
RWWA and provider are not responsible for the completeness or accuracy of any of the information contained herein, and makes no representations about its suitability for any purpose.

# Gloucester Park Race 7 Distance 2130m

Friday, 3 September 2021

Gross Time: 2:36.20 MileRate: 1:58.00 LeadTime: 38.10s First Qtr: 31.00s Second Qtr: 29.50s Third Qtr: 28.20s Fourth Qtr: 29.40s

No Horse	Plc	Margin	Time	800Time (W)	400 Time (W)
5 MY SWEET DEAL	1	0.0m	2:36.20	56.81s (1)	28.65s (2)
2 STORMYSKYES	2	0.2m	2:36.22	56.98s (0)	28.77s (0)
1 BLISSFULLABBEY	3	0.5m	2:36.24	57.64s (0)	29.44s (0)
6 TRINITY BROMAC	4	7.3m	2:36.76	57.19s (0)	29.00s (0)
4 MISS LAMARR	5	9.2m	2:36.91	57.94s (0)	29.72s (0)
8 DIAMOND DOVE	6	14.4m	2:37.31	57.39s (0)	29.27s (1)
9 ALTA CINDERELLA	7	15.2m	2:37.37	58.55s (1)	30.42s (1)
3 SHEZA BROMAC	8	17.2m	2:37.53	58.37s (1)	30.13s (1)



Sectionals  
Powered by



Home of Australian Harness Sectionals  
**PJ HARNESS ANALYSER**

+ RAW DATA + HORSE REPORTS + FREE FRIDAY FACEBOOK TIP











[www.pjdata.com.au](http://www.pjdata.com.au) | [admin@pjdata.com.au](mailto:admin@pjdata.com.au) | [www.facebook.com/PJHarnessRacing](https://www.facebook.com/PJHarnessRacing)

RWWA and provider are not responsible for the completeness or accuracy of any of the information contained herein, and makes no representations about its suitability for any purpose.

# Gloucester Park Race 8 Distance 2130m

Friday, 3 September 2021

Gross Time: 2:32.20 MileRate: 1:55.00 LeadTime: 36.70s First Qtr: 30.10s Second Qtr: 29.10s Third Qtr: 27.70s Fourth Qtr: 28.60s

No Horse	Plc	Margin	Time	800Time (W)	400 Time (W)	Finish Position and metres gained from 800m
7 MAGNIFICENT STORM	1	0.0m	2:32.20	56.17s (1)	28.47s (1)	 +1.8
3 MINSTREL	2	7.1m	2:32.73	56.80s (0)	29.10s (0)	-7.1 
9 THATS PERFECT	3	12.1m	2:33.11	56.40s (1)	28.34s (1)	-1.5 
1 IDEAL LINER	4	12.3m	2:33.12	56.82s (0)	28.66s (0)	-7.5 
5 ALTA BLUES	5	14.0m	2:33.25	56.85s (1)	28.77s (1)	-7.8 
4 BRACKEN SKY	6	14.9m	2:33.32	56.42s (0)	28.24s (1)	-1.7 
2 ALTA INTRIGUE	7	17.0m	2:33.48	56.86s (0)	28.69s (0)	-8.0 
8 VESPA	8	30.1m	2:34.46	57.16s (0)	28.76s (0)	-12.3 



Sectionals  
Powered by



Home of Australian Harness Sectionals

**PJ HARNESS ANALYSER**

+ RAW DATA + HORSE REPORTS + FREE FRIDAY FACEBOOK TIP



[www.pjdata.com.au](http://www.pjdata.com.au) | [admin@pjdata.com.au](mailto:admin@pjdata.com.au) | [www.facebook.com/PJHarnessRacing](https://www.facebook.com/PJHarnessRacing)

RWWA and provider are not responsible for the completeness or accuracy of any of the information contained herein, and makes no representations about its suitability for any purpose.



# Gloucester Park Race 9 Distance 2130m

Friday, 3 September 2021

Gross Time: 2:35.60 MileRate: 1:57.50 LeadTime: 38.30s First Qtr: 31.50s Second Qtr: 29.30s Third Qtr: 28.20s Fourth Qtr: 28.30s

No Horse	Plc	Margin	Time	800Time (W)	400 Time (W)	Finish Position and metres gained from 800m
1 MIRACLE MOOSE	1	0.0m	2:35.60	56.50s (0)	28.30s (0)	0.0
2 FANCI A DANCE	2	0.8m	2:35.66	56.50s (1)	28.24s (1)	0.0
7 JASPERVELLABEACH	3	4.1m	2:35.90	56.41s (1)	28.07s (1)	+1.3
9 MANDY JOAN	4	5.1m	2:35.98	55.51s (1)	27.20s (1)	+14.1
12 QUEEN SHENANDOAH	5	6.0m	2:36.05	56.23s (1)	27.92s (3)	+3.8
10 BURNING RUBBER	6	7.1m	2:36.13	56.39s (0)	28.05s (2)	+1.5
6 BATAVIA ON FIRE	7	13.1m	2:36.57	56.38s (1)	28.07s (1)	+1.7
4 RABCHENKO	8	15.0m	2:36.72	56.36s (0)	27.92s (0)	+2.0
11 VALBONNE	9	17.3m	2:36.89	56.82s (0)	28.39s (0)	-4.5
8 SALEAHS COMAND	10	19.5m	2:37.05	57.57s (0)	29.21s (0)	-15.3
3 SMART FORTUNE	11	19.8m	2:37.07	56.01s (0)	27.67s (1)	+7.0
5 JUST BARNEY	12	23.4m	2:37.34	56.63s (0)	28.19s (0)	-1.8



Sectionals  
Powered by



Home of Australian Harness Sectionals

**PJ HARNESS ANALYSER**

+ RAW DATA + HORSE REPORTS + FREE FRIDAY FACEBOOK TIP

[www.pjdata.com.au](http://www.pjdata.com.au) | [admin@pjdata.com.au](mailto:admin@pjdata.com.au) | [www.facebook.com/PJHarnessRacing](https://www.facebook.com/PJHarnessRacing)








RWWA and provider are not responsible for the completeness or accuracy of any of the information contained herein, and makes no representations about its suitability for any purpose.

# Gloucester Park Race 10 Distance 2096m

Friday, 3 September 2021

Gross Time: 2:42.10 MileRate: 2:04.40 LeadTime: 40.70s First Qtr: 31.70s Second Qtr: 31.40s Third Qtr: 29.80s Fourth Qtr: 28.50s

No Horse	Plc	Margin	Time	800Time (W)	400 Time (W)	Finish Position and metres gained from 800m	
1 MIDNIGHT ASSASSIN	1	0.0m	2:42.10	57.97s (0)	28.50s (1)		+4.6
2 THE MALE MODEL	2	14.0m	2:43.15	59.31s (0)	29.36s (0)		-14.0
4 ONE BID BUYS	3	20.4m	2:43.63	59.11s (0)	29.21s (0)		-11.2
5 MORTICIAN	4	22.2m	2:43.76	58.92s (0)	29.01s (0)		-8.6
3 TRICKY RIC	5	259.0m	3:01.49	64.02s (0)	30.55s (0)		-79



Sectionals  
Powered by



Home of Australian Harness Sectionals

**PJ HARNESS ANALYSER**

+ RAW DATA + HORSE REPORTS + FREE FRIDAY FACEBOOK TIP



[www.pjdata.com.au](http://www.pjdata.com.au) | [admin@pjdata.com.au](mailto:admin@pjdata.com.au) | [www.facebook.com/PJHarnessRacing](https://www.facebook.com/PJHarnessRacing)

RWWA and provider are not responsible for the completeness or accuracy of any of the information contained herein, and makes no representations about its suitability for any purpose.